

---

---

# **Election Statistics**

---

**State Candidates In The Primary**

**Judicial Election Tables**

**Primary Election Tables**

**Platforms and State Central Committees**

**General Election Tables**


**Summary Vote For President**

**Constitutional Amendments**

**County Officers**

---

---





## CANDIDATES FOR STATE OFFICES

Primary, September 7, 1926

### DEMOCRAT TICKET

- Governor—**  
Virgil H. Cady, 1318 East Street, Baraboo.
- Lieutenant Governor—**  
Wm. G. Evenson, 309 Fourth Avenue, Baraboo.
- Secretary of State—**  
Albert C. Wolfe, 1510 Madison Street, La Crosse.
- State Treasurer—**  
Frank J. Grutza, 391 Fifth Avenue, Milwaukee.
- Attorney General—**  
David Gardner, Jr., 431 Rountree Avenue, Platteville.
- United States Senator—**  
Thos. M. Kearney, 2219 Washington Avenue, Racine.

### PROHIBITION TICKET

- Governor—**  
Adolph R. Bucknam, Norrie.  
David W. Emerson, R. 1, Ashland.  
Alexander Mc Eathron, Birch Creek, R. 1, Holcombe.
- Lieutenant Governor—**  
Henry H. Tubbs, 311 West Court Street, Elkhorn.
- Secretary of State—**  
Clara G. Miller, 640 Balsom Street, Rhinelander.
- State Treasurer—**  
Warren J. Robinson, 2330 East Dayton Street, Madison.
- Attorney General—**  
Burton S. Hawley, Sparta.
- United States Senator—**  
Ella T. Sanford, 1115 Ellis Street, Stevens Point.  
Alfred B. Taynton, 101 South Webster Street, Madison.

### REPUBLICAN TICKET

- Governor—**  
Herman L. Ekern, 313 North Brearly Street, Madison.  
Charles B. Perry, 130 East Milwaukee Avenue, Wauwatosa.  
W. Stanley Smith, 1127 Sherman Avenue, Madison.  
Fred R. Zimmerman, Lake, P. O. Station D., R. 2, Milwaukee.
- Lieutenant Governor—**  
Conrad Hansen, Burke, R. 1, Madison.  
Henry A. Huber, Stoughton.  
J. N. Tittimore, Poygan, R. 22, Omro.
- Secretary of State—**  
Homer G. Bell, Greenfield, R. 4, West Allis.  
Pearle Bowen, Augusta.  
Theodore Dammann, 1035 Cramer Street, Milwaukee.  
John M. O'Rourke, 180 Eleventh Street, Milwaukee.
- State Treasurer—**  
C. B. Ballard, Grand Chute, R. 6, Appleton.  
Norman E. Henze, Port Washington.  
Solomon Levitan, 10 East Gorham Street, Madison.
- Attorney General—**  
John W. Reynolds, 1025 Cherry Street, Green Bay.  
George M. Sheldon, 213 East Lincoln Avenue, Tomahawk.  
Albert T. Twesme, Galesville.
- United States Senator—**  
John J. Blaine, Boscobel.  
Frank J. Kelly, Hales Corners.  
Irvine L. Lenroot, 606 East Seventh Street, Superior.

### SOCIALIST TICKET

- Governor—**  
Herman O. Kent, 2412 Cherry Street, Milwaukee.
- Lieutenant Governor—**  
Peter Gilles, R. 1, Arkansasaw.
- Secretary of State—**  
George Eaglehill, 311 North Broadway Street, Green Bay.
- State Treasurer—**  
Ada Burow, Horicon.
- Attorney General—**  
Benjamin W. Reynolds, 933 Oakland Street, Milwaukee.
- United States Senator—**  
Leo Krzycki, 1023 Becher Street, Milwaukee.

## VOTE FOR JUSTICE OF SUPREME COURT

Election, April 6, 1926

Counties	Franz C. Eschweiler	Counties	Franz C. Eschweiler
Adams .....	818	Marinette .....	5,761
Ashland .....	1,357	Marquette .....	1,114
Barron .....	2,932	Milwaukee .....	25,932
Bayfield .....	2,703	Monroe .....	3,205
Brown .....	9,279	Oconto .....	4,564
Buffalo .....	1,586	Oneida .....	3,068
Burnett .....	1,424	Outagamie .....	7,159
Calumet .....	1,794	Ozaukee .....	1,603
Chippewa .....	5,457	Pepin .....	862
Clark .....	4,523	Pierce .....	2,044
Columbia .....	3,997	Polk .....	2,911
Crawford .....	2,259	Portage .....	4,160
Dane .....	17,285	Price .....	2,511
Dodge .....	8,431	Racine .....	6,633
Door .....	2,491	Richland .....	2,135
Douglas .....	8,669	Rock .....	7,806
Dunn .....	2,153	Rusk .....	1,928
Eau Claire .....	3,111	St. Croix .....	2,627
Florence .....	703	Sauk .....	3,225
Fond du Lac .....	3,739	Sawyer .....	1,267
Forest .....	1,376	Shawano .....	3,233
Grant .....	5,916	Sheboygan .....	7,940
Green .....	1,855	Taylor .....	2,370
Green Lake .....	1,479	Trempealeau .....	2,237
Iowa .....	2,506	Vernon .....	3,003
Iron .....	1,237	Vilas .....	948
Jackson .....	2,291	Walworth .....	4,439
Jefferson .....	7,285	Washburn .....	1,502
Juneau .....	2,835	Washington .....	3,227
Kenosha .....	4,593	Waukesha .....	6,016
Kewaunee .....	1,832	Waupaca .....	4,053
La Crosse .....	7,141	Waushara .....	1,565
Lafayette .....	2,376	Winnebago .....	7,397
Langlade .....	4,043	Wood .....	5,536
Lincoln .....	3,068		
Manitowoc .....	5,357	Total .....	293,857
Marathon .....	9,975		

VOTE FOR CIRCUIT JUDGES

SECOND JUDICIAL CIRCUIT

BRANCH NUMBER FIVE

Election, April 6, 1926

County	Total Vote	Gustav G. Gehrz	Scattering
Milwaukee.....	25,679	25,662	17
Total.....	25,679	25,662	17

THIRD JUDICIAL CIRCUIT

Election, April 6, 1926

County	Total Vote	Fred Beglinger	Scattering
Calumet.....	2,001	1,996	5
Winnebago.....	11,499	11,499	-----
Total.....	13,500	13,495	5

SEVENTH JUDICIAL CIRCUIT

Election, April 6, 1926

County	Total Vote	Byron B. Park	Byrde M. Vaughan	Scattering
Portage.....	7,486	6,359	1,127	-----
Waupaca.....	6,937	4,506	2,431	-----
Waushara.....	2,363	1,702	661	-----
Wood.....	8,931	5,008	3,922	1
Total.....	25,717	17,575	8,141	1

EIGHTH JUDICIAL CIRCUIT

Election, April 6, 1926

County	Total Vote	George Thompson	Scattering
Buffalo.....	2,031	2,012	19
Dunn.....	2,693	2,691	2
Pepin.....	1,138	1,136	2
Pierce.....	2,837	2,830	7
St. Croix.....	3,599	3,595	4
Total.....	12,298	12,264	34

NINTH JUDICIAL CIRCUIT

BRANCH NUMBER ONE

Election, April 6, 1926

County	Total Vote	E. C. Frank Meier	Herman W. Sachtjen	A. G. Zimmerman
Dane.....	23,431	1,751	8,539	13,141
Sauk.....	5,075	1,090	1,351	2,634
Total.....	28,506	2,841	9,890	15,775

PRIMARY ELECTION, SEPTEMBER 7, 1926  
VOTE FOR GOVERNOR

Counties, Towns, Cities, Villages and Election Precincts	Cady Dem.	Buck- nam Pro.	Emer- son Pro.	Mc Eath- ron Pro.	Ekern Rep.	Perry Rep.	Smith Rep.	Zimmer- man Rep.	Kent Soc.
<b>ADAMS CO.</b>									
Adams	5				19	5	5	16	
Big Flats					14			12	1
Colburn					21	1		7	
Dell Prairie	1				12	6		29	
Easton					6	13		32	
Jackson	2				16	9		29	1
Leola	1				9	0		8	
Lincoln					20	1	2	16	
Monroe					19	3	2	19	
New Chester	1				19	2	1	29	
New Haven	4			1	12	8		28	
Preston					17	3	2	28	
Quincy					12	3		20	
Richfield					18	4	3	9	
Rome	1			1	8	3	2	32	
Springville	1				11	7		21	
Strongs Prairie	1		1	2	108	12	4	42	
Friendship, vil.	2				51	10		84	
City of Adams, 1st wd.					99	16	3	41	
City of Adams, 2nd wd.	1				168	10	2	58	2
Totals	20		1	4	659	116	26	560	4
<b>ASHLAND CO.</b>									
Agenda	1				18	7	33	12	1
Ashland	1				44	7	18	34	
Butternut	3				19	8	36	26	3
Gingles			3		47	4	28	30	
Gordon	1				46	15	39	33	
Jacobs	2				26	18	173	58	
La Pointe	2				5	6	4	32	
Marengo					28	7	18	19	1
Morse	1				59	11	29	35	
Peeksville	1				8	3	29	16	1
Sanborn	3				153	8	29	23	
Shanagolden					3	7	29	6	
White River	2				27	5	20	56	
Ashland City:									
1st ward	2				121	14	56	50	
2nd ward	2	1	2	2	148	34	87	86	
3rd ward					110	71	80	120	
4th ward					96	18	52	66	
5th ward	9	1			127	23	63	84	
6th ward	7				124	28	107	98	
7th ward	1				176	19	93	70	
8th ward	3				187	13	58	24	3
9th ward	1				156	11	66	35	
10th ward					177	18	49	39	3
Mellen city:									
1st ward	5				56	30	25	69	1
2nd ward	2				43	25	21	34	1
3rd ward	2				24	19	15	23	
Butternut, vil.	5				46	15	71	26	
Totals	56	2	5	2	2,074	444	1,328	1,204	14
<b>BARRON CO.</b>									
Almena	1				75	8	4	70	
Arland					69	8	2	66	
Barron	1		1		61	18	3	99	5
Bear Lake	2				33	2	1	21	1
Cedar Lake	1	1	1	1	12	8	2	40	
Chetek	1		2	3	113	11	4	88	1
Clinton	1				113	11	4	67	
Crystal Lake					23	6	3	93	
Cumberland	2				74	7	2	97	
Dallas	2		2		81	6	2	92	
Dovre	1				125	5	4	40	
Doyle		1			39	5	1	37	
Lakeland	4				37	4	4	27	
Maple Grove	2		2	2	105	24		216	

VOTE FOR GOVERNOR—Continued

Counties, Towns, Cities, Villages and Election Precincts	Cady Dem.	Buck- nam Pro.	Emer- son Pro.	Mc Eath- ron Pro.	Ekern Rep.	Perry Rep.	Smith Rep.	Zimmer- man Rep.	Kent Soc.
<b>BARRON CO.—Con.</b>									
Maple Plain				1	15	5	2	17	
Oak Grove	3	1		1	60	7	4	35	
Prairie Farm	1				48	3	2	74	
Rice Lake					71	6	4	51	2
Stanford					65	3	4	42	1
Stanley			1		53	4		55	4
Sumner	2			1	39	1		43	
Turtle Lake					26	2	1	15	
Vance Creek	2				39	4	1	51	
Cameron, vil.	3	1		3	61	23		74	
Dallas, vil.					46	2	1	61	
Haugen, vil.	2				15	3	4	23	
Prairie Farm, vil.	3				17	4		28	
Turtle Lake, vil.	1			3	19	8	2	61	
Barron, city	14	1		1	119	58	8	232	
Chetek, city	6	3			89	11	2	114	4
Cumberland, city	5	1			46	21	9	167	
Rice Lake, city:									
1st ward	5				75	10	5	60	
2nd ward	1			1	43	11	7	41	
3rd ward	2				68	26	1	88	
4th ward	1				56	2	1	58	1
5th ward	1			1	55	1		52	
6th ward	2		1		52	2		33	
7th ward	3				35	2		25	1
8th ward	1			1	28	1	2	32	
Totals	80	9	10	19	2,160	353	102	2,585	20
<b>BAYFIELD CO.</b>									
Barksdale			1		41	4	11	31	1
Barnes					16	1	8	18	
Bayfield				1	38	3		66	1
Bayview					56	6	13	31	
Bell	1				12	5	11	25	
Cable					7		4	32	
Clover	1				20	3	4	14	
Delta		1			9		1	9	1
Drummond	4		1		86	12	8	93	
Eileen		2			34	2	7	13	1
Hughes					23	4	4	18	
Iron River	3				17	9	13	81	
Kelly	3				30	2	1	35	
Keystone	3				14	3	3	19	
Lincoln	2				25	3	1	20	
Mason			1		57	5	6	33	
Namekagon	1				9		2	20	
Oriental	1				14	11	4	11	
Oulu					27	15	6	47	2
Pilsen					9	1	6	20	
Port Wing					59	4	6	61	1
Pratt	1			1	29	2	8	37	1
Russell					49	4	2	33	
Tripp	1		1		16	1	4	15	
Washburn					45	6	11	16	
Cable, vil.					3	6	2	44	
Mason, vil.					12		8	26	
Bayfield, city:									
1st ward					15	3	7	41	1
2nd ward					9	4	2	24	
3rd ward					16	2	4	36	
4th ward	1				14	4	2	35	
Washburn, city:									
1st ward	1				73	9	22	110	
2nd ward					56	1	10	30	
3rd ward	1	1			44	7	10	26	
4th ward					52	2	10	46	
5th ward					49	7	7	35	
6th ward		1	1		36	1	12	27	
Totals	24	5	5	2	1,181	152	240	1,278	9

## VOTE FOR GOVERNOR—Continued

Counties, Towns, Cities, Villages and Election Precincts	Cady Dem.	Buck- nam Pro.	Emerson Pro.	Mc Eath- ron Pro.	Ekern Rep.	Perry Rep.	Smith Rep.	Zimmer- man Rep.	Kent Soc.
<b>BROWN CO.</b>									
Allouez	58				85	22	6	93	2
Ashwaubenon	13				32	3	3	29	
Bellevue	26			1	7	5		9	
De Pere	16				12	12	7	38	
Eaton	25	1			16	1	3	16	
Glenmore	33				28	4	10	55	
Green Bay	9				15	2	2	34	
Hobart	6				7	4	1	19	
Holland	30				69	2	5	13	
Howard	36				15	7	4	28	
Humboldt	20				20	4	4	29	
Lawrence	10	1			43	13	10	94	
Morrison	18				78	6	6	74	2
New Denmark	6				97	2	6	65	
Pittsfield	7				26	9	3	27	
Preble	40				126	22	28	142	2
Rockland	26				18			25	
Scott	13				35	6	7	50	
Suamico	17	1	1	1	13	6	5	59	
Wrightstown	22				36	8	6	43	
De Pere, city:									
1st ward	45				34	40	9	148	
2nd ward	72				34	3	10	76	
3rd ward	56				84	23	16	91	
4th ward	25	1			37	14	8	47	12
Green Bay, city:									
1st ward	73				76	90	8	218	1
2nd ward, 1st prec.	30				113	72	18	205	
2nd ward, 2nd prec.	28				77	23	9	57	1
3rd ward	104				98	84	23	169	
4th ward	66		1		112	58	23	155	1
5th ward	41				162	22	10	133	
6th ward	45		2		82	33	15	118	
7th ward	20				95	33	11	96	
8th ward	28	1	1		128	32	26	134	1
9th ward	20				86	28	15	71	4
10th ward	16				108	18	18	90	
11th ward	9	1	1		153	10	11	85	
12th ward	22				109	19	9	67	1
13th ward	21		1		178	33	7	127	2
14th ward	34		1		153	30	13	109	
15th ward	53				87	60	13	159	
16th ward	56				126	33	19	154	
17th ward	20				105	17	13	93	
18th ward	17				154	5	10	67	
19th ward	19				174	18	12	111	3
20th ward	18	1			152	7	9	88	3
Denmark, vil.	9				46	6	7	64	
Pulaski, vil.	25				46	24	25	27	
Wrightstown, vil.	16				46	4	4	34	
Totals	1,470	7	8	2	3,611	977	487	3,935	35
<b>BUFFALO CO.</b>									
Alma		1			92	2	1	35	
Belvidere					14	3		43	
Buffalo	2				14	1	4	29	
Canton	3		1		21	14	2	39	
Cross	3				43	1	2	33	
Dover	1				42	12		25	
Gilmanton	2		1		29	45	7	64	
Glencoe					34	5	3	15	
Lincoln	1				51	1	3	26	
Maxville	2				26	9	3	29	
Milton					12			12	
Modena					93	1	4	48	
Mondovi	1				30	24	3	52	
Montana					16	1	2	21	
Naples	1				54	11	1	37	
Nelson			1		90	15	4	75	
Waumandee					16	1	4	35	
Alma, city:									
1st ward	4				39	3	2	54	

VOTE FOR GOVERNOR—Continued

Counties, Towns, Cities, Villages and Election Precincts	Cady Dem.	Buck- nam Pro.	Emer- son Pro.	Mc Eath- ron Pro.	Ekern Rep.	Perry Rep.	Smith Rep.	Zimmer- man Rep.	Kent Soc.
<b>BUFFALO CO.—con.</b>									
2nd ward.....	2				31	3	2	31	
3rd ward.....					40	2	3	20	
Buffalo, city.....	1				11	1		13	
Fountain, city:									
1st ward.....	3				40			31	
2nd ward.....	1				38	3	3	37	1
Mondovi, city:									
1st ward.....					31	11	5	99	
2nd ward.....					58	9	4	115	
Cochrane, vil.....					35	1	4	32	
Totals.....	27	1	3		1,000	179	66	1,050	1
<b>BURNETT CO.</b>									
Anderson.....	1				61	6	4	12	1
Blaine.....					13	2		10	
Daniels.....					58	10	8	24	
Dewey.....			1		20	6	10	26	
Grantsburg.....	1				58	5	8	35	
Jackson.....					13		2	11	
La Follette.....	1				19	6	5	22	
Lincoln.....					13	5	3	17	
Meenon.....	1				23	8	9	43	
Oakland.....	2				29	6	2	28	
Roosevelt.....	1				14		2	10	
Rusk.....					9	1	1	12	1
Sand Lake.....	2				17	2	1	16	
Scott.....					12	1	1	10	
Siren.....			1		53	11	7	46	
Swiss.....					23	4	9	50	
Trade Lake.....	1		2		125	15	8	47	
Union.....					9	2	1	14	
Weblake.....					6	2		13	
West Marshland.....					18	3	1	7	
Wood River.....	1				82	21	12	67	
Grantsburg, vil.....			1		67	19	15	105	
Webster, vil.....	2				9	7	9	76	3
Totals.....	13		5		761	142	118	701	5
<b>CALUMET CO.</b>									
Brillion.....	3				35		6	77	
Brothertown.....	11			1	45	4	3	18	
Charlestown.....	25				33	2	10	19	2
Chilton.....	21				9	4	2	9	
Harrison.....	21				51		22	39	
New Holstein, town.....	1		1		54	1		12	4
Rantoul.....	6				26	1	6	38	
Stockbridge.....	22				8		1	20	
Woodville.....	13				38	2	4	23	
Chilton, city.....	87				82	13	29	36	
Kiel, vil.....									
2nd prec.....	4				3	2	2	13	
Brillion, vil.....	11				66	2	8	68	
Hilbert, vil.....	3				31	5	17	19	
New Holstein, city.....	7				142	10	9	59	1
Stockbridge, vil.....	6		1		5	1	5	25	
Totals.....	241		2	1	628	47	124	475	7
<b>CHIPPEWA CO.</b>									
Anson.....	1				48	16	4	192	
Arthur.....		1			41	14	5	103	
Auburn.....					57	4	5	57	
Birch Creek.....				2	13		2	27	1
Bloomer.....	1			1	52	2	6	85	
Cleveland.....					17	10	7	74	
Colburn.....					62	17	2	50	
Delmar.....	2				111	15	10	78	
Eagle Point.....					113	4	10	172	
Edson.....	1	1			182	21	4	103	
Estella.....					15	1	2	80	

## VOTE FOR GOVERNOR—Continued

Counties, Towns, Cities, Villages and Election Precincts	Cady Dem.	Buck- nam Pro.	Emer- son Pro.	Mc Eath- ron Pro.	Ekern Rep.	Perry Rep.	Smith Rep.	Zimmer- man Rep.	Kent Soc.
<b>CHIPPEWA CO.—con.</b>									
Goetz					55	4	2	109	
Halley					35	13	6	99	
Holcombe					17	2		91	
Howard					71	2	5	40	3
La Fayette					116	5	4	134	
Ruby	2				8	8	1	44	
Sampson	2				53	9	2	54	2
Sigel	1				29	7	5	55	
Tilden					102	3	5	84	
Wheaton	1		1		77	14	8	66	
Woodmohr					81	5	7	81	
Bloomer, city:									
1st ward					42	3	12	26	
2nd ward					37	6	7	67	
3rd ward					27	5	15	90	
4th ward					27		12	26	
Chippewa Falls, city:									
1st ward	1				143	8	5	137	
2nd ward					183	4	19	122	
3rd ward				1	121	7	10	155	
4th ward					95	14	8	138	
5th ward					196	15	20	252	
6th ward					100	6	6	150	
7th ward					106	4	8	79	
8th ward					120	11	15	135	
9th ward					106	2	6	94	
10th ward	1				91	3		101	
Stanley, city:									
1st ward	1	2			64	18	3	84	
2nd ward	3	1			34	6	4	54	
3rd ward					55	9	3	45	
4th ward			1		78	7	6	67	
Boyd, vil.					80	11	1	39	
Cadott, vil.	3				56	15	8	84	
Cornell, vil.	3				39	12	7	204	
New Auburn, vil.					19	8	1	67	1
Totals	23	5	2	4	3,189	350	278	4,093	8
<b>CLARK CO.</b>									
Beaver					51	1	5	51	
Butler		1		2	8	2	3	7	1
Colby	1				40	6	8	32	1
Dewhurst					5	3	4	9	
Eaton	1				24	16	7	106	1
Foster					2	1	4	8	
Fremont	1	1	1	1	95	9	6	120	
Grant	1				94	15	10	86	
Green Grove	1	1	1		35	5	9	55	6
Hendren					22	1	12	47	
Hewett					14	1	3	26	
Hixon	1				42	9	11	101	
Hoard	1				43	5	14	94	
Levis					24	5	5	33	
Longwood	2				37	10	9	74	1
Loyal	2				35	10	10	117	
Lynn					72	4	7	58	1
Mayville		1			47	6	2	31	1
Mead	1				22	2	1	25	
Mentor					41	13	9	78	
Pine Valley	3	1			59	5	9	77	
Reseberg	1				24	5	10	67	
Sherman	2	1	1		18	14	11	37	
Seif					24	4	1	23	
Sherwood	1	1			1	6	4	15	
Thorp	4	2	3		64	16	10	44	
Unity	1				37	12	6	66	
Warner		1			37	3	9	114	1
Washburn					18	4	5	32	
Weston					72	11	9	45	2
Withee	1				43	11	12	32	
Worden					67	12	8	59	
York	2				76	14	12	126	



VOTE FOR GOVERNOR—Continued

Counties, Towns, Cities, Villages and Election Precincts	Cady Dem.	Buck- nam Pro.	Emer- son Pro.	Mc Eath- ron Pro.	Ekern Rep.	Perry Rep.	Smith Rep.	Zimmer- man Rep.	Kent Sec.
CLARK CO.—con.									
Colby, city, 2nd ward					13		3	29	
Colby, city, 3rd ward					16			33	
Greenwood, city	2	1			30	13	14	151	
Neillsville, city:									
1st ward	3				57	5	10	27	
2nd ward					49		6	147	
3rd ward	1				64	11	4	120	
4th ward					28	4	5	92	
Abbottsford, vil.	1	1			37	9	1	52	
Curtis, vil.					21	1	3	22	
Dorchester, vil.				1	18	3	7	26	
Granton, vil.	1				32	4	3	66	1
Loyal, vil.	4	1			39	7	6	120	
Owen, city:									
1st ward		1			1			31	
2nd ward	4				6	5	5	48	
3rd ward					5		5	51	
4th ward					15	3	3	49	1
Thorp, vil.					25	11	10	59	
Unity, vil.	1				9	2	2	22	
Withee, vil.	1				26	10	5	56	
Totals	45	14	6	4	1,784	329	337	3,096	17
COLUMBIA CO.									
Arlington		1		1	65	16	2	90	1
Caledonia	1			1	76	10	6	115	
Columbus	7	1			52	3	5	34	
Courtland	3				46	9	4	88	1
Dekorra	1		2		39	21	5	124	
Fort Winnebago					65	26	3	56	
Fountain Prairie	5				48	12	5	59	
Hampden	1				69	5	2	36	1
Leeds	1				84	6	3	54	
Lewiston		1			40	20	4	59	
Lodi					66	7	2	46	
Lowville	1				71	16	6	75	
Marcellon	3				53	30	4	72	
Newport	3				30	5	1	17	
Otsego					111	17	3	62	
Pacific					20	6	2	39	
Randolph				1	22	22	5	83	1
Scott					41	5	5	52	
Springvale	2				52	21	1	47	
West Point					61	6	4	56	
Wycocena	1				40	19	4	63	
Cambria, vil.	2			1	47	21	6	231	
Doylestown	12				46	5	2	14	1
Fall River	1				12	7	1	67	
Kilbourn, city:									
1st ward	3				32	5	1	64	1
2nd ward	3				22	7	1	60	
3rd ward	4		1		15	7	1	28	1
Lodi, vil.					122	23	9	193	2
Pardeeville, vil.	7				66	10	1	177	1
Poynette, vil.			1		54	10	1	151	
Randolph, vil.					5	4	1	115	
Rio, vil.	2				144	19	1	97	
Wycocena, vil.	4				36	8	3	69	
Columbus, city:									
1st ward	32				65	31	16	231	
2nd ward	27				60	20	11	81	
3rd ward		1			46	11	6	115	2
Portage, city:									
1st ward	2				61	6	9	59	
2nd ward	5				169	21	10	193	
3rd ward	12				114	23	5	198	
4th ward	7				201	22	8	259	
5th ward	7				244	11	8	181	
Totals	160	4	4	4	2,692	553	184	3,910	13

## VOTE FOR GOVERNOR—Continued

Counties, Towns, Cities, Villages and Election Precincts	Cady Dem.	Buck- nam Pro.	Em- er- son Pro.	Mc Eath- ron Pro.	Ekern Rep.	Perry Rep.	Smith Rep.	Zimmer- man Rep.	Kent Soc.
<b>CRAWFORD CO.</b>									
Bridgeport.....	4		1		32	30	1	18	
Clayton.....	34	1		1	106	10	10	86	
Eastman.....	16				32	15	8	52	
Freeman.....	7	1			90	10	4	65	
Haney.....	6				33	16	7	75	
Marietta.....	5	1	2		111	26	6	64	
Prairie du Chien.....	6				23	9	1	18	
Scott.....	2				116	41	14	79	
Seneca.....	17				54	13	13	72	
Utica.....	4	1			221	19	9	81	
Wauzeka.....	3				76	9	9	29	
Bell Center, vil.....	5				11	2	4	30	
De Soto, vil.....	1			1	6	1	1	10	
Eastman, vil.....	4				41		3	29	
Ferryville, vil.....					22	3	3	28	
Gays Mills, vil.....	8		1	1	45	5	1	90	
Lynxville, vil.....	2				29	5	1	18	1
Soldiers Grove, vil.....	3		1		59	5	6	54	
Steuben, vil.....					44	11		28	
Wauzeka, vil.....	2				54	11	9	50	1
Prairie du Chien, city:									
1st ward.....	5		1		40	7	9	18	
2nd ward.....	23	1	1		130	32	10	129	
3rd ward.....	15				172	26	20	110	1
4th ward.....	7				31		4	24	
Totals.....	179	5	7	3	1,578	279	153	1,257	3
<b>DANE CO.</b>									
Albion.....					170	8	3	94	
Berry.....					103	3	6	57	1
Black Earth.....		2			30	2	5	46	
Blooming Grove.....	4	1			175	14	17	109	
Blue Mounds.....	2				122		4	61	
Bristol.....	1				49	4	5	33	
Brooklyn.....		1	3						
Burke.....	1				162	11	3	119	
Christiana.....	2			1	169	4	5	48	
Cottage Grove.....	5			1	50	9	1	39	2
Cross Plains.....	2				151	3	15	56	
Dane.....	1			1	56	6	8	37	
Deerfield.....	2				82	2	2	46	3
Dunkirk.....	3				153	5	1	48	
Dunn.....			1		82	8	4	32	
Fitchburg.....	8				103	3	13	56	1
Madison.....	3	2			189	18	9	288	
Mazomanie.....	1	2			30	3	3	46	
Medina.....	5		1		62	1	1	30	
Middleton.....	3				74	9	9	150	
Montrose.....	1				60	10	5	54	
Oregon.....			1		43	2	6	47	
Perry.....					134	4	1	32	
Pleasant Springs.....	3				101	6	2	6	
Primrose.....					114	1	2	24	
Roxbury.....					114		3	14	
Rutland.....	1				118	7	6	52	
Springdale.....	3				138	5	9	92	2
Springfield.....	3				222	5	13	40	1
Sun Prairie.....	1				47	4	6	45	1
Vermont.....					98	1	2	30	
Verona.....	2			1	62		8	95	
Vienna.....					47	3	4	35	1
Westport.....	4		1	1	129	10	14	71	1
Windsor.....					101	3	1	79	
York.....	1				48	3	3	32	
Belleville, vil.....	5			1	31	8	9	64	
Black Earth, vil.....	1				77	3	3	83	
Blue Mounds, vil.....					25	1	5	19	
Brooklyn, vil.....					6	1		17	
Cambridge, vil.....	1				85	6	1	56	
Cottage Grove, vil.....	5			1	20	2	2	30	
Cross Plains, vil.....					49	3	4	23	
Dane, vil.....	2				32	3	9	29	

VOTE FOR GOVERNOR—Continued

Counties, Towns, Cities, Villages and Election Precincts	Cady Dem.	Buck- nam Pro.	Emer- son Pro.	Mc Eath- ron Pro.	Ekern Rep.	Perry Rep.	Smith Rep.	Zimmer- man Rep.	Kent Soc.
<b>DANE CO.—con.</b>									
Deerfield, vil.-----	2				55	4	4	59	
De Forest, vil.-----					75		4	51	
Marshall, vil.-----	5			1	53	4		51	1
Mazomanie, vil.-----	9			1	63	1	3	117	
McFarland, vil.-----					63	2	2	44	
Middleton, vil.-----	2				115	11	17	178	1
Mt. Horeb, vil.-----	8			1	301	15	23	162	
Oregon, vil.-----	6				77	11	8	109	
Rockdale, vil.-----					14	1		27	
Sun Prairie, vil.-----	10				99	8	8	110	2
Verona, vil.-----	2				36	3	9	56	
Waunakee, vil.-----	3				117	6	20	74	
Madison, city:									
1st ward-----	10				266	17	166	81	
2nd ward, 1st prec.-----	7				263	15	10	319	
2nd ward, 2nd prec.-----	3				227	8	12	117	
3rd ward, 1st prec.-----	3	1	1		210	14	16	181	
3rd ward, 2nd prec.-----	5		1		410	22	14	294	
4th ward-----	4				595	33	20	304	
5th ward, 1st prec.-----	8	1	1		312	23	14	253	2
5th ward, 2nd prec.-----	7				253	9	8	225	1
6th ward, 1st prec.-----	4	2			377	10	10	198	2
6th ward, 2nd prec.-----	6	1	2		441	7	23	200	4
6th ward, 3rd prec.-----	3				347	34	22	271	3
7th ward, 1st prec.-----	14	1			688	36	50	442	
7th ward, 2nd prec.-----	3	3			203	9	18	181	2
8th ward-----	12				577	26	23	261	2
9th ward, 1st prec.-----	4	1		1	206	4	27	104	3
9th ward, 2nd prec.-----	6				343	14	21	290	
9th ward, 3rd prec.-----	6	3	1		196	9	5	198	1
10th ward, 1st prec.-----	12				511	53	29	592	
10th ward, 2nd prec.-----	7		1		455	57	10	667	
Stoughton, city:									
1st ward-----	1		1		143	10	1	77	
2nd ward-----	1				206	5	4	61	
3rd ward-----		1		1	176	3	3	111	
4th ward-----	6		1		210	12	4	176	
Totals-----	255	22	17	12	12,596	700	838	9,112	37
<b>DODGE CO.</b>									
Ashippun-----	3				107	9	4	58	1
Beaver Dam-----	17				54	12	14	95	1
Burnett-----	11				75	4	13	136	
Calamus-----	10		1		14	4	5	72	
Chester-----	5				40	7	5	56	
Clyman-----	20		1		54	4	7	60	
Elba-----	31				47	7	8	66	1
Emmet-----	28				105	5	2	61	
Fox Lake-----	3				14	1	10	62	1
Herman-----	5		1		137	5	10	64	
Hubbard-----	2				89	4	5	113	2
Hustisford-----	19			1	60	5	9	61	1
Lebanon-----					254	1	20	43	
Leroy-----	7				43	11	20	99	
Lomira-----	9	1			50	9	4	140	
Lowell-----	9			1	94	9	17	87	1
Oak Grove-----	15				72	11	7	167	
Portland-----	8				74	9	6	53	
Rubicon-----	19				48	10	11	42	1
Shields-----	14				52	7	2	32	
Theresa-----	8	1	1		90	6	9	68	2
Trenton-----	6				54	6	10	94	
Westford-----	5				20	1	11	59	
Williamstown-----	3		1		52	8	11	81	2
Beaver Dam, city:									
1st ward-----	11			1	29	2	13	56	
2nd ward-----	38				91	5	21	127	
3rd ward-----	15			1	63	18	12	158	1
4th ward-----	65				69	19	16	147	4
5th ward-----	39				27	7	8	29	1
6th ward-----	31			2	47	7	9	103	
7th ward-----	26				68	13	19	144	2

## VOTE FOR GOVERNOR—Continued

Counties, Towns, Cities, Villages and Election Precincts	Cady Dem.	Buck- nam Pro.	Emer- son Pro.	Mc Eath- ron Pro.	Ekern Rep.	Perry Rep.	Smith Rep.	Zimmer- man Rep.	Kent Soc.
<b>DODGE CO.—con.</b>									
8th ward.....	27	-----	-----	1	80	12	9	209	1
Horicon, city:									
1st ward.....	18	-----	-----	-----	43	10	5	149	5
2nd ward.....	8	-----	-----	-----	21	3	1	114	3
3rd ward.....	9	-----	-----	-----	34	14	3	175	8
Juneau, city:									
1st ward.....	29	-----	-----	-----	39	5	1	60	-----
2nd ward.....	17	-----	-----	-----	42	3	3	48	1
3rd ward.....	19	-----	-----	-----	20	3	7	59	-----
Mayville, city:									
1st ward.....	9	-----	-----	-----	133	2	5	99	1
2nd ward.....	8	-----	-----	-----	56	2	10	52	-----
3rd ward.....	20	-----	-----	-----	115	6	12	129	10
Watertown, city:									
5th ward.....	8	-----	1	-----	58	6	9	60	1
6th ward.....	13	-----	-----	-----	78	4	8	49	-----
13th ward.....	5	-----	-----	-----	98	1	7	43	-----
14th ward.....	18	-----	-----	-----	45	11	5	38	-----
Waupun, city:									
1st ward.....	7	-----	-----	-----	44	35	6	116	-----
2nd ward.....	2	-----	-----	-----	43	47	6	99	-----
3rd ward.....	1	-----	-----	-----	28	20	6	66	-----
4th ward.....	1	1	-----	-----	16	14	5	66	-----
Clyman, vil.....	15	-----	-----	-----	13	1	1	34	-----
Fox Lake, vil.....	29	-----	-----	-----	89	14	15	166	-----
Hustisford, vil.....	22	-----	-----	-----	54	12	5	57	1
Iron Ridge, vil.....		-----	-----	-----	35	3	3	37	-----
Lomira, vil.....	2	-----	-----	-----	28	5	10	83	-----
Lowell, vil.....	3	-----	-----	-----	21	32	2	20	-----
Neosho, vil.....	8	-----	-----	-----	7	2	3	29	-----
Randolph, vil.....	11	-----	-----	-----	19	6	3	145	-----
Reeseville, vil.....	4	-----	-----	-----	81	1	3	39	-----
Theresa, vil.....	6	-----	-----	-----	39	7	6	52	1
Totals.....	801	3	6	7	3,481	462	477	4,916	53
<b>DOOR CO.</b>									
Baileys Harbor.....	3	-----	-----	-----	39	2	3	55	1
Brussels.....	2	1	-----	-----	118	10	8	70	-----
Clay Banks.....		1	-----	-----	30	16	4	27	-----
Egg Harbor.....	4	-----	-----	1	54	6	15	78	-----
Forestville.....	1	-----	-----	-----	82	11	3	66	-----
Gardner.....	1	-----	-----	-----	29	7	3	51	-----
Gibraltar.....	2	-----	-----	-----	42	12	4	34	-----
Jacksonport.....	1	-----	-----	-----	34	11	4	63	2
Liberty Grove.....		1	2	1	7	22	3	103	-----
Nasewaupsee.....	2	-----	-----	-----	73	9	4	67	-----
Sevastopol.....	3	-----	-----	-----	92	32	5	88	1
Sturgeon Bay.....		-----	-----	-----	37	10	4	57	-----
Union.....		-----	-----	-----	33	5	2	37	-----
Washington.....		1	-----	-----	17	5	-----	13	-----
Ephriam, vil.....		-----	-----	-----	16	10	-----	17	-----
Sister Bay.....		2	-----	-----	23	4	2	23	-----
Sturgeon Bay, city:									
1st ward.....	1	1	-----	-----	87	40	6	143	-----
2nd ward.....	1	2	1	-----	37	34	4	112	-----
3rd ward.....		-----	-----	-----	57	38	5	101	-----
4th ward.....	2	-----	2	-----	85	18	7	79	-----
Totals.....	23	9	5	2	992	302	86	1,284	4
<b>DOUGLAS CO.</b>									
Amnicon.....		-----	-----	-----	45	2	7	30	-----
Bennett.....	1	1	-----	-----	42	3	1	33	1
Brule.....	1	-----	-----	1	82	2	4	53	1
Cloverland.....		-----	1	-----	23	1	2	36	-----
Dairyland.....	1	-----	-----	-----	7	5	1	19	-----
Gordon.....		-----	-----	-----	31	3	9	53	-----
Hawthorne.....	1	-----	1	-----	55	3	7	43	-----
Highland.....		-----	-----	-----	8	-----	-----	7	-----
Lakeside.....		-----	-----	-----	32	4	4	28	-----
Maple.....		-----	-----	-----	26	1	4	18	1
Oakland.....		-----	-----	-----	56	4	5	45	-----

VOTE FOR GOVERNOR—Continued

Counties, Towns, Cities, Villages and Election Precincts	Cady Dem.	Buck- nam Pro.	Emer- son Pro.	Mc Eath- ron Pro.	Ekern Rep.	Perry Rep.	Smith Rep.	Zimmer- man Rep.	Kent Sec.
<b>DOUGLAS CO.—con.</b>									
Parkland					62	2	12	45	
Solon Springs	2				25	5	5	30	
Summit					55	2	12	43	
Superior, town:									
1st ward	1				63	9	8	72	
2nd ward	1				18	2	3	23	
Wascott	1				35		3	21	
Superior, city:									
1st ward					280	71	52	292	1
2nd ward	9		1	1	288	42	48	456	
3rd ward, east prec.			1		118	16	14	96	
3rd ward, west prec.					78	6	63	85	2
4th ward, 1st prec.	5			1	55	10	107	51	
4th ward, 2nd prec.	2			1	131	17	126	95	2
5th ward, N. prec.	6	2	1	2	314	33	22	308	1
5th ward, S. prec.	3				322	32	52	449	
6th ward, E. prec.	4				159	20	60	136	
6th ward, W. prec.	3				162	25	61	117	
7th ward, 1st prec.	7	2	2	1	273	40	74	405	
7th ward, 2nd prec.	4		2	2	305	47	83	658	1
8th ward	5	1	1	1	124	15	22	281	
9th ward, E. prec.	1	1	1		176	12	21	131	
9th ward, W. prec.	3	1			167	23	22	218	2
10th ward, E. prec.					79	6	2	52	
10th ward, W. prec.	2	2			127	4	27	80	
Lake Nebagamon, vil.	2	1	1		37	2	4	30	
Oliver, vil.					18		1	11	
Poplar, vil.		1	1		42	3	5	54	
Solon Springs, vil.					23	4	11	24	
Totals	65	12	13	10	3,898	476	964	4,628	12
<b>DUNN CO.</b>									
Colfax			1		77	6		11	
Dunn					110	26	8	119	
Eau Galle			1		109	30	7	72	
Elk Mound	1				58	5	5	48	
Grant					73	8	8	16	
Hay River					52	5	3	69	
Lucas					41	12	7	115	
Menomonie	1				126	17	9	185	1
New Haven					35	17	9	84	
Otter Creek					44	3	5	14	2
Peru					23	3	2	21	
Red Cedar	1				81	12	11	136	
Rock Creek		1			69	7	7	36	
Sand Creek	1			1	63	9	4	31	
Sheridan	1				45	1	3	47	
Sherman					31	3	4	148	
Spring Brook					82	11	5	94	
Stanton	1				41	18	6	130	
Tainter					58	8	2	41	2
Tiffany	2			1	32	6	4	68	
Weston	2	1			65	9	10	90	
Wilson					70	5	5	30	2
Boyceville, vil.	2	1			22	4	10	90	
Colfax, vil.	1	1	1		101	23	5	56	
Downing, vil.		1			11	7	3	64	
Elk Mound, vil.					23	7	1	65	
Knapp, vil.	3				23	7	9	85	
Ridgeland, vil.					14	1	4	20	1
Wheeler, vil.					30	1	2	32	
Menomonie, city:									
1st ward					168	11	11	85	
2nd ward	2				101	51	6	105	
3rd ward	2		1		168	97	21	210	
4th ward					190	30	17	183	
Totals	20	5	4	2	2,236	460	213	2,603	8
<b>EAU CLAIRE CO.</b>									
Bridge Creek	1		1		46	7	2	81	
Brunswick					37	15	4	68	

## VOTE FOR GOVERNOR—Continued

Counties, Towns, Cities, Villages and Election Precincts	Cady Dem.	Buck- nam Pro.	Emerson Pro.	Mc Eath- ron Pro.	Ekern Rep.	Perry Rep.	Smith Rep.	Zimmer- man Rep.	Kent Soc.
<b>EAU CLAIRE CO.—con.</b>									
Clear Creek.....	1			1	80	5	3	40	1
Drammen.....					60	4	1	18	
Fairchild.....	1				9	9	2	32	
Lincoln.....					135	4		33	1
Ludington.....					87	7	4	49	
Otter Creek.....	1				37	12		42	
Pleasant Valley.....					84	23	1	59	
Seymour.....		1			46	6	5	40	1
Union.....	3				68	15	4	102	
Washington.....	1				88	19	5	92	
Wilson.....	1				30	9		85	
Altoona, city:									
1st ward.....					78	3	3	52	1
2nd ward.....			1		140	4		42	
Augusta, city.....	1		1		71	38	1	249	1
Eau Claire, city:									
1st ward.....	3		1		157	15	9	124	
2nd ward.....	2		2		204	38	19	185	1
3rd ward.....	5	1	1		214	171	31	495	
4th ward.....	2	1			74	11	9	69	
5th ward.....	4		1		144	72	12	277	
6th ward.....					247	67	22	300	1
7th ward.....	1		1		210	41	15	174	1
8th ward.....					226	21	26	140	
9th ward.....	1		1		283	35	18	286	1
10th ward.....	8		2		405	38	13	294	1
Fairchild, vil.....	4				35	11		61	
Fall Creek, vil.....			1		150			40	
Totals.....	40	3	14	1	3,445	700	209	3,529	10
<b>FLORENCE CO.</b>									
Aurora.....	1			2	15	8	10	131	
Commonwealth.....	1				43	5	6	35	
Fern.....					10		4	20	
Fence.....					14	2		47	
Florence.....	1	1		1	77	83	17	244	1
Homestead.....					24	1		83	1
Long Lake.....					12	1	1	18	
Tipler.....	1				35	12	1	42	1
Totals.....	4	1		3	230	112	39	620	3
<b>FOND DU LAC CO.</b>									
Alto.....	5				9	17	2	120	
Ashford.....	5				60	9	15	108	
Auburn.....	2				30	5	7	62	
Byron.....	45				27	14		131	1
Calumet.....	7	1			99	12	2	36	
Eden.....	35				35	9	16	63	
Eldorado.....	12	1			40	7	16	141	
Empire.....	15				30	13	8	51	
Fond du Lac.....	29				56	18	10	152	
Forest.....	5				29	4	5	55	
Friendship.....	14				63	6	6	76	
Lamartine.....	10				45	25	6	130	1
Marshfield.....	3				76	5	12	94	
Metomen.....	1				32	4	4	70	
Oakfield.....	3				17	11	1	81	
Osceola.....	9				50	8	10	66	
Ripon.....	2				50	15	1	112	
Rosendale.....					31	14	3	81	
Springvale.....	3			1	46	21	6	87	
Taycheedah.....	32				78	14	12	143	
Waupun.....	2				15	13	2	66	
Brandon, vil.....	8				37	16	2	129	
Campbellsport.....	7				78	7	9	120	
Eden, vil.....	13				35	4	8	17	
Fairwater, vil.....	1				3	14	1	42	
N. Fond du Lac, vil.....	6	1			370	10	9	110	
Oakfield, vil.....	4				17	13	4	119	
Rosendale, vil.....					11	4	1	83	
St. Cloud, vil.....					10	1	5	37	

VOTE FOR GOVERNOR—Continued

Counties, Towns, Cities, Villages and Election Precincts	Cady Dem.	Buck- nam Pro.	Emer- son Pro.	Mc Eath- ron Pro.	Ekern Rep.	Perry Rep.	Smith Rep.	Zimmer- man Rep.	Kent Soc.
<b>FOND DU LAC CO.—con</b>									
Fond du Lac, city:									
1st ward					104	5	24	47	
2nd ward	9	1		1	90	9	10	127	
3rd ward	6		1		91	21	14	133	1
4th ward	9				99	18	24	180	
5th ward	1	1	1		76	12	15	101	
6th ward	13			1	171	12	30	253	1
7th ward	13				111	21	13	175	1
8th ward	15				99	20	15	184	
9th ward	13		1	1	100	15	21	179	
10th ward	26		3		77	30	15	204	
11th ward	10				52	66	11	220	
12th ward	10				91	31	23	186	
13th ward	9	2		1	68	7	20	65	
14th ward	9		1	1	49	5	9	55	1
15th ward	8			2	109	10	9	82	
16th ward	13	1		2	170	15	30	143	
Ripon, city:									
1st ward	3		1		48	26	6	101	
2nd ward	4				67	163	2	192	
3rd ward	10	1	1		74	60	12	141	1
4th ward	5		2		65	68	80	200	1
Waupun, city:									
5th ward	5	1			28	2	3	46	1
6th ward	3				52	29	5	130	1
Totals	472	10	11	10	3,370	958	574	5,726	10
<b>FOREST CO.</b>									
Alvin	15		2		5	3		27	
Argonne		4			95	8	4	73	1
Armstrong Creek					16	2	6	48	
Blackwell					119	2	1	10	3
Caswell	1				51			15	
Crandon	2				15	8	3	44	
Freedom					21		2	18	
Hiles	2		1		24	3	11	35	
Laona	10	2	2		119	16	7	242	1
Lincoln	2				18	13	4	50	1
Nashville	1				55	3	4	69	
Newald									
Popple River	1				23		1	13	
Ross	1				16	5	1	52	
Wabeno, city:									
1st ward	3		1		215	17	8	105	
2nd ward					15	3	3	21	
Crandon, city:									
1st ward	3				72	2	2	81	
2nd ward					14		2	34	
3rd ward	2				92	6	6	66	
4th ward					27	5	5	41	
5th ward					30	7		61	
Totals	43	6	6		1,042	103	65	1,105	6
<b>GRANT CO.</b>									
Beetown	5				32	12	2	61	3
Bloomington	2				45	6	1	55	
Boscobel					21	4	1	14	
Cassville					48	3		8	
Castle Rock	25				23	7	1	19	
Clifton					56	10	3	81	
Ellenboro		2			18	1	1	100	
Fennimore	2				85	30	2	71	
Glen Haven	6				37	10	3	51	
Harrison	1			1	30	6	1	34	
Hazel Green	1				32	2	3	33	
Hickory Grove	5				91	13	2	34	
Jamestown	4				61	5	5	14	
Liberty	3				59	5	1	69	
Lima	7	1			25	7	4	88	
Little Grant					13		2	38	
Marion	2				44	8		25	

## VOTE FOR GOVERNOR—Continued

Counties, Towns, Cities, Villages and Election Precincts	Cady Dem.	Buck- nam Pro.	Emerson Pro.	Mc Eath- ron Pro.	Ekern Rep.	Perry Rep.	Smith Rep.	Zimmer- man Rep.	Kent Soc.
<b>GRANT CO.—con.</b>									
Millville	1				6	6		43	
Mt. Hope	7				7	3	6	51	
Mt. Ida					36	22	4	57	
Muscoda	7				3	4	2	33	
North Lancaster	4				16	7		67	
Paris	1				127	4	4	14	
Patch Grove	1				23	4	1	49	
Platteville	1				49	3		68	
Potosi	5		1		142	17	3	52	1
Smelser	1				53	3	1	71	
South Lancaster	3			1	30	4	3	105	
Waterloo	3				22	14		39	
Watterstown	2				27	12	1	35	
Wingville	4				60	12		34	
Woodman	2				28	6	2	20	
Wyalusing	5		2		23	6	2	54	
Bagley, vil.					11	8	2	47	
Bloomington, vil.	9		1		43	3	2	121	
Blue River, vil.	7				37	2	2	53	
Cassville, vil.	1				63	4	1	55	
Cuba City, vil.									
Hazel Green, vil.	6				26	7	1	50	
Livingston, vil.	1				35	7	1	118	
Montfort, vil.	6		1		77	1	1	73	
Mt. Hope, vil.					8	5	1	69	
Muscoda, vil.	25				59	5	6	71	
Patch Grove, vil.					17	2	5	32	
Potosi, vil.	3				63	12	1	34	
Woodman, vil.	1	1			14			13	
Boscobel, city:									
1st ward					75	6	4	73	
2nd ward	1				100	14		69	
3rd ward	2		1		58	11	5	55	
4th ward					88	16	4	31	
Cuba City:									
1st ward	1				11	5	1	43	
2nd ward	11				19	2	2	21	
3rd ward	7				21	10	1	21	
4th ward	2				17			41	
Fennimore, city:									
1st ward	1				44	5	1	43	
2nd ward					49	7	3	68	
3rd ward					46	4	2	22	
4th ward	8				62	4	2	57	
Lancaster, city:									
1st ward	1				62	5	2	71	
2nd ward	6				38	19	3	121	
3rd ward	4				62	9	1	142	
4th ward	10				57	7	3	132	
Platteville, city:									
1st ward	2	1			43	1	1	52	
2nd ward	2	1			48	5	2	104	
3rd ward	3				27	4	2	115	
4th ward	5	2			27	2	3	70	
5th ward	4	1	1		37	8	1	63	
6th ward	11	1	1		48	9	2	105	
7th ward	12		1		44	13	2	108	1
8th ward	4				31	2	1	38	
Totals	271	11	9	2	2,939	480	129	3,988	5
<b>GREEN CO.</b>									
Adams	2				52	1	7	25	
Albany	1	1			12	11	2	52	
Brooklyn					17	3	2	42	
Cadiz	1				49	12	2	46	
Clarno					44	9	4	105	
Decatur		1			11	6	3	54	
Exeter	4	1			44	8	5	37	
Jefferson	1	1			54	3	4	163	1
Jordan					18	9	5	45	
Monroe	2				33	10	4	67	
Mt. Pleasant	2				41	1	2	44	



VOTE FOR GOVERNOR—Continued

Counties, Towns, Cities, Villages and Election Precincts	Cady Dem.	Buck- nam Pro.	Emerson Pro.	Mc Eath- ron Pro.	Ekern Rep.	Perry Rep.	Smith Rep.	Zimmer- man Rep.	Kent Sec.
<b>GREEN CO.—con.</b>									
New Glarus.....					102		2	23	
Spring Grove.....					20	4	3	54	
Sylvester.....	1				24	4	3	58	
Washington.....	1				37	2	1	37	
York.....	1				114	3		21	
Albany, vil.....	3	1	2		24	4	1	155	
Brooklyn, vil.....	2				17	8	2	34	
Browntown, vil.....					2	13	1	30	
Monticello, vil.....	1				75	4	5	72	
New Glarus, vil.....	2				191	1	9	59	
Brodhead, city:									
1st ward.....	4	1			30	23	2	111	
2nd ward.....	4	2			36	22	2	99	
Monroe, city:									
1st ward.....	1				156	73	15	241	1
2nd ward.....	2				130	23	7	171	
3rd ward.....	3				118	38	8	118	3
4th ward.....	1				92	60	12	187	
Totals.....	40	8	2		1,543	355	113	2,150	5
<b>GREEN LAKE CO.</b>									
Berlin.....	10				21	3	2	71	1
Brooklyn.....	3				60	30	8	115	
Green Lake.....	1				54	14	3	107	
Kingston.....	6				19	15	2	76	1
Mackford.....	1				24	7	5	58	
Manchester.....					48	9	3	82	
Marquette.....					66	5		45	
Princeton.....	2				87	5	7	63	
Seneca.....	10	1			20	3	6	37	
St. Marie.....	5				45	5	5	24	
Berlin, city:									
1st ward.....	25				40	32	9	103	1
2nd ward.....	22	1			69	47	10	155	1
3rd ward.....	8				86	20	6	138	
4th ward.....	3				61	6	4	37	
5th ward.....	5				49	13	9	53	
Princeton, city:									
1st ward.....	3			1	125	8	8	55	
2nd ward.....	4				71	5	6	63	
3rd ward.....	1		1		49	9	3	13	1
Green Lake, vil.....	2				23	37	2	137	
Markesan, vil.....	18				57	19	5	180	
Kingston.....	12		1		9	9	1	59	
Totals.....	141	2	2	1	1,083	301	104	1,671	5
<b>IRON CO.</b>									
Anderson.....	1				35	1	1	16	
Carey.....					19	3	3	17	2
Gurney.....					29	4	15	29	
Kimball.....	1				33	3	17	42	
Knight.....					74	5	23	61	1
Mercer.....	2				27	9	34	84	
Montreal.....									
1st ward.....					17	4	17	36	
2nd ward.....					7	4	14	20	
3rd ward.....					17	9	23	38	
4th ward.....					8	1	16	18	
Oma.....		2			42	10	7	57	1
Pence.....					35	3	51	22	
Saxon.....					56	10	76	64	1
Sherman.....					6	1	4	18	
Hurley, city:									
1st ward.....	3		1		54	15	62	68	
2nd ward.....	1				60	5	33	48	
3rd ward.....	1		1		61	8	64	39	
4th ward.....	1	1	1		67	16	29	84	
5th ward.....					8	4	16	26	
6th ward.....	2				21	7	22	29	1
Hamilton.....									
Totals.....	12	3	3		675	122	533	806	6

## VOTE FOR GOVERNOR—Continued

Counties, Towns, Cities, Villages and Election Precincts	Cady Dem.	Buck- nam Pro.	Emer- son Pro.	Mc Eath- ron Pro.	Ekern Rep.	Perry Rep.	Smith Rep.	Zimmer- man Rep.	Kent Soc.
<b>IOWA CO.</b>									
Arena.....	1				48	7	5	106	2
Brigham.....					153	4	1	45	
Clyde.....					52	7	3	16	
Dodgeville.....			1		142	16	1	163	1
Eden.....	1		2		21	11	1	44	
Highland.....	6				73	8	6	34	
Linden.....	3		2		85	16	3	100	
Miffin.....	2				26	6	3	98	
Mineral Point.....	1				83	11	4	142	
Moscow.....	2		1		203	2	4	31	
Pulaski.....	6		1		61	13	3	44	
Ridgeway.....		1			63	5	3	79	
Waldwick.....	3		2		41	5	2	41	
Wyoming.....	1				57	1	3	62	
Arena, vil.....					17	4	1	43	
Barneveld, vil.....			1		64	1		35	
Cobb, vil.....					16	8		26	
Highland, vil.....	9	1			78	10	5	6	
Hollandale, vil.....	2				75	1	1		1
Linden, vil.....	3				39	4	3	69	
Livingston, vil.....								4	
Rewey, vil.....					12	1	2	41	
Ridgeway, vil.....	1				69	2	5	49	
Dodgeville, city:									
1st ward.....	3	1			53	8	1	110	
2nd ward.....	6		1		99	32	2	204	
3rd ward.....		1	3		84	14	6	89	
Mineral Point, city:									
1st ward.....	7				101	14	4	119	
2nd ward.....	5				78	6	4	155	
3rd ward.....				1	49	5		38	
4th ward.....	1				40	4	1	56	
Totals.....	65	4	15	1	1,982	226	78	2,098	4
<b>JACKSON CO.</b>									
Albion.....	3	1			193	35	8	95	1
Alma.....	1				64	17	1	64	
Alma Center.....	1				34	9	1	63	1
Bear Bluff.....						3	2	17	
Brockway.....	2	1			22	13	1	25	2
City Point.....	1				31	4	2	23	
Cleveland.....	1				63	10		13	
Curran.....					110	4		16	
Franklin.....					102	10	3	20	
Garden Valley.....					49	10		39	
Garfield.....	1				60	4	2	33	
Hixton.....	1	2		1	44	9	1	35	
Irving.....					74	17	2	78	
Knapp.....					16	2	1	9	
Komensky.....					11	7	1	12	
Manchester.....		1		1	24	17	3	24	
Melrose.....	2				11	2		30	
Millston.....					12	3		16	1
North Bend.....					34	4	3	76	
Northfield.....		1			258	12		12	
Springfield.....	1				161	9	1	24	
Taylor.....					75	9	2	23	
Black River Falls, city:									
1st ward.....	7				63	36	1	112	
2nd ward.....	1				79	23		68	
3rd ward.....	1				50	9	2	49	
4th ward.....	1				46	18	2	52	
Hixton, vil.....	1				38	9	3	17	1
Melrose, vil.....					19	3	2	116	
Merillan, vil.....	2				32	12	4	45	1
Totals.....	27	6		2	1,775	320	48	1,206	7
<b>JEFFERSON CO.</b>									
Aztalan.....	5				81	8	8	83	
Cold Spring.....	2				16	2	2	35	
Concord.....	8				52	1	8	40	

VOTE FOR GOVERNOR—Continued

Counties, Towns, Cities, Villages and Election Precincts	Cady Dem.	Buck- nam Pro.	Emer- son Pro.	Mc Eath- ron Pro.	Ekern Rep.	Perry Rep.	Smith Rep.	Zimmer- man Rep.	Kent Soc.
<b>JEFFERSON CO.—con.</b>									
Farmington	3		3		68	8	36	106	
Hebron	1		1		25	2	8	95	
Ixonla	6				90	11	8	96	
Jefferson					61	10	52		
1st prec.	9		1		16	4	12	92	
2nd prec.	4				19	4	3	66	1
Koshkonong	5				103	9	4	105	
Lake Mills	1				65	1	8	90	
Milford	3				60	10	4	115	
Oakland	6				22	4	3	116	
Palmyra	2				51	6	7	85	
Sullivan	4				33	2		89	1
Sumner	1				55	1	3	71	
Waterloo	4				114	5	2	68	
Watertown	6							76	
Ft. Atkinson, city:									
1st ward	12				17	5	9	138	
2nd ward	4		1		11	17	4	163	
3rd ward	2				21	5	2	86	
4th ward	3				26	8	5	135	
5th ward	2				23	2	6	110	
6th ward	2				24	3	2	86	
7th ward	3				28	1	1	81	
8th ward	2				27	2		97	
Jefferson, city:									
1st ward	15				41	11	17	123	
2nd ward	29				29	5	22	90	
3rd ward	27		1		41	4	37	131	
4th ward	7				34	11	24	68	
Lake Mills, city:									
1st ward					32	7		103	1
2nd ward	2				39	3	1	129	1
3rd ward	3		1		52	3	4	109	
Watertown, city:									
1st ward	12				75	15	17	86	
2nd ward	7				132	5	9	71	
3rd ward	32				46	23	18	36	
4th ward	44				71	7	7	48	1
5th ward									
6th ward									
7th ward	13	1			104	4	9	56	1
8th ward	7				53	26	16	74	
9th ward	7				72	19	8	85	
10th ward	9				113	9	12	96	
11th ward	12	1			159	9	9	107	
12th ward	6		1		36	19	11	51	
Johnson Creek, vil.	16				34	5	15	75	
Palmyra, vil.	5				16	9	3	117	
Sullivan, vil.	5				42	4	8	30	
Waterloo, vil.	22	1			63	1	9	189	
Totals	380	4	9		2,392	330	457	4,198	6
<b>JUNEAU CO.</b>									
Armenia					29	1	2	20	
Clearfield					37	8	8	29	
Cutler					9	9	6	32	
Finley	1				8	1	3	11	
Fountain					55	7	13	42	
Germantown					38	8	3	11	2
Kildare					79	6	26	51	
Kingston					10	1	6	12	
Lemonweir	2				152	21	27	69	
Lindina	2				129	29	13	135	
Lisbon			1		53	9	4	30	
Lyndon	1				27	12	13	58	
Marion	2				5	6	7	44	1
Necedah	3				32	3	2	23	1
Orange	2				40	12	7	34	
Plymouth	2				107	16	14	107	2
Seven Mile Creek					72	15	18	59	
Summit					43	10	16	53	
Wonewoc					27	12	12	53	

## VOTE FOR GOVERNOR—Continued

Counties, Towns, Cities, Villages and Election Precincts	Cady Dem.	Buck- nam Pro.	Emer- son Pro.	Mc Eath- ron Pro.	Ekern Rep.	Perry Rep.	Smith Rep.	Zimmer- man Rep.	Kent Soc.
<b>JUNEAU CO.—con.</b>									
Camp Douglas, vil. ....	3				64	6	4	48	
Hustler, vil. ....	1								
Lyndon Station, vil. ....	3								
Union Center .....	4								
Wonewooc, vil. ....	8						15		
Hustler, vil. ....					32	2	3	21	
Lyndon Station, vil. ....		1			27	10	15	51	
Union Center, vil. ....					16	8	8	16	
Wonewooc, vil. ....					53	5		86	
Necedah, vil. ....	4				94	28	7	60	
Elroy, city:									
1st ward .....	3			1	123	5	6	143	
2nd ward .....	2			1	139	8	11	122	
Mauston, city:									
1st ward .....	8				118	12	15	114	
2nd ward .....	1		1		137	22	21	263	
New Lisbon, city:									
1st ward .....					105	9	5	72	1
2nd ward .....					74	8	5	66	
Totals .....	52	1	2	2	1,934	309	315	1,935	7
<b>KENOSHA CO.</b>									
Brighton .....	20				32	7	6	41	
Bristol .....	11		1		30	4	5	194	
Paris .....	12				24	3	2	80	
Pleasant Prairie .....	23				104	18	8	262	1
Randall .....	7			1	26	5		45	
Salem .....	22				41	4	13	160	
Somers .....	28				73	21	8	256	
Wheatland .....	5				25	1	4	14	
Kenosha, city:									
1st ward, 1st prec. ....	66	3		1	157	12	18	162	4
1st ward, 2nd prec. ....	21			2	45	3	9	105	2
2nd ward, 1st prec. ....	70	1	1	1	118	2	9	84	2
2nd ward, 2nd prec. ....	64				88	4	9	83	
3rd ward, 1st prec. ....	49		1		117	14	9	214	1
3rd ward, 2nd prec. ....	31				90	22	10	420	
4th ward, 1st prec. ....	27		1		91	20	10	391	1
4th ward, 2nd prec. ....	13				67	7	10	186	4
5th ward, 1st prec. ....	44	2		3	145	6	15	227	4
5th ward, 2nd prec. ....	5		1	1	14	1	5	32	
6th ward, 1st prec. ....	36				93	4	2	114	
6th ward, 2nd prec. ....	21	2		2	92	5	7	127	
7th ward, 1st prec. ....	39		3		110	14	11	139	2
7th ward, 2nd prec. ....	19			2	131	7	12	189	8
8th ward, 1st prec. ....	29				112	12	18	286	3
8th ward, 2nd prec. ....	32		1		93	16	12	300	6
9th ward, 1st prec. ....	21				70	14	9	285	
9th ward, 2nd prec. ....	23				62	5	6	224	3
10th ward, 1st prec. ....	28				136	15	8	290	2
10th ward, 2nd prec. ....	9				79	9	11	270	
11th ward, 1st prec. ....	21				76	5	11	212	3
11th ward, 2nd prec. ....	7	1			71	6	13	205	2
12th ward, 1st prec. ....	7		1	1	48	9	7	97	1
12th ward, 2nd prec. ....	8		1	3	55	3	9	149	6
Totals .....	818	9	11	17	2,515	278	286	5,843	55
<b>KEWAUNEE CO.</b>									
Ahnapee .....	1				84		7	34	
Carlton .....	2				60	5	10	60	
Casco .....	5				35	7	4	15	
Franklin .....	3				36	24	10	28	
Lincoln .....	23				17	7	6	24	
Luxembourg .....	4	1			20	4	6	51	
Montpelier .....	2				98	15	18	67	1
Pierce .....	3				53	5	30	23	
Red River .....	2				20	4	4	53	
West Kewaunee .....	7				54	11	6	49	
Algoma, city .....	8	1	1	1	116	24	47	129	1

VOTE FOR GOVERNOR—Continued

Counties, Towns, Cities, Villages and Election Precincts	Cady Dem.	Buck- nam Pro.	Emerson Pro.	Mc Eath- ron Pro.	Ekern Rep.	Perry Rep.	Smith Rep.	Zimmer- man Rep.	Kent Soc.
<b>KEWAUNEE CO.—con.</b>									
Kewaunee, city.....	21		1		169	19	19	125	
Casco, vil.....	7				10		5	14	
Luxembourg, vil.....					40	1	5	50	
Totals.....	88	2	2	1	812	126	150	722	2
<b>LA CROSSE CO.</b>									
Bangor.....					30	3	2	35	
Barre.....	2				57	3	2	42	
Burns.....	3				34	5	1	71	
Campbell.....	11				49	2	15	39	
Farmington.....	8	2	1		73	4	25	66	
Greenfield.....	6	1			33	1	8	11	
Hamilton.....	2				87	6	4	79	
Holland.....	4	1			101	4	26	108	
Onalaska.....	1	3	1		66		7	32	1
Shelby.....	5				42	3	7	42	
Washington.....	6				97		10	31	
Onalaska, city:									
1st ward.....	1				17	1	6	32	1
2nd ward.....	2			1	49	1	21	38	1
3rd ward.....	2				30	1	16	22	
La Crosse, city:									
1st ward.....	12	1	1	1	188	5	39	146	
2nd ward.....	14			1	133	5	22	74	2
3rd ward.....	19		1		177	5	51	95	2
4th ward.....	19	1		1	184	9	49	236	
5th ward.....	12			1	128	2	22	72	
6th ward.....	24				196	4	32	275	
7th ward.....	14		2		204	11	21	221	
8th ward.....	18				285	5	49	138	
9th ward.....	6				203	5	17	122	
10th ward.....	6			2	313	9	32	168	1
11th ward.....	49			1	169	1	22	106	1
12th ward.....	5				73	0	8	29	
13th ward.....	16		1		108	2	41	107	
14th ward.....	32				242	32	37	384	1
15th ward.....	13				200	2	21	58	2
16th ward.....	19			1	151	10	26	379	
17th ward.....	9	1	1	1	263	4	26	128	1
18th ward.....	16				215		56	98	1
19th ward.....	20				149	5	18	81	1
20th ward.....	4		1		232	5	26	67	1
21st ward.....	9				157	6	44	80	
Bangor, vil.....	2				44	7	6	129	
Rockland, vil.....					8	1		34	
West Salem, vil.....	9	1			89	18	12	121	
Totals.....	400	11	9	10	4,876	206	828	4,046	16
<b>LA FAYETTE CO.</b>									
Argyle.....	10				106	5	4	45	
Belmont.....	1				37	1	6	65	
Benton.....	2				67	3	6	65	
Blanchard.....	4				68	2	2	21	
Darlington.....	23				61	20	13	211	
Elk Grove.....	3				69	3	7	91	
Payette.....	11		1		77	6	11	89	
Gratiot.....	20		1		65	9	13	102	
Kendall.....	2				120	11	7	45	
Lamont.....	3				53	3	2	97	
Monticello.....	5				3	3	3	26	
New Diggings.....	15				91	12	23	103	
Seymour.....	11	1			41	9	20	100	
Shullsburg.....	15				15	9	13	45	
Wayne.....	4				28		3	44	
White Oak Springs.....	5				5	5	9	34	
Willow Springs.....	11				103	1	24	125	
Wiota.....	25	1	1		148	6	15	144	
Darlington, city:									
1st ward.....	12				114	15	13	238	
2nd ward.....	27				170	18	12	228	

VOTE FOR GOVERNOR—Continued

Counties, Towns, Cities, Villages and Election Precincts	Cady Dem.	Buck- nam Pro.	Emerson Pro.	Mc Eath- ron Pro.	Ekern Rep.	Perry Rep.	Smith Rep.	Zimmer- man Rep.	Kent Soc.
<b>LA FAYETTE CO.—con.</b>									
Shullsburg, city:									
1st ward	15				26	8	8	58	
2nd ward	16				30	13	15	65	
Argyle, vil.	7	2	1		111	6	11	102	
Belmont, vil.	4				42	2	3	87	1
Benton, vil.	14		1		124	7	15	86	
Blanchardville, vil.	3	1	1		107	6	3	65	
Gratiot, vil.	4	1			40		5	36	
South Wayne, vil.	3				13	6	4	72	
Totals	275	6	6		1,934	189	270	2,489	1
<b>LANGLADE CO.</b>									
Ackley	5				39	6	15	20	
Ainsworth	5				16	2	8	22	
Antigo	11	1		2	77	12	25	79	2
Elcho	3			2	27	6	15	68	
Evergreen	15				7	6	5	15	
Langlade	9				17	12	15	56	
Neva	9	4		2	42	7	20	62	1
Norwood	9				35	6	22	40	
Parish	2				8	12	3	21	
Peck	10	3		1	35	9	7	13	1
Polar	8				66	4	8	29	
Price	21	3	1		16	4	7	26	
Rolling	3			1	50	5	23	48	
Summit					36		1	10	
Upham	2	2			15	2	5	9	
Vilas	3				13	8	2	11	
Antigo, city:									
1st ward	19	3	2		83	45	31	114	
2nd ward	17	6		1	119	44	25	181	1
3rd ward	18				130	7	25	62	
4th ward	25	1	1		143	10	34	108	2
5th ward	23	2	1		67	19	21	102	
6th ward	38	9	1	3	125	40	77	152	
Wolf River, 1st prec.	4				11	11	5	19	
Wolf River, 2nd prec.	10				12	6	4	13	
White Lake, vil.	8	1		1	25	42	6	48	
Totals	277	35	6	13	1,214	330	411	1,332	7
<b>LINCOLN CO.</b>									
Birch	1		1		57	17	6	16	
Bradley	2				92	10	7	39	3
Corning					96	15	12	63	
Harding					10	6		2	
Harrison	1				74	6	3	14	
King	1				16	13	1	15	
Merrill	4	1			80	14	21	43	1
Pine River	1		2		131	18	17	56	
Rock Falls	3		3	1	21	13		12	1
Russell	2		1		54	17	3	33	
Schley	3			2	66	12	13	23	1
Scott	1				117	14	20	54	
Skawanaw	1		1		22	7	1	15	
Somo	1	1			33	16		18	
Tomahawk	1		1		18	8		5	1
Wilson	2				10	2	1	4	
Merrill, city:									
1st ward	4	1			112	45	48	65	
2nd ward	19				55	46	26	62	
3rd ward	2				104	81	47	91	
4th ward	4		1		128	30	30	37	1
5th ward	1				58	56	19	59	1
6th ward	6				130	38	18	71	
7th ward	5				190	70	63	118	
8th ward	2				92	16	11	40	
Tomahawk, city:									
1st ward	4				17	7	2	32	
2nd ward	2				48	8	3	54	

VOTE FOR GOVERNOR—Continued

Counties, Towns, Cities, Villages and Election Precincts	Cady Dem.	Buck- nam Pro.	Emers- on Pro.	Mc Eath- ron Pro.	Ekern Rep.	Perry Rep.	Smith Rep.	Zimmer- man Rep.	Kent Soc.
LINCOLN CO.—con.									
3rd ward	6	2			81	29	4	77	
4th ward	1				101	16	4	108	
Totals	80	5	10	3	2,013	630	380	1,226	9
MANITOWOC CO.									
Cato	19	1			96	24	64	121	
Centerville	3				108	5	5	52	
Cooperstown	9				27	8	34	57	1
Eaton	1	1			44	8	23	60	1
Franklin	9				28	24	49	77	
Gibson	1				49	10	9	89	
Kossuth	7				34	22	33	94	1
Liberty	8				81	18	14	78	
Manitowoc	2				28	4	5	22	
Manitowoc Rapids	6				73	9	17	120	
Maple Grove	9				72	10	9	51	
Meeme	7	1			70	7	16	80	
Mishicot	9	1			103	13	32	107	
Newton	26				123	10	17	64	
Rockland	4				52	7	6	79	
Schleswig					94	1	10	53	
Two Creeks	3				29	3	5	27	
Two Rivers	3				65	6	16	69	
Kiel, city:									
1st ward	3	1			42	14	1	59	4
2nd ward	4	1			44	22	4	40	3
3rd ward	6				15	4	5	16	
Manitowoc, city:									
1st ward	42		1	1	225	40	40	129	
2nd ward	34	2			117	56	25	219	
3rd ward, 1st prec.	25				173	21	25	165	2
3rd ward, 2nd prec.	26	2			225	33	38	209	2
4th ward	29	1			130	82	33	248	
5th ward	39				222	43	51	207	5
6th ward	38	1			175	65	27	246	4
7th ward	84	1	1		202	23	64	190	2
Two Rivers, city:									
1st ward	25				126	20	32	105	2
2nd ward	3				55	18	15	53	2
3rd ward	10	2			97	25	17	159	10
4th ward	12	1			162	63	40	162	1
5th ward	8	1		1	73	34	19	109	1
Reedsville, vil.	2				45	11	9	56	
Valders, vil.	1	1			36	31	12	21	
Totals	517	18	2	2	3,340	794	821	3,693	41
MARATHON CO.									
Bergen					27	7	6	24	
Berlin					53	5	8	62	
Bern					11	5	2	28	
Bevent	1				28	10	6	59	1
Brighton	1				29	8	32	64	
Cassel		1			62	10	3	43	
Cleveland				1	104	9	3	43	
Colby, city	1		1		7	1	2	13	
Day	1	1			65	9	13	63	
Easton					66	3	10	70	
Eau Pleine	1		1		33	8	6	57	
Elderon	1				25	6	5	32	
Emmet	4		2	1	45	13	14	85	
Flieth	4	1			37	5	16	52	
Frankfort					54	3	4	28	
Franzen					15	9	4	36	
Green Valley	3		1	1	20	3		17	
Guenther	2				8	8	2	12	
Halsey	1				35	2	6	26	
Hamburg	1				41	3	6	41	
Harrison			1	1	23	2	3	21	1
Hewitt			1		22	5	10	27	
Holton	4				28		2	27	1

## VOTE FOR GOVERNOR—Continued

Counties, Towns, Cities, Villages and Election Precincts	Cady Dem.	Buck- nam Pro.	Emerson Pro.	Mc Eath- ron Pro.	Ekern Rep.	Perry Rep.	Smith Rep.	Zimmer- man Rep.	Kent Sec.
<b>MARATHON CO.—con.</b>									
Hull.....	1				32	8	3	84	
Johnson.....					39	6	9	50	
Knowlton.....					31	10	5	46	1
Kronenwetter.....	3	1	2		69	8	11	111	3
Maine.....	3				95	11	15	57	
Marathon.....	1	1			50	6	15	52	
McMillan.....					54	4	18	82	1
Mosinee.....	1				55	5	5	44	1
Norrie.....		2	2		41	6	3	36	
Plover.....	2				8	6	9	56	2
Reid.....					7	21	23	35	
Rib Falls.....					41	6	17	73	
Reitbrock.....	1				33	6	20	50	
Ringle.....	4				19	8	11	50	4
Spencer.....	1				27	5	2	34	
Stettin.....	2				58	5	18	74	
Texas.....					66	3	6	60	2
Wausau.....		1			55	6	8	60	
Weston.....	2				71	10	9	44	
Wien.....	1				81	2	5	23	
Wausau, city:									
1st ward, 1st prec.....	4	1		1	279	45	25	323	2
1st ward, 2nd prec.....	5		1		94	21	14	207	2
2nd ward.....	2				171	14	20	190	
3rd ward.....	3	1	1	1	124	30	17	198	1
4th ward.....	8				73	43	10	229	
5th ward.....	12	2			248	82	35	556	6
6th ward.....		1			215	32	32	203	6
7th ward, 1st prec.....	1				316	11	22	202	4
7th ward, 2nd prec.....	3	1	2	2	199	15	27	144	1
8th ward.....	1		1	1	281	39	41	260	13
9th ward.....	3	1	2	2	188	18	19	186	7
Abbotsford, vil.....		1	1		6	3		9	
Athens, vil.....	1				31	12	4	87	
Brokaw, vil.....	2				20	6	12	27	
Edgar, vil.....	2				76	8	16	74	
Elderon, vil.....	1				20	3	3	38	
Fenwood, vil.....					18	1	1	9	
Hatley, vil.....					7	6	4	19	
Marathon, vil.....			1		54	7	19	96	
McMillan, vil.....									
Mosinee, vil.....	14				139	13	17	174	
Rothschild, vil.....	1				30	8	5	47	2
Schofield, vil.....	4				89	13	6	74	2
Spencer, vil.....					25	15	9	46	
Stratford, vil.....	1		2		83	8	18	102	
Unity.....					17	2	3	28	
Totals.....	105	16	21	11	4,572	726	752	5,547	63
<b>MARINETTE CO.</b>									
Amberg.....			1		19	11	5	110	
Athelstane.....	1				19	1	8	51	
Beaver.....	2			1	31	24	15	84	
Beecher.....			1		6	9	7	38	1
Dunbar.....	1				9	8	4	37	
Goodman.....					19	15	8	124	1
Grover.....	2				74	64	10	232	
Lake.....	2				29	12	3	72	
Middle Inlet.....	5				10	12	2	45	
Niagara.....	1	2	1		22	3	2	28	1
Pembine.....	4		1		72	8	2	89	
Peshigo.....					43	38	20	166	
Porterfield.....					50	28	13	120	
Pound.....	1				55	9	9	77	
Silver Cliff.....	3				8	1	3	4	
Stephenson.....	1				33	10	8	119	3
Wagner.....	1		1		12	13	15	32	
Wausaukee.....	2				20	10	8	35	
Marinette, city:									
1st ward, 1st prec.....	4				85	11	19	95	4
1st ward, 2nd prec.....	1				78	25	16	97	1



VOTE FOR GOVERNOR—Continued

Counties, Towns, Cities, Villages and Election Precincts	Cady Dem.	Buck- nam Pro.	Emer- son Pro.	Mc Eath- ron Pro.	Ekern Rep.	Perry Rep.	Smith Rep.	Zimmer- man Rep.	Kent Soc.
<b>MARINETTE CO.—con.</b>									
2nd ward, 1st prec. ....			1		87	12	10	104	1
2nd ward, 2nd prec. ....	11	1		2	120	31	33	258	
3rd ward, 1st prec. ....	4				117	42	19	284	
3rd ward, 2nd prec. ....	4			1	124	18	19	276	
4th ward, 1st prec. ....	4				122	50	35	220	
4th ward, 2nd prec. ....	2				110	21	15	241	
5th ward, 1st prec. ....	7				97	39	13	272	
5th ward, 2nd prec. ....	4				113	42	18	201	
<b>Peshigo, city:</b>									
1st ward .....			1		47	23	4	54	
2nd ward .....			1		42	34	5	71	
3rd ward .....					35	70	4	62	
<b>Coleman, vil.</b>					30	7	7	47	
Crivitz, vil. ....	1				31	6	6	38	
Niagara, vil. ....	8		4		64	55	29	108	2
Pound, vil. ....	2				9	5	19	32	
Wausaukee .....	4				40	35	13	56	
<b>Totals</b> .....	<b>82</b>	<b>3</b>	<b>12</b>	<b>4</b>	<b>1,882</b>	<b>802</b>	<b>426</b>	<b>3,989</b>	<b>14</b>
<b>MARQUETTE CO.</b>									
Buffalo .....	5				28	10	1	37	
Crystal Lake .....					22	1		9	
Douglas .....	11				12	4	1	63	
Harris .....	4				28	2	3	25	
Mecan .....	5				47	2	1	19	
Montello .....	9				27	2	3	10	
Moundville .....	3				25	26	4	103	
Neshkoro .....	11				6	4		4	
Newton .....	1				9	5		14	
Oxford .....					4	3	1	16	
Packwaukee .....	13				7	7	1	23	
Shields .....	4				26	1	1	23	
Springfield .....					14	4		22	
Westfield .....	2				6	8	4	38	
Montello, vil. ....	21				71	27	18	97	
Neshkoro, vil. ....					21	6	1	27	
Oxford, vil. ....	3				12	11	1	42	
Westfield, vil. ....	8				38	17	8	156	
<b>Totals</b> .....	<b>106</b>				<b>398</b>	<b>137</b>	<b>48</b>	<b>730</b>	
<b>MILWAUKEE CO.</b>									
<b>Cudahy, city:</b>									
1st ward .....	14				57	11	20	104	26
2nd ward .....	12	1	1		75	13	12	130	30
3rd ward .....	15				58	7	15	63	29
4th ward .....	10	2		1	17	4	14	41	10
<b>No. Milwaukee, city:</b>									
1st ward .....	8				116	46	4	59	23
2nd ward .....	13	1			89	37	5	57	17
3rd ward .....	4		1		26	11	10	23	35
<b>So. Milwaukee, city:</b>									
1st ward .....	14	1	1		118	30	15	208	7
2nd ward .....	21	1			77	23	20	196	25
3rd ward .....	5	1	1	1	82	9	18	126	14
4th ward .....	12	1			46	5	16	52	11
<b>Wauwatosa, city:</b>									
1st ward, 1st prec. ....	7				29	249	3	86	1
1st ward, 2nd prec. ....	10				61	251	2	95	15
1st ward, 3rd prec. ....	5	1	1		114	112	6	143	19
2nd ward .....	5				49	258	2	56	6
3rd ward, 1st prec. ....	2				29	156	4	50	7
3rd ward, 2nd prec. ....	2		1		42	116	1	89	6
4th ward, 1st prec. ....	2				31	119	1	45	5
4th ward, 2nd prec. ....	7				45	127	5	118	4
<b>West Allis, city:</b>									
1st ward, 1st prec. ....	13				80	22	17	69	41
1st ward, 2nd prec. ....	15				96	17	9	91	43
1st ward, 3rd prec. ....	6	1			69	8	7	51	37
1st ward, 4th prec. ....	12		1		85	37	9	45	45
2nd ward, 1st prec. ....	19	1	1	1	90	33	8	99	23

## VOTE FOR GOVERNOR—Continued

Counties, Towns, Cities, Villages and Election Precincts	Cady Dem.	Buck- nam Pro.	Emer- son Pro.	Mc Eath- ron Pro.	Ekern Rep.	Perry Rep.	Smith Rep.	Zimmer- man Rep.	Kent Soc.
MILWAUKEE CO.—con.									
2nd ward, 2nd prec.	17	1			55	26	9	104	22
3rd ward, 1st prec.	11				70	25	4	160	9
3rd ward, 2nd prec.	13	1		1	58	60	12	151	12
3rd ward, 3rd prec.	7		1		41	31	7	103	17
4th ward, 1st prec.	10	1			72	24	6	101	45
4th ward, 2nd prec.	7			1	89	29	6	105	30
4th ward, 3rd prec.	14		2		53	22	6	97	32
Franklin, 1st prec.	6				20	7	6	49	6
Fox Point.	1				9	18		23	1
Granville:									
1st prec.	6				63	11	2	33	2
2nd prec.	3	1	1		116	10	1	45	13
Greenfield:									
1st prec.	6				36	16	17	72	12
2nd prec.	5				36	14	2	60	14
3rd prec.	2				9	4	2	30	13
4th prec.	1				30	26	13	64	5
5th prec.	2			1	30	25	3	65	17
Lake:									
1st prec.	7				69	18		223	59
2nd prec.	29				175	29	17	70	14
3rd prec.	12				26		3	47	10
4th prec.	1				6	2	1	28	33
5th prec.	7				27	14		79	30
6th prec.	11				42	3	3	53	37
Milwaukee:									
1st prec.	1	1	1	1	32	19	12	66	25
2nd prec.	5	1			40	8	9	46	26
Oak Creek, 1st prec.	7				22	6		41	4
Oak Creek, 2nd prec.	23		1		23	5	10	45	1
Wauwatosa, city:									
1st prec.	2		2		16	53	1	34	16
2nd prec.	1				39	6	2	38	6
3rd prec.	6				28	10	7	50	24
4th prec.	5		1		27	9	5	44	27
5th prec.	11				33	71	13	81	15
Shorewood, vil.									
1st prec.	3				21	50	3	95	
2nd prec.	5				53	58	6	130	3
3rd prec.	11				36	59	7	141	1
4th prec.	3				39	39	2	161	3
5th prec.	7	2			67	71	6	159	2
W. Milwaukee, vil.					88	47	10	76	71
Whitefish Bay, vil.	7		7		69	83	18	233	15
Milwaukee, city:									
1st ward, 1st prec.	12	1			26	85	8	131	4
1st ward, 2nd prec.	18				84	21	23	52	9
1st ward, 3rd prec.	16		1		60	74	21	99	3
1st ward, 4th prec.	52				34	33	24	71	2
1st ward, 5th prec.	42				21	13	75	46	9
1st ward, 6th prec.	34				10	2	42	34	8
1st ward, 7th prec.	20				25	6	17	35	12
1st ward, 8th prec.	31	1			31	34	22	96	9
1st ward, 9th prec.	32				29	29	18	79	15
1st ward, 10th prec.	9				47	17	24	51	4
1st ward, 11th prec.	7				38	48	13	109	1
1st ward, 12th prec.	9				77	31	28	65	
1st ward, 13th prec.	4			1	22	3	7	17	12
2nd ward, 1st prec.	9				37	7	15	34	13
2nd ward, 2nd prec.	4				25	7	12	36	27
2nd ward, 3rd prec.	18				41	8	8	50	26
2nd ward, 4th prec.	14				69	19	8	46	26
2nd ward, 5th prec.	7				50	7	12	47	15
2nd ward, 6th prec.	12				54	7	14	32	28
2nd ward, 7th prec.	11				41	8	5	41	38
2nd ward, 8th prec.	14		1		68	12	27	66	16
2nd ward, 9th prec.	10		1		48	21	28	57	17
3rd ward, 1st prec.	11	1			38	98	9	9	14
3rd ward, 2nd prec.	5				55	53	8	8	3
3rd ward, 3rd prec.	13		1		51	28	7	5	2
3rd ward, 4th prec.	11				40	16	13	6	9
3rd ward, 5th prec.	19		1		30	53	8	9	13
3rd ward, 6th prec.	16				44	43	4	6	2

VOTE FOR GOVERNOR—Continued

Counties, Towns, Cities, Villages and Election Precincts	Cady Dem.	Buck- nam Pro.	Emerson Pro.	Mc Eath- ron Pro.	Ekern Rep.	Perry Rep.	Smith Rep.	Zimmer- man Rep.	Kent Soc.
MILWAUKEE CO.—con.									
3rd ward, 7th prec.	10				46	53	9	66	5
3rd ward, 8th prec.	5				30	29	14	49	6
3rd ward, 9th prec.	5				139	5	16	61	19
4th ward, 1st prec.	10				36	17	12	55	7
4th ward, 2nd prec.	8				37	10	20	55	6
4th ward, 3rd prec.	13			1	35	23	40	80	18
4th ward, 4th prec.	19			1	50	22	9	78	5
4th ward, 5th prec.	11				25	10	13	43	1
4th ward, 6th prec.	18				74	36	46	85	14
4th ward, 7th prec.	17				71	28	16	81	8
4th ward, 8th prec.	5				34	28	14	47	4
4th ward, 9th prec.	10	1		1	22	33	15	68	3
4th ward, 10th prec.	14				62	29	26	58	5
5th ward, 1st prec.	8			2	66	5	8	42	24
5th ward, 2nd prec.	17	1	1		52	8	12	55	27
5th ward, 3rd prec.	13				51	12	8	48	18
5th ward, 4th prec.	18				62	12	4	70	17
5th ward, 5th prec.	23				48	9	8	44	17
5th ward, 6th prec.	9	2			48	8	11	54	44
5th ward, 7th prec.	22				54	7	13	109	35
5th ward, 8th prec.	10				48	11	5	72	27
5th ward, 9th prec.	7				61	6	6	60	11
6th ward, 1st prec.	11				65	18	12	68	29
6th ward, 2nd prec.	6			1	58	11	5	41	31
6th ward, 3rd prec.	7				54	15	5	57	18
6th ward, 4th prec.	6		1		47	17	7	38	16
6th ward, 5th prec.	2				35	6	13	64	25
6th ward, 6th prec.	6		1		39	11	17	40	21
6th ward, 7th prec.	5				41	8	7	55	13
6th ward, 8th prec.	9				52	6	14	36	37
6th ward, 9th prec.	1	2			40	3	4	22	38
6th ward, 10th prec.	4				23	8	6	27	10
7th ward, 1st prec.	3				53	5	4	50	62
7th ward, 2nd prec.	2				46	7	3	43	34
7th ward, 3rd prec.	2				26	5	5	36	35
7th ward, 4th prec.	5				52	5	6	42	37
7th ward, 5th prec.	3				72	8	4	74	45
7th ward, 6th prec.	6				60	16	2	45	60
7th ward, 7th prec.	2				40	6	3	65	37
7th ward, 8th prec.	6				50	15	4	57	41
7th ward, 9th prec.	6				60	5	7	48	42
7th ward, 10th prec.	6		1		53	6	5	41	37
7th ward, 11th prec.	5				64	6	4	43	33
7th ward, 12th prec.	3				62	8	6	42	26
8th ward, 1st prec.	10				34	12	16	48	12
8th ward, 2nd prec.	15				39	12	12	53	13
8th ward, 3rd prec.	5				52	6	5	60	46
8th ward, 4th prec.	6				27	8	8	24	20
8th ward, 5th prec.	36		1		28	9	13	48	36
8th ward, 6th prec.	44				22	13	14	56	19
8th ward, 7th prec.	26		1		30	16	12	41	25
8th ward, 8th prec.	38				23	9	15	42	14
8th ward, 9th prec.	34		1		38	10	7	60	42
8th ward, 10th prec.	47	2			23	10	15	50	23
9th ward, 1st prec.	7				53	3	7	42	17
9th ward, 2nd prec.	7				22	2	13	48	50
9th ward, 3rd prec.	9				38		5	22	55
9th ward, 4th prec.	3				52	9	7	33	69
9th ward, 5th prec.	4			1	48	7	8	49	56
9th ward, 6th prec.	4				29	5	11	51	41
9th ward, 7th prec.	6				32	2	9	37	76
9th ward, 8th prec.	22				56	9	6	57	45
9th ward, 9th prec.	7				34	3	6	18	50
10th ward, 1st prec.	9				48	2	5	34	27
10th ward, 2nd prec.	6				48	4	2	40	40
10th ward, 3rd prec.	2				34	7	6	57	42
10th ward, 4th prec.	10	1			39	10	9	72	52
10th ward, 5th prec.	3				40	1	4	43	27
10th ward, 6th prec.	6			1	40	19	6	42	78
10th ward, 7th prec.	4				41	5	6	42	28
11th ward, 1st prec.	13				21	2	8	36	46
11th ward, 2nd prec.	3				35	3	3	23	57
11th ward, 3rd prec.	12				29	4	13	43	50

VOTE FOR GOVERNOR—Continued

Counties, Towns, Cities, Villages and Election Precincts	Cady Dem.	Buck- nam Pro.	Emerson Pro.	Mc Eath- ron Pro.	Ekern Rep.	Perry Rep.	Smith Rep.	Zimmer- man Rep.	Kent Soc.
MILWAUKEE CO.—con.									
11th ward, 4th prec.	18				26	7	9	54	44
11th ward, 5th prec.	26	1			17	1	4	35	37
11th ward, 6th prec.	12			1	45	12	5	58	38
11th ward, 7th prec.	12			1	36	7	10	49	40
11th ward, 8th prec.	17				90	8	12	69	22
11th ward, 9th prec.	11				34	2	6	18	17
11th ward, 10th prec.	4				249	10	10	42	16
11th ward, 11th prec.	11	1			40	16	3	84	42
11th ward, 12th prec.	11		2		62	6	6	79	51
12th ward, 1st prec.	14		1		49	5	3	41	29
12th ward, 2nd prec.	2				54	12	9	95	25
12th ward, 3rd prec.	6				23	2	5	33	44
12th ward, 4th prec.	19				37	6	8	31	36
12th ward, 5th prec.	35		2		21	2	7	39	37
12th ward, 6th prec.	23				26	5	10	56	16
12th ward, 7th prec.	35				24	3	13	42	15
12th ward, 8th prec.	31				37	6	8	46	18
12th ward, 9th prec.	15				52	11	7	39	26
13th ward, 1st prec.	19				35	7	14	70	10
13th ward, 2nd prec.	31				31	18	16	67	13
13th ward, 3rd prec.	33	1			30	8	30	72	19
13th ward, 4th prec.	12	1			41	6	16	74	20
13th ward, 5th prec.	4				41	16	7	48	34
13th ward, 6th prec.	11				62	16	3	53	39
13th ward, 7th prec.	8				69	18	9	70	30
13th ward, 8th prec.	5			2	74	25	10	88	19
13th ward, 9th prec.	7			1	68	21	10	94	30
13th ward, 10th prec.	5				53	15	7	57	28
13th ward, 11th prec.	7				72	19	12	69	5
13th ward, 12th prec.	7				54	16	2	36	34
14th ward, 1st prec.	54				25	6	11	50	28
14th ward, 2nd prec.	45	1			25	8	11	50	27
14th ward, 3rd prec.	34				16	10	15	41	27
14th ward, 4th prec.	53		2		18	9	8	50	28
14th ward, 5th prec.	35				26	7	10	66	19
14th ward, 6th prec.	27	1			20	11	16	63	39
14th ward, 7th prec.	19				35	7	11	49	20
14th ward, 8th prec.	48				22	5	10	61	30
14th ward, 9th prec.	23	1			13	5	6	38	27
15th ward, 1st prec.	20				66	18	14	88	33
15th ward, 2nd prec.	23				74	23	9	68	8
15th ward, 3rd prec.	24				65	21	8	111	27
15th ward, 4th prec.	11				74	25	9	77	10
15th ward, 5th prec.	11				86	25	9	72	23
15th ward, 6th prec.	22				50	39	6	78	19
15th ward, 7th prec.	4				70	5	7	75	5
15th ward, 8th prec.	20	1	1		39	25	8	79	19
15th ward, 9th prec.	4				37	40	5	109	7
15th ward, 10th prec.	5				59	53	14	113	16
15th ward, 11th prec.	9				72	37	12	80	23
15th ward, 12th prec.	7			1	33	9	5	38	19
16th ward, 1st prec.	10				54	42	10	81	8
16th ward, 2nd prec.	17				52	24	18	64	6
16th ward, 3rd prec.	19				69	20	37	58	20
16th ward, 4th prec.	6		1		46	41	21	54	3
16th ward, 5th prec.	16				92	89	15	121	8
16th ward, 6th prec.	23				153	26	22	76	20
16th ward, 7th prec.	10	1	1		101	32	13	76	14
16th ward, 8th prec.	15	1	1	1	125	18	20	63	11
16th ward, 9th prec.	16		1		72	57	17	106	1
16th ward, 10th prec.	6				65	10	19	45	52
16th ward, 11th prec.	11				40	28	16	87	11
17th ward, 1st prec.	6				22	9	22	108	38
17th ward, 2nd prec.	3				34	7	5	46	21
17th ward, 3rd prec.	10	2			69	17	13	114	33
17th ward, 4th prec.	5				36	16	8	88	34
17th ward, 5th prec.	4				38	4	6	30	32
17th ward, 6th prec.	31		1		26	4	27	63	50
17th ward, 7th prec.	4				49	6	10	48	57
17th ward, 8th prec.	3				71	13	11	97	28
17th ward, 9th prec.	6				41	12	10	136	19
17th ward, 10th prec.	5				56	19	14	159	22
17th ward, 11th prec.	8		1		60	32	15	150	12

VOTE FOR GOVERNOR—Continued

Counties, Towns, Cities, Villages and Election Precincts	Cady Dem.	Buck- nam Pro.	Emer- son Pro.	Mc Eath- ron Pro.	Ekern Rep.	Perry Rep.	Smith Rep.	Zimmer- man Rep.	Kent Soc.
MILWAUKEE CO.—con.									
17th ward, 12th prec.	12				64	11	11	109	14
17th ward, 13th prec.	10				67	19	8	123	21
17th ward, 14th prec.	3				30	10	3	71	39
17th ward, 15th prec.	3				65	14	13	133	75
17th ward, 16th prec.	3				24	4	9	49	39
18th ward, 1st prec.	6	1			32	58	5	135	7
18th ward, 2nd prec.	11	1			42	25	8	49	7
18th ward, 3rd prec.	29				47	19	12	72	15
18th ward, 4th prec.	24			1	50	59	10	129	3
18th ward, 5th prec.	13				18	83	3	120	3
18th ward, 6th prec.	6				16	85	9	102	
18th ward, 7th prec.	10				34	144	7	150	2
18th ward, 8th prec.	7	1			34	101	5	134	1
18th ward, 9th prec.	23	1			51	57	11	119	5
18th ward, 10th prec.	8				60	32	15	108	15
18th ward, 11th prec.	9				67	80	16	148	15
18th ward, 12th prec.	6				55	81	10	100	1
18th ward, 13th prec.	19		1		49	24	10	75	7
18th ward, 14th prec.	14		2		79	62	22	148	13
18th ward, 15th prec.	7	1			30	103	7	123	1
18th ward, 16th prec.	9				21	72	7	120	
19th ward, 1st prec.	6		1		54	22	9	64	68
19th ward, 2nd prec.	10			1	72	9	9	51	67
19th ward, 3rd prec.	5				47	7	9	57	27
19th ward, 4th prec.	2				35	12	10	49	18
19th ward, 5th prec.	6			1	61	10	14	51	52
19th ward, 6th prec.	9		1		88	14	20	76	33
19th ward, 7th prec.	13				73	22	6	76	17
19th ward, 8th prec.	8				71	22	14	94	13
19th ward, 9th prec.	12				69	25	6	78	19
19th ward, 10th prec.	10			1	78	30	20	127	24
19th ward, 11th prec.	7	1			79	9	4	85	21
19th ward, 12th prec.	9				54	21	9	95	23
19th ward, 13th prec.	10				52	38	9	114	11
19th ward, 14th prec.	7				78	48	8	139	12
19th ward, 15th prec.	17				49	26	11	82	10
19th ward, 16th prec.	5				66	51	7	139	16
20th ward, 1st prec.	6	1			40	9	5	37	44
20th ward, 2nd prec.	6				42	4		47	67
20th ward, 3rd prec.	4				51	12	2	30	58
20th ward, 4th prec.	4				41	4	8	32	38
20th ward, 5th prec.	3		1		46	16	5	42	62
20th ward, 6th prec.	4			1	51	14	6	41	46
20th ward, 7th prec.	5		1		50	8	8	46	48
20th ward, 8th prec.	3				53	7	4	46	36
20th ward, 9th prec.	6				58	8	5	52	46
20th ward, 10th prec.	2			1	76	12	7	84	63
20th ward, 11th prec.	5				42	8	7	55	51
20th ward, 12th prec.	2				41	9	5	42	28
20th ward, 13th prec.	3				43	8	4	55	19
20th ward, 14th prec.	11				58	16	4	57	33
20th ward, 15th prec.	10				51	11	14	60	58
20th ward, 16th prec.	5				52	16	12	50	25
20th ward, 17th prec.	8		1		57	8	3	49	65
20th ward, 18th prec.	3				71	33	13	128	22
20th ward, 19th prec.	10				82	40	10	106	14
20th ward, 20th prec.	1		2		55	40	6	99	19
20th ward, 21st prec.	2		1		74	30	6	104	34
20th ward, 22nd prec.	4		1		12	6		34	43
20th ward, 23rd prec.			1		14	3	1	31	8
20th ward, 24th prec.	1				20	6	5	24	23
20th ward, 25th prec.	16				79	15	13	114	49
21st ward, 1st prec.	18				30	15	13	61	20
21st ward, 2nd prec.	23		1		33	9	23	73	47
21st ward, 3rd prec.	8				51	12	7	43	47
21st ward, 4th prec.	10				35	5	13	40	33
21st ward, 5th prec.	4				75	6	3	44	32
21st ward, 6th prec.	16				56	8	5	55	48
21st ward, 7th prec.	3				76	9	7	59	26
21st ward, 8th prec.	6			1	65	21	2	46	25
21st ward, 9th prec.	1			1	58	9	6	37	35
21st ward, 10th prec.	5				46	6	4	36	21
21st ward, 11th prec.	2				32	4	5	56	54

## VOTE FOR GOVERNOR—Continued

Counties, Towns, Cities, Villages and Election Precincts	Cady Dem.	Buck- nam Pro.	Emer- son Pro.	Mc Eath- ron Pro.	Ekern Rep.	Perry Rep.	Smith Rep.	Zimmer- man Rep.	Kent Soc.
MILWAUKEE CO.—con.									
21st ward, 12th prec.	8	-----	-----	-----	49	8	4	48	54
21st ward, 13th prec.	8	-----	-----	-----	29	11	4	59	33
21st ward, 14th prec.	6	-----	-----	2	97	15	5	83	65
22nd ward, 1st prec.	2	-----	-----	-----	57	10	2	65	37
22nd ward, 2nd prec.	2	-----	-----	-----	78	10	5	68	42
22nd ward, 3rd prec.	4	-----	-----	-----	42	17	9	52	55
22nd ward, 4th prec.	10	-----	1	-----	59	20	12	77	40
22nd ward, 5th prec.	8	-----	1	-----	59	7	11	60	41
22nd ward, 6th prec.	4	-----	-----	-----	60	4	6	7	28
22nd ward, 7th prec.	9	-----	-----	-----	73	14	9	73	33
22nd ward, 8th prec.	16	-----	-----	-----	68	39	12	91	19
22nd ward, 9th prec.	11	-----	-----	-----	55	15	6	44	25
22nd ward, 10th prec.	3	-----	1	-----	72	24	7	54	18
22nd ward, 11th prec.	8	1	-----	-----	74	25	6	104	14
22nd ward, 12th prec.	6	1	2	-----	98	34	14	99	6
22nd ward, 13th prec.	5	-----	-----	-----	55	20	4	80	22
22nd ward, 14th prec.	2	-----	1	-----	70	29	12	77	12
22nd ward, 15th prec.	6	-----	-----	-----	66	24	15	133	11
22nd ward, 16th prec.	3	-----	1	-----	69	39	9	148	26
22nd ward, 17th prec.	12	1	-----	-----	76	38	8	115	22
22nd ward, 18th prec.	5	-----	1	-----	80	26	7	120	20
22nd ward, 19th prec.	3	-----	-----	-----	61	19	7	70	14
22nd ward, 20th prec.	8	-----	-----	-----	79	24	5	113	12
22nd ward, 21st prec.	6	-----	-----	-----	51	18	6	78	35
23rd ward, 1st prec.	11	-----	-----	-----	53	8	8	50	24
23rd ward, 2nd prec.	10	-----	-----	-----	52	8	13	57	24
23rd ward, 3rd prec.	11	-----	-----	-----	48	16	11	62	37
23rd ward, 4th prec.	5	-----	-----	-----	45	4	8	69	46
23rd ward, 5th prec.	13	-----	-----	-----	62	9	12	113	18
23rd ward, 6th prec.	10	-----	-----	-----	59	9	9	94	16
23rd ward, 7th prec.	8	-----	1	-----	63	3	8	79	22
23rd ward, 8th prec.	8	-----	-----	-----	42	8	8	66	56
23rd ward, 9th prec.	16	-----	1	-----	67	15	10	78	24
23rd ward, 10th prec.	11	-----	-----	-----	51	18	10	85	23
23rd ward, 11th prec.	19	-----	2	-----	93	24	24	135	11
23rd ward, 12th prec.	15	-----	-----	-----	60	8	8	163	11
23rd ward, 13th prec.	13	-----	-----	-----	42	15	8	86	22
23rd ward, 14th prec.	8	-----	-----	-----	52	5	8	83	43
23rd ward, 15th prec.	4	1	-----	-----	38	8	8	55	42
23rd ward, 16th prec.	2	-----	-----	-----	48	10	3	79	32
23rd ward, 17th prec.	11	-----	1	-----	70	11	13	137	6
23rd ward, 18th prec.	3	-----	-----	-----	19	9	8	64	2
24th ward, 1st prec.	24	1	-----	-----	39	6	12	64	32
24th ward, 2nd prec.	32	-----	-----	-----	32	5	10	55	33
24th ward, 3rd prec.	22	1	-----	1	50	5	15	62	44
24th ward, 4th prec.	10	-----	-----	1	52	10	5	78	31
24th ward, 5th prec.	9	-----	-----	-----	43	11	6	62	38
24th ward, 6th prec.	12	1	-----	1	62	4	10	77	46
24th ward, 7th prec.	6	-----	-----	1	50	2	3	52	47
24th ward, 8th prec.	12	-----	-----	-----	31	5	11	66	59
24th ward, 9th prec.	3	1	-----	-----	50	17	5	80	59
24th ward, 10th prec.	28	1	-----	-----	31	8	15	77	33
25th ward, 1st prec.	1	-----	-----	-----	91	12	11	39	65
25th ward, 2nd prec.	6	-----	-----	-----	45	3	8	48	62
25th ward, 3rd prec.	7	-----	-----	-----	57	3	2	42	54
25th ward, 4th prec.	2	2	-----	-----	46	5	5	60	52
25th ward, 5th prec.	4	-----	-----	-----	57	11	3	44	39
25th ward, 6th prec.	3	-----	-----	-----	68	10	5	65	75
25th ward, 7th prec.	2	-----	-----	-----	43	8	4	42	57
25th ward, 8th prec.	5	-----	-----	-----	63	12	6	49	48
25th ward, 9th prec.	3	-----	1	-----	43	6	5	27	58
25th ward, 10th prec.	5	-----	-----	-----	47	7	2	43	34
25th ward, 11th prec.	3	-----	-----	-----	50	9	5	69	40
25th ward, 12th prec.	3	-----	-----	-----	41	3	8	52	55
25th ward, 13th prec.	5	1	-----	1	74	7	7	64	55
25th ward, 14th prec.	16	-----	-----	-----	126	18	11	103	65
25th ward, 15th prec.	5	1	-----	-----	71	6	5	58	63
Totals.....	4,080	61	78	38	19,416	8,449	3,652	26,518	9,921
MONROE CO.									
Adrian.....					54	1	7	27	-----
Angelo.....		1	-----	-----	52	4	8	38	-----

VOTE FOR GOVERNOR—Continued

Counties, Towns, Cities, Villages and Election Precincts	Cady Dem.	Buck- nam Pro.	Em- er- son Pro.	Mc Eath- ron Pro.	Ekern Rep.	Perry Rep.	Smith Rep.	Zimmer- man Rep.	Kent Soc.
<b>MONROE CO.—con.</b>									
Byron		2			69	7	4	29	2
Clifton	1				105	6	5	49	
Glendale		1			60	11	5	65	
Grant	1				24	7		11	
Greenfield		13	2		43	2	3	49	1
Jefferson	2				178		6	23	
La Fayette	1				20	5	1	19	
La Grange	2				42	8	6	45	
Leon	1				128	6	5	46	
Lincoln	6				103	20	8	58	
Little Falls	1				65	13	12	79	
New Lynne	1				26	1	4	17	
Oakdale	1				61	12	6	49	2
Portland	1				184	2	9	26	1
Ridgeville	2	1			104	4	6	73	
Scott			1		8	2	3	4	
Sheldon			1		61		8	42	
Sparta	2	1	2		154	11	15	82	
Tomah	2				91	19	5	58	
Wellington	1		1		54	2	7	68	
Wells	1				77	2	5	15	
Wilton	2				103	4	10	58	
Sparta, city:			2		109	23	11	197	
1st ward	2		1		111	24	15	177	
2nd ward	11	3	1		125	13	6	132	
3rd ward	1		1		125	13	6	132	
4th ward	4	2	1	1	211	12	18	158	
Tomah, city:			1	1	98	20	14	113	
1st ward	3		1		191	35	17	151	2
2nd ward	7		1		204	18	10	56	
3rd ward	4				159	1	5	55	1
Cashton vil.	2				82	7	6	37	
Kendall, vil.		1			38			11	
Melvina			1		109	2	15	81	
Norwalk, vil.	3				20		1	16	1
Ontario, vil.	1				66	3	12	56	
Wilton, vil.	2				38	1	1	2	1
Wyeville									
Totals	67	25	15	2	3,427	308	279	2,272	11
<b>OCONTO CO.</b>									
Abrams	3				61	23	7	52	
Armstrong	1				68	10	6	34	2
Bagley			1		1	1	4	14	
Brazeau	5				39	21	4	53	
Breed					21	8		27	
Chase	7				65	7	8	35	
Doty					3	5	1	7	1
Gillett	1				66	15	8	69	
Howe	11				60	15	6	48	
Lena	2				66	34	11	44	
Little River	4				156	43	8	129	
Little Suamico	12				88	38	13	58	
Maple Valley	2				45	48	2	96	1
Morgan	1				79	13	1	53	
Oconto	2				96	67	14	120	
Oconto Falls	3				85	27	2	68	
Pensaukee	1				90	33	3	78	
Riverview					27	12	3	21	
Spruce	4			1	81	30	7	67	2
Stiles	2		2		46	49	7	73	
Townsend	1				40	6	3	40	1
Underhill	2			2	54	9	4	31	
Wheeler	1				31	16	5	30	
Oconto, city:									
1st ward	2				63	51	6	37	
2nd ward	2				69	36	4	24	1
3rd ward	4				70	26	4	22	
4th ward					48	71	1	30	
5th ward	11				61	82	1	48	
6th ward	12				49	40	4	42	
7th ward	7				104	76	6	44	1

## VOTE FOR GOVERNOR—Continued

Counties, Towns, Cities, Villages and Election Precincts	Cady Dem.	Buck- nam Pro.	Emerson Pro.	Mc Eath- ron Pro.	Ekern Rep.	Perry Rep.	Smith Rep.	Zimmer- man Rep.	Kent Soc.
<b>OCONTO CO.—con.</b>									
8th ward	8				81	74	3	46	
9th ward					67	39	8	21	
10th ward	4				67	34	9	33	
Oconto Falls, city:									
1st ward	3				33	16		61	
2nd ward					45	30	2	93	
3rd ward	6				98	22	3	66	
Gillett, vil.	1				66	62	10	85	
Lena, vil.	10				19	22	29	35	
Suring, vil.	5			1	49	11	3	33	
Totals	133		3	4	2,357	1,222	220	1,967	9
<b>ONEIDA CO.</b>									
Cassian	2				44	5	6	42	
Crescent	1				16	11	1	21	
Enterprisie					24	3	1	6	
Hazelhurst	4				5	1		17	
Little Rice	3				20		1	1	
Lynne	1				26	13	2	32	1
Minocqua	20		1		45	6	6	88	
Monico	4				33	2	3	30	
Newbold	4				34	8	6	18	2
Pelican	1				41	8	12	41	
Piehl	2				16			5	
Pine Lake	5		1		41	4	3	44	3
Schoepke	5				35	9	5	40	1
Stella	2				5		1	9	
Sugar Camp	6				12	4		27	
Three Lakes	4				28	6	9	34	
Tomahawk Lake	2				16	2	4	31	
Woodboro					2	2		15	
Woodruff	10				11	1	4	29	1
Rhineland, city:									
1st ward	6				120	12	10	79	1
2nd ward	5				90	10	11	84	
3rd ward	3				123	10	11	92	1
4th ward	9				53	56	8	121	1
5th ward	6		1		80	46	11	156	4
6th ward	12	1			152	30	15	193	6
Totals	117	1	3		1,072	249	130	1,305	21
<b>OUTAGAMIE CO.</b>									
Black Creek	2				49	5	5	41	
Bovina	1				15	7	7	31	
Buchanan	2				80	2	8	28	1
Center					177	5	21	73	
Cicero	1				80	2	1	81	
Dale	3				59	12	12	73	
Deer Creek	1				25	6	3	42	
Ellington	4		1		45	10	19	99	
Freedom	2				88	5	8	50	
Grand Chute	7				148	10	33	146	2
Greenville					59	2	11	116	
Hortonia		1			25	8	6	44	1
Kaukauna	1		1		18	4	8	34	1
Maine					16	1	1	34	1
Maple Creek	2			2	10		3	26	
Oneida	1				22	1	1	41	
Osborn	2	1			37	4	8	64	
Seymour					23	3	8	45	
Vandenbrook	4		1		39		5	67	
Appleton, city:					27	5	12	40	1
1st ward, 1st prec.	2			1	130	48	36	463	
1st ward, 2nd prec.	2				110	34	32	314	1
2nd ward, 1st prec.	2				85	13	26	297	
2nd ward, 2nd prec.	8				117	15	40	182	
3rd ward, 1st prec.					243	27	99	220	
3rd ward, 2nd prec.	4	2			181	10	66	195	
4th ward, 1st prec.		1			51	3	17	51	2
4th ward, 2nd prec.	4	1		1	180	4	46	145	3



PRIMARY ELECTION TABLES

479

VOTE FOR GOVERNOR—Continued

Counties, Towns, Cities, Villages and Election Precincts	Cady Dem.	Buck- nam Pro.	Emerson Pro.	Mc Eath- ron Pro.	Ekern Rep.	Perry Rep.	Smith Rep.	Zimmer- man Rep.	Kent Soc.
<b>OUTAGAMIE CO.—con.</b>									
5th ward, 1st prec.				1	164	3	27	154	-----
5th ward, 2nd prec.	4		1	1	222	8	61	172	-----
6th ward, 1st prec.	3	1			100	3	18	190	-----
6th ward, 2nd prec.	1	1			195	8	24	205	-----
<b>Kaukauna, city:</b>									
1st ward, 1st prec.	10	1	1		142	9	16	125	2
2nd ward, 2nd prec.					109	8	21	145	-----
3rd ward, 3rd prec.	7				181	3	8	155	3
4th ward, 4th prec.	12		1		136	3	14	129	-----
<b>New London, city:</b>									
3rd ward	3	2			56	5	10	98	-----
<b>Seymour, city:</b>									
1st ward	6				18	3	7	103	-----
2nd ward					36	3	4	57	-----
Bear Creek, vil.	1				10	9	5	18	-----
Black Creek, vil.					36	4	4	44	-----
Combined Locks, vil.	2				23	4	1	28	1
Hortonville, vil.	9				42	6	6	105	-----
Kimberly, vil.					142	7	27	85	-----
Little Chute, vil.	12				217	21	67	93	-----
Shiocton, vil.					25	7	8	57	-----
Totals	125	11	6	6	3,993	360	870	5,005	19
<b>OZAUKEE CO.</b>									
Belgium	30		1		36	32	19	57	-----
Cedarburg	8		1		70	15	6	53	-----
Fredonia	14				63	17	4	57	1
Grafton	2	1			34	9	4	44	-----
Mequon	18		1		87	13	11	62	1
Port Washington	16		1		36	22	7	45	3
Saukville	20		1		42	9	11	45	-----
<b>Cedarburg city:</b>									
1st ward	30				69	13	4	18	2
2nd ward	8				35	10	-----	23	2
3rd ward	18				32	9	1	15	-----
<b>Port Washington, city:</b>									
1st ward	37				43	15	12	29	-----
2nd ward	37				23	32	4	25	-----
3rd ward	43				32	43	7	40	1
4th ward	25				30	21	7	23	-----
5th ward	17				40	32	7	47	-----
6th ward	15				24	64	5	34	1
Fredonia, vil.	23				10	12	2	11	-----
Grafton, vil.	5				51	30	15	54	-----
Saukville, vil.	19				32	6	2	15	1
Thiensville, vil.	1				28	7	1	19	-----
Belgium, vil.	8				6	13	12	12	-----
Totals	394	1	5		823	424	141	728	12
<b>PIERCE CO.</b>									
Clifton					48	8	4	77	-----
Diamond Bluff					46	12	3	23	-----
Ellsworth	1	1			149	18	2	232	1
El Paso					103	31	14	97	-----
Gilman					56	21	6	73	-----
Hartland	1				108	15	7	131	-----
Isabelle					8	9	2	13	-----
Maiden Rock			1		15	5	2	38	-----
Martell				1	179	17	-----	68	-----
Oak Grove	1				63	5	3	73	-----
River Falls	1				154	12	2	143	-----
Rock Elm	1				60	26	8	151	-----
Salem	1		1		30	7	1	148	-----
Spring Lake			1	1	38	23	4	53	-----
Trenton	1				23	24	2	136	-----
Trimbelle	1				203	18	6	161	2
Union	2	1			59	27	4	93	5
<b>Prescott, city:</b>									
1st ward	3				10	5	2	25	-----
2nd ward	1				11	2	4	33	-----
3rd ward					6	10	2	34	-----

## VOTE FOR GOVERNOR—Continued

Counties, Towns, Cities, Villages and Election Precincts	Cady Dem.	Buck- nam Pro.	Emers- son Pro.	Mc Eath- ron Pro.	Ekern Rep.	Perry Rep.	Smith Rep.	Zimmer- man Rep.	Kent Soc.
<b>PIERCE CO.—con.</b>									
River Falls, city:									
2nd El. Dist.-----	10			1	243	24	13	422	
Bay City, vil.-----					9	3	3	29	
Ellsworth, vil.-----			1		185	9	6	333	
Elmwood, vil.-----	2		1	1	58	12	1	121	
Maiden Rock, vil.-----	2				18	15	3	44	1
Plum City, vil.-----					31	9	6	36	
Spring Valley, vil.-----	2		1	1	41	42	1	92	
Totals-----	30	2	6	5	1,959	409	111	2,879	9
<b>PEPIN CO.</b>									
Albany-----					29	12	2	25	
Durand-----	1				16	27	3	19	
Frankfort-----			1		23	53	7	52	
Lima-----	1				25	19	8	25	
Pepin-----	1				40	17	5	58	
Stockholm-----					10	16	1	12	
Waterville-----	1				34	79	28	113	
Waubeck-----		1	1		7	18	1	15	
Durand, city:									
1st ward-----	5				71	72	15	66	
2nd ward-----	4	1			52	191	12	129	1
Pepin, vil.-----	6				35	46	37	42	
Stockholm, vil.-----	2				7	10	3	21	2
Totals-----	21	2	2		347	560	122	577	3
<b>POLK CO.</b>									
Alden-----		1		1	85	27	1	29	
Apple River-----					93	6	5	27	
Balsam Lake-----		1			55	8	3	35	1
Beaver-----	2			1	34	11	2	21	
Black Brook-----	1		1		91	10	2	24	1
Bone Lake-----	2				103	4	2	10	
Clam Falls-----	3				36	3	2	19	
Clayton-----	3		3		42	7	1	30	1
Clear Lake-----					61	2		34	
Eureka-----	1				80	7	1	27	
Farmington-----		1			70	2		27	
Garfield-----	2		1		59	10	3	35	
Georgetown-----					28	7	2	37	
Johnstown-----					18	5	1	27	
Laketown-----	1				61	8		28	
Lincoln-----					73	14	4	18	
Lorain-----					17	1	3	23	
Luck-----	5				48	6	2	22	5
McKinley-----					35	8		40	
Milltown-----	1			2	50	6	3	18	
Osceola-----		1			61	4	2	49	
St. Croix Falls-----	1		1		30	9		34	
Sterling-----					33	5	2	11	
West Sweden-----			1	1	42	2	2	26	3
Amery, city:-----					108	16	8	57	
Balsam Lake, vil.-----	2				16	6	3	59	
Centuria, vil.-----	1				27	4	1	38	
Clayton, vil.-----					15	2	1	38	1
Clear Lake, vil.-----	2				64	3		61	
Dresser Jct., vil.-----	2				34	1		29	
Frederic, vil.-----	2				23	7	1	58	1
Luck, vil.-----	1				27	9	2	63	
Milltown, vil.-----					22	4		31	
Osceola, vil.-----					32	3	1	80	1
St. Croix Falls, vil.-----			1	1	20	15	3	90	
Totals-----	30	4	8	6	1,693	252	61	1,254	14
<b>PORTAGE CO.</b>									
Alban-----	24				102	5	3	40	1
Almond-----	9				45	4	3	33	
Amherst-----	25				133	6	2	56	3
Belmont-----	3				43	11		53	
Buena Vista-----	26				64	12	5	80	

VOTE FOR GOVERNOR—Continued

Counties, Towns, Cities, Villages and Election Precincts	Cady Dem.	Buck- nam Pro.	Emerson Pro.	Mc Eath- ron Pro.	Ekern Rep.	Perry Rep.	Smith Rep.	Zimmer- man Rep.	Kent Soc.
<b>PORTAGE CO.—con.</b>									
Carson.....	11		1		56	9	10	35	2
Dewey.....	21	1			38	1		15	
Eau Pleine.....	8				104	3	7	67	
Grant.....	6				47		7	16	1
Hull.....	32				18	2	7	16	
Lanark.....	11		1		69	27	5	68	
Linwood.....	4				31	7	1	15	
New Hope.....	14		1		184	5	3	27	
Pine Grove.....	4				26	15	1	30	
Plover.....	7				63	25	5	103	
Sharon.....	169				17		9	6	
Stockton.....	81				46	2	10	53	
Stevens Point, city:									
1st ward, 1st prec.....	32				128	25	20	172	
2nd ward, 1st prec.....	14				155	12	7	140	
2nd ward, 2nd prec.....	10				148	11	10	107	1
3rd ward, 1st prec.....	35				146	20	6	102	2
3rd ward, 2nd prec.....	9				184	15	2	82	
4th ward, 1st prec.....	52		1	5	142	8	36	72	
4th ward, 2nd prec.....	25				71	9	27	63	
5th ward.....	19	1		1	249	6	3	114	5
6th ward.....	7		2		125	4	3	57	1
Almond, vil.....	3				31	10		56	
Amherst, vil.....	14				55	22	4	115	
Amherst Jct., vil.....	3				29	1	6	20	
Junction City, vil.....	4				48	3	4	20	
Nelsonville, vil.....	1				58		1	15	
Plover, vil.....	4				29	5		34	
Rosholt.....	1				53	2	1	48	
<b>Totals.....</b>	<b>688</b>	<b>2</b>	<b>6</b>	<b>6</b>	<b>2,737</b>	<b>287</b>	<b>211</b>	<b>1,930</b>	<b>15</b>
<b>PRICE CO.</b>									
Catawba.....			2		15	5	9	23	
Eisenstein.....	2		2		52	8	13	55	1
Elk.....					23	12	5	59	1
Emery.....	1				30	12	11	55	3
Fifield.....	5				67	10	23	54	
Flambeau.....	1				28	2	8	66	1
Georgetown.....					21	5	1	21	
Hackett.....					21	4	4	41	
Harmony.....	1				18	8	13	31	2
Hill.....					29	5	1	33	1
Kennan.....	1				20	6	4	32	1
Knox.....	2				38	10	1	28	2
Lake.....	6			1	82	12	41	122	
Ogema.....	1				50	17	7	138	1
Prentice.....		1	1		50	12	6	59	1
Spirit.....					32	26	5	45	2
Worcester.....	4				42	21	40	123	1
Park Falls, city:									
1st ward.....		1			49	10	30	69	1
2nd ward.....					49	6	33	38	1
3rd ward.....			1		80	13	45	82	
4th ward.....					31	6	18	51	1
Phillips, city:									
1st ward.....					53	13	11	122	1
2nd ward.....	2				38	6	18	124	
3rd ward.....					65	11	18	76	
Catawba, vil.....	3				11	4	3	30	
Kennan, vil.....	4				15	6	2	15	
Prentice, vil.....	3				25	19	15	83	
<b>Totals.....</b>	<b>36</b>	<b>2</b>	<b>6</b>	<b>1</b>	<b>1,043</b>	<b>267</b>	<b>385</b>	<b>1,675</b>	<b>21</b>
<b>RACINE CO.</b>									
Burlington.....	14				54	4	23	47	3
Caledonia.....	17				118	33	19	239	1
Dover.....	27			1	24	14	17	95	1
Mt. Pleasant.....	6	1	1		185	19	6	384	1
Norway.....	2			1	45	6	8	65	
Raymond.....	22				53	24	9	169	4
Rochester.....	8			1	18	5	9	46	

## VOTE FOR GOVERNOR—Continued

Counties, Towns, Cities, Villages and Election Precincts	Cady Dem.	Buck- nam Pro.	Emerson Pro.	Mc Eath- ron Pro.	Ekern Rep.	Perry Rep.	Smith Rep.	Zimmer- man Rep.	Kent Rep. Pro.
<b>RACINE CO.—con.</b>									
Waterford	3			1	12	2	12	52	
Yorkville	2				56	12	7	161	
Burlington, city:									
1st ward	3				9	5	27	32	
2nd ward	23				60	19	30	119	
3rd ward	18				50	11	52	59	
4th ward	24		1		29	9	21	84	
Racine, city:									
1st ward	4				69	16	14	141	2
2nd ward	27			1	97	96	30	571	
No. 3rd ward	6		1		102	30	14	377	
So. 3rd ward	24				215	36	25	420	
Ea. 4th ward	10				162	25	13	181	1
W. 4th ward	8				127	31	22	287	9
5th ward	15		2	1	130	17	39	216	9
6th ward	7				100	26	26	231	1
7th ward, 1st prec.	9			1	128	15	21	233	5
7th ward, 2nd prec.	12		1	1	224	14	32	238	5
8th ward, 1st prec.	5			2	120	26	15	325	4
8th ward, 2nd prec.	5				121	11	34	444	1
9th ward, 1st prec.	6	1			118	11	17	267	6
9th ward, 2nd prec.	2		2		134	17	20	245	4
10th ward, 1st prec.	7				109	10	24	221	4
10th ward, 2nd prec.	10	1			141	14	14	154	5
11th ward, 1st prec.	6		1	1	97	23	5	375	7
11th ward, 2nd prec.	4	2			105	17	14	224	2
12th ward, 1st prec.	5				184	46	27	645	4
12th ward, 2nd prec.	11				169	25	19	494	4
13th ward, 1st prec.	11		2		101	12	23	295	3
13th ward, 2nd prec.	5				85	13	13	270	2
14th ward, 1st prec.	8			1	127	13	10	126	2
14th ward, 2nd prec.	6				120	17	22	283	1
15th ward, 1st prec.	8	2			135	19	25	193	11
15th ward, 2nd prec.	7		2		151	28	40	276	13
Rochester, vil.	2				3	12	2	60	
Sturtevant, vil.	3				22	7	11	57	
Union Grove, vil.	2				60	4		173	
Waterford, vil.	15				34	3	22	72	
Totals	419	7	13	12	4,153	797	833	9,646	115
<b>RICHLAND CO.</b>									
Akan					62	6	3	61	
Bloom	2	1			8	21	8	128	1
Buena Vista	5				50	13	9	135	
Cazenovia, vil.	2				55	6	3	39	
Dayton	8			2	44	5	1	124	
Eagle	5				29	9		60	
Forest	5				21	6		34	
Henrietta	4				40	13	17	142	
Ithaca	2				88	4	4	90	
Lone Rock, vil.	2				82	1	2	28	
Marshall	9	1			28	4	3	127	
Orion	3				41	14	4	88	
Richwood	8	1			64	9	4	76	
Rockbridge	1				34	10	2	132	
Richland	2				54	7	4	157	
Sylvan	3				31	9	2	88	
Viola, vil.	3				48	7		36	
Westford	2				42	3	2	23	
Willow	3				38	13	4	94	
Richland Center, city:									
1st ward	5				75	10	4	257	1
2nd ward	19	2			104	14	5	235	1
3rd ward	28			2	101	15	5	299	1
Totals	120	5		4	1,139	199	86	2,453	4
<b>ROCK CO.</b>									
Avon	1				18	5	1	39	
Beloit	3			2	107	28	9	161	
Bradford	1			1	17	9	5	85	
Center				1	23	7	4	62	

VOTE FOR GOVERNOR—Continued

Counties, Towns, Cities, Villages and Election Precincts	Cady Dem.	Buck- nam Pro.	Emerson Pro.	Mc Eath- ron Pro.	Ekern Rep.	Perry Rep.	Smith Rep.	Zimmer- man Rep.	Kent Sec.
<b>ROCK CO.—con.</b>									
Clinton	3	2			41	4	7	113	
Fulton			1		71	14	5	74	
Harmony	1		2		40	10	8	98	
Janesville					50	11	6	87	
Johnstown					11	15	8	80	
La Prairie					20	14	3	83	
Lima	2				14	7	4	93	
Magnolia					29	7	4	60	
Milton	9				51	13	5	239	1
Newark					52	13	1	30	
Plymouth	2				73	9	3	90	
Porter	1				51	9	1	46	
Rock	1				47	11	8	105	
Spring Valley					81	9		46	
Turtle				1	75	17	6	79	
Union	3				24	15	5	60	1
Beloit, city:									
1st ward	2				203	21	12	187	1
2nd ward					183	70	14	341	
3rd ward	2				288	45	10	324	2
4th ward	4		2		157	36	16	222	2
5th ward	3		1	1	171	18	11	189	
6th ward	6	1			205	29	16	199	
7th ward	5		1		216	46	8	188	
8th ward	5	1	1	1	220	38	12	251	3
9th ward	6		1		125	15	17	206	4
Edgerton, city:	9		1	1	225	33	13	426	
Evansville, city:	5		1	1	115	30	14	274	1
Janesville, city:									
1st ward, 1st prec.	3				139	10	17	200	
1st ward, 2nd prec.	1				183	31	8	259	
2nd ward, 1st prec.	5		1		88	26	12	128	1
2nd ward, 2nd prec.	1			1	126	40	17	307	1
3rd ward	8		1	2	102	35	9	348	1
4th ward, 1st prec.	5				277	13	25	205	
4th ward, 2nd prec.					274	28	13	201	
5th ward	5				250	22	14	172	1
6th ward	3				128	40	9	506	
7th ward	3		1		115	21	10	223	
Clinton, vil.	3				74	23	6	207	1
Footville, vil.					16	4	4	69	
Milton, vil.	3				71	18	3	164	
Orfordville, vil.	2		1		70	6	1	59	
Totals	108	4	14	12	4,866	919	380	7,591	20
<b>RUSK CO.</b>									
Atlanta	2				30	46	2	56	
Big Bend	1			5	13	17		36	1
Big Falls			1		4	2		14	2
Cedar Rapids	1				10	2		15	
Dewey					34	15	2	45	1
Flambeau	2		1		29	29	5	86	1
Grant	1		1	2	42	47	13	109	
Grow	1				28	20	8	59	
Hawkins					17	3	6	25	
Hubbard	2				12	8	3	13	
Lawrence					10	5	1	25	
Marshall	4				23	8	4	66	6
Murray			1		23	16	2	21	
Richland					10	8		19	
Rusk			1		23	4	2	19	1
South Forks					15	1	2	9	
Strickland	4		1		23	5	9	22	3
Stubbs	3				29	22	11	95	
Thornapple					21	41	4	53	1
True			1		23	5	2	67	1
Washington				3	34	4	2	28	
Wilkinson			1		5		1	9	
Willard	1				10	5		33	1
Wilson	1				4	1	3	10	
Ladysmith, city:									
1st ward	3				13	42	1	38	

## VOTE FOR GOVERNOR—Continued

Counties, Towns, Cities, Villages and Election Precincts	Cady Dem.	Buck- nam Pro.	Emerson Pro.	Mc Eath- ron Pro.	Ekern Rep.	Perry Rep.	Smith Rep.	Zimmer- man Rep.	Kent Soc.
<b>RUSK CO.—con.</b>									
2nd ward.....	2				32	43	8	48	
3rd ward.....	3				30	32	5	53	
4th ward.....	2		1		16	32	7	70	
5th ward.....	2			1	49	102	13	146	
6th ward.....	1				31	29	5	37	
Bruce, vil.....	2			1	14	42	1	40	
Conrath, vil.....	2				5	5		20	1
Glen Flora, vil.....					8		2	28	
Hawkins, vil.....	1				27	5		38	
Ingram, vil.....	3				13	9	6	16	
Sheldon, vil.....					8	1	2	22	
Tony, vil.....					18	9	6	15	
Weyerhauser, vil.....	1				33	10	2	64	
Totals.....	46		9	12	769	675	140	1,569	19
<b>ST. CROIX CO.</b>									
Baldwin.....	2		1		66	22	3	114	
Cady.....	1	1	1		43	15	2	86	2
Cylon.....	1				54	30	4	54	
Eau Galle.....	4				54	14	2	97	
Emerald.....	1	1		1	100	12	6	73	1
Erin Prairie.....					142	26	3	22	
Forest.....	4		1		80	6	3	43	
Glenwood.....			1		73	14	3	43	1
Hammond.....	2				60	15	9	110	
Hudson.....					24	14	3	104	
Kinnickinnic.....	1			1	73	9	1	66	
Pleasant Valley.....					16	4	2	36	
Richmond.....	3				49	49	1	33	
Rush River.....					47	3	3	54	
Somerset.....	3				18	33	8	16	
Springfield.....	4				69	18	8	132	
Stanton.....					39	130	3	41	
Star Prairie.....	1		1		30	52	3	62	1
St. Joseph.....	1				20	10	4	34	
Troy.....					69	23	4	43	1
Warren.....	3				75	24	4	175	
Glenwood, city:									
1st ward.....	1				11	1	1	29	
2nd ward.....					9	8	2	19	
3rd ward.....					16	12	1	44	
Hudson, city:									
1st ward.....	1				40	4	1	36	3
2nd ward.....	1				148	87	2	205	1
3rd ward.....	3	2			231	46	2	171	2
New Richmond, city:									
1st ward.....	3				19	108	1	64	
2nd ward.....	4	1	1	1	43	101	5	76	
3rd ward.....	2				46	33	3	29	1
River Falls, city:									
1st ward.....	1		1		31	1	1	49	1
Baldwin, vil.....	2				62	37	3	129	
Deer Park, vil.....					45	6	1	22	
Hammond, vil.....	1	1			33	22	3	87	
North Hudson, vil.....			1		131	1	3	64	
Somerset, vil.....	3				39	27	31	4	
Star Prairie, vil.....					24	30	3	27	
Wilson, vil.....					17	3	1	49	
Woodville, vil.....	1				16	25	2	57	1
Totals.....	52	6	8	3	2,162	1,075	146	2,599	15
<b>SAUK CO.</b>									
Baraboo.....	8				77	11	4	232	1
Bear Creek.....	4				95	2	9	22	
Dellona.....	9				11	6	5	48	
Delton.....	3				32	23	3	123	3
Excelsior.....	5				55	11	2	72	
Fairfield.....	3				15	10	2	67	
Franklin.....					165	4	2	11	
Freedom.....	1		1		27	7	4	67	
Greenfield.....	1				43	5	1	77	

VOTE FOR GOVERNOR—Continued

Counties, Towns, Cities, Villages and Election Precincts	Cady Dem.	Buck- nam Pro.	Emerson Pro.	Mc Eath- ron Pro.	Ekern Rep.	Perry Rep.	Smith Rep.	Zimmer- man Rep.	Kent Soc.
<b>SAUK CO.—con.</b>									
Honey Creek.....	5				120	3	1	51	
Ironton.....	3	1	1		34	29	9	47	
La Valle.....	4	3	1		41	18	4	70	
Merrimack.....	3		1		52	5	1	56	
Prairie du Sac.....	2				60	1		38	
Reedsburg.....	8	2			72	17	7	53	
Spring Green.....	5				35	3	1	24	
Sumpter.....	1	1			108	9	2	69	1
Troy.....	1	1			141	9		78	2
Washington.....	2				117	6	3	90	
Westfield.....	1		1		151	2	2	51	
Winfield.....	7				41	23	4	42	
Woodland.....	4	7	2		34	6	4	52	
Baraboo, city:									
1st ward, 1st prec.....	17	2	1		100	17	6	278	
1st ward, 2nd prec.....	18				82	9	5	173	
2nd ward, 1st prec.....	9	2			142	15	2	262	
2nd ward, 2nd prec.....	14		1		165	7	11	207	1
3rd ward.....	18		1		126	12	25	127	
Reedsburg, city:									
1st ward.....	2	2		2	131	39	5	153	3
2nd ward.....	9	4			137	83	11	298	
Ableman, vil.....	4		1		64	5	4	38	
Ironton, vil.....	4	1			17	3	1	19	
La Valle, vil.....	3	1			21	11	8	62	
Lime Ridge.....					17	4	3	53	1
Loganville.....	2		1	1	51	14	1	14	
Merrimack.....				1	25	1		52	
North Freedom, vil.....	4				46	6	2	66	
Plain, vil.....					85	4		5	
Prairie du Sac, vil.....	3		1		124	10	2	158	
Sauk City, vil.....	5	1			255	7	3	64	
Spring Green, vil.....	4		1		53	32	2	91	
Totals.....	196	28	13	4	3,167	488	163	3,565	12
<b>SAWYER CO.—con.</b>									
Bass Lake.....	1				23	11		20	
Couderay.....	1				12	9	1	54	
Edgewater.....	1				14	4	1	12	
Fishtrap.....					5	14	1	14	
Hayward.....					46	29	16	109	
Hunter.....					4	23	1	52	
Lenroot.....					30	23	16	40	
Loretta.....					60	14	5	24	2
Meadowbrook.....	1				4	9	4	14	
Meteor.....			1		27	9	2	14	1
Ojibwa.....	2				18	8	1	27	
Radisson.....	4	1	1		11	7	3	38	
Round Lake.....	2		1		29	20	12	49	
Sand Lake.....	2				31	20	9	53	1
Spider Lake.....	1				9	13	12	40	1
Weirgor.....					17	7	1	21	
Winter.....	2		1		25	38	3	44	
Hayward, city:									
1st ward.....	1				71	50	26	32	
2nd ward.....					42	28	13	43	
3rd ward.....					44	17	19	40	1
Exeland, vil.....					6	13		22	
Couderay, vil.....	1	1			8	2		44	
Totals.....	19	2	4		536	374	146	806	6
<b>SHAWANO CO.</b>									
Almon.....	1				65		4	40	
Angelica.....	4		1		20	7	13	40	
Aniwa.....					38	2	4	19	
Bartelme.....					9	1	6	17	
Belle Plaine.....		1			131	10	6	89	1
Birnawood.....	1	1			37	6	6	30	
Fairbanks.....					58	8	1	53	
Germania.....					52	3	1	12	
Grant.....					58	14	7	125	

## VOTE FOR GOVERNOR—Continued

Counties, Towns, Cities, Villages and Election Precincts	Cady Dem.	Buck- nam Pro.	Emerson Pro.	Mc Eath- ron Pro.	Ekern Rep.	Perry Rep.	Smith Rep.	Zimmer- man Rep.	Kent Soc.
<b>SHAWANO CO.—con.</b>									
Green Valley.....	3				59	10	5	55	4
Hartland.....	1		1		61	4	8	49	
Herman.....	1				84	9	6	87	
Hutchins.....					18	2	7	23	
Lessor.....	1				41	8	5	70	
Maple Grove.....	3	1			24	17	15	52	
Morris.....					68	4	5	20	
Navarino.....					39	2	3	36	
Pella.....	1				54	9	5	76	
Red Springs.....	1				28	9	4	59	
Richmond.....					115	12	11	79	
Seneca.....					53	4	9	43	
Tigerton.....		1							
Washington.....			1		71	6	5	58	
Waukechon.....	2				120	12	13	57	
Wescott.....	1				33	4	4	39	
Wittenberg.....	2	1			73	8	3	34	2
Shawano, city:									
1st ward.....	7				79	30	25	193	
2nd ward.....	1	1			59	20	8	130	
3rd ward.....	12		2		117	27	21	221	
Aniwa, vil.....	1				11	6	5	27	
Birnamwood, vil.....	3	1			19	13	3	59	
Bonduel, vil.....	1				51	3	14	46	
Bowler, vil.....					29	2		45	
Cecil, vil.....	1				49	5	1	20	
Eland, vil.....		2			31	3	5	27	
Gresham, vil.....					45		2	19	
Keshena, vil.....					26	1	3	24	
Mattoon, vil.....		1			12	3	24	35	
Neopit, vil.....			1		25	5	16	39	
Tigerton, vil.....	1				64	13	6	36	
Wittenberg, vil.....	10	1			93	15	7	60	1
Totals.....	59	11	6		2,119	317	296	2,243	8
<b>SHEBOYGAN CO.</b>									
Greenbush.....	8				31	15	6	33	
Herman.....	3				124	7	20	63	1
Holland.....	5		1		86	29	7	124	1
Lima.....	5				53	36	9	106	
Lyndon.....	2		1		56	13	3	54	1
Mitchell.....	9	1			22	4	2	9	
Mosel.....					95	3	3	49	
Plymouth.....	3	2			133	10	4	56	3
Rhine.....	4				67	4	2	40	2
Russell.....					26		5	7	
Scott.....	1				39	4	6	76	1
Sheboygan.....	3				145	41	43	127	5
Sheboygan Falls.....					50	5	9	80	15
Sherman.....	1				86	4	2	47	1
Wilson.....	3	2			68	12	5	48	3
Plymouth, city:									
1st ward, 1st prec.....	4				76	12	4	43	
1st ward, 2nd prec.....	6				57	9	7	71	
2nd ward, 1st prec.....	9				72	19	12	59	2
2nd ward, 2nd prec.....	12				54	24	7	70	2
Sheboygan, city:									
1st ward, 1st prec.....	25		1		162	203	24	138	6
1st ward, 2nd prec.....	14			2	286	254	48	266	17
2nd ward, 2nd prec.....	17	1	1	2	211	124	29	189	12
3rd ward.....	2	1		1	108	37	20	59	19
4th ward, 1st prec.....	18		1		162	55	29	130	16
4th ward, 2nd prec.....	11	1		1	219	51	45	138	34
5th ward, 1st prec.....	8		1		180	27	37	110	24
5th ward, 2nd prec.....	5	1		3	148	17	20	86	12
6th ward.....	5				236	37	24	116	18
7th ward, 1st prec.....	3			1	249	49	26	127	34
7th ward, 2nd prec.....	13		2	3	144	20	45	98	30
8th ward, 1st prec.....	7		1		145	26	40	101	14
8th ward, 2nd prec.....	16				271	34	39	115	17
8th ward, 3rd prec.....	6			2	215	47	17	141	28



VOTE FOR GOVERNOR—Continued

Counties, Towns, Cities, Villages and Election Precincts	Cady Dem.	Buck- nam Pro.	Em- er- son Pro.	Mc Eath- ron Pro.	Ekern Rep.	Perry Rep.	Smith Rep.	Zimmer- man Rep.	Kent Soc.
<b>SHEBOYGAN CO.—con.</b>									
Sheboygan Falls:									
1st ward	2	1			72	26	2	64	6
2nd ward	4				68	31	12	58	
Adell, vil.					26	18	2	24	
Cascade, vil.	2				30	2	1	26	
Cedar Grove, vil.					80	10	4	109	
Elkhart Lake, vil.	3				36	7	2	33	5
Glenbeulah, vil.	3				33	2	1	24	
Kohler, vil.					57	127	9	79	
Oostburg, vil.	1				24	17	6	129	
Random Lake, vil.	9				15	5	7	59	
Waldo	1				21	20	5	55	
Totals	253	10	10	15	4,538	1,497	650	3,636	329
<b>TAYLOR CO.</b>									
Aurora	1				22	2	2	22	
Browning		2			81	12	3	32	
Chelsea					84	8	12	42	
Cleveland	1	1			21	4	4	36	
Deer Creek	1				48	7	4	58	2
Ford	2				11	4	1	12	
Goodrich					24	5	5	26	
Greenwood	2				37		3	36	1
Grover					15	3	1	23	
Hammel	1				33	11	6	29	
Holway					44	16	5	48	
Jump River	1				24	1	3	52	
Little Black		1			136	14	20	63	
Maplehurst					17	6		22	
McKinley	1				15	12	3	58	
Medford	2				140	21	40	117	3
Molitor					11	8	11	14	
Pershing	2				22	5	5	18	
Rib Lake					34	6	4	47	
Roosevelt					10	3	4	37	
Taft					18	9	4	21	
Westboro	2				45	16	8	60	
Medford, city:									
1st ward	3				89	23	16	127	3
2nd ward					40	12	17	69	1
3rd ward	2				82	15	12	117	
Gilman, vil.				1	21	10	3	17	
Lublin, vil.					7	1	1	26	
Rib Lake, vil.	4		1	1	76	5	9	136	
Totals	25	4	1	2	1,207	239	206	1,365	10
<b>TREMPEALEAU CO.</b>									
Albion	1				67	7	5	13	1
Arcadia	6				179	13	24	56	
Blair, vil.					160	5	1	23	1
Burnside	2				25	2	6	10	
Caledonia	1			1	26	3	4	73	
Chimney Rock	3				69	2	2	13	2
Dodge					41	3	53	60	
Eleva, vil.	2				33	7	2	24	
Etrick	1		1		347	11	14	54	
Gale	1		1		152	9	19	95	
Galesville, vil.	2		1		110	22	10	212	
Hale	3		1		217	8	4	45	
Independence, vil.	12				52	5	10	63	
Lincoln					101	2		18	
Osseo, vil.	7				126	16	1	63	
Pigeon					339	2	3	16	
Preston	1				295	8	2	31	
Sumner	1	1			86	9	3	25	
Trempealeau			1		86	4	12	40	
Trempealeau, vil.	5				30	4	2	42	
Unity	4				134	3	6	23	1
Whitehall, vil.	5		1		253	6	4	97	
Arcadia, city:									
1st ward			1		40	6	7	26	

## VOTE FOR GOVERNOR—Continued

Counties, Towns, Cities, Villages and Election Precincts	Cady Dem.	Buck- nam Pro.	Emerson Pro.	Mc Eath- ron Pro.	Ekern Rep.	Perry Rep.	Smith Rep.	Zimmer- man Rep.	Kent Soc.
<b>TREMPEALEAU CO.—</b>									
con.									
2nd ward	9				67	3	12	31	
3rd ward	2				25	2	2	38	
Totals	68	1	6	1	3,060	162	208	1,191	5
<b>VERNON CO.</b>									
Bergen		1		1	68	1	1	14	
Christiana					212	4	1	22	
Clinton					149	7	7	36	
Coon		1			184	4	6	21	
Forest	1			3	42	6	5	85	
Franklin	1		1		219	9	3	68	
Genoa	2				73	3	5	50	
Greenwood	3				37	9	1	27	
Hamburg	3				65	3	5	32	
Harmony			1		90	4	3	44	
Hillsboro	5				7	9	8	37	
Jefferson	1			1	243	8	2	66	
Kickapoo				2	72	12	2	25	
Liberty	1				50		1	21	
Stark					52	4	3	48	
Sterling	1				128	7	6	67	
Union	3				21	4	5	47	
Viroqua					267	3	3	90	
Webster	5	1	1	1	71	14	7	89	
Wheatland					59	8	9	51	
Whitestown	2				63	4	5	36	
Viroqua, city:									
1st ward	3			1	158	5	3	186	
2nd ward	2				128	14	3	195	
3rd ward	1	1	1		121	12	9	175	1
Westby, city:									
1st ward	1				93		2	17	
2nd ward					98	2	3	46	
3rd ward	1				54	9	1	22	
Chaseburg, vil.				1	32	8	4	27	
Coon Valley, vil.	2		1	1	67		5	31	
De Soto, vil.					118	2	3	27	
Hillsboro, vil.					39	9	9	138	
La Farge, vil.	3	2			45	5	5	87	
Ontario, vil.	1				29	3	1	18	1
Readstown, vil.	1		2		36	2		37	
Stoddard, vil.	2				25	5	4	23	
Viola, vil.					24			20	
Totals	45	6	7	10	3,240	199	140	2,025	2
<b>VILAS CO.</b>									
Arbor Vitae									
1st prec.	1				9	2	2	41	
2nd prec.					7	1	1	36	
Cloverland	1				14	2	5	18	3
Conover					38	9	4	53	1
Eagle River	2	1			83	26	9	236	1
Farmington					19	1	2	33	
Flambeau									
1st prec.	2				72	2	2	49	
2nd prec.					1		24	30	1
Lincoln	2				27	11	1	112	
Phelps					52	20	9	253	1
Plum Lake					6	3		60	
Presque Isle	1				18	5	13	56	
State Line	2				7		2	30	
Washington									
1st prec.	1				9	2	1	20	
2nd prec.					8	2		19	1
Winchester					20	1	37	31	
Totals	12	1			390	87	112	1,077	8

VOTE FOR GOVERNOR—Continued

Counties, Towns, Cities, Villages and Election Precincts	Cady Dem.	Buck- nam Pro.	Emer- son Pro.	Mc Eath- ron Pro.	Ekern Rep.	Perry Rep.	Smith Rep.	Zimmer- man Rep.	Kent Soc.
<b>WALWORTH CO.</b>									
Bloomfield	3				21	4		56	
Darien	4				24	28	5	70	
Delavan					23	19	7	49	
East Troy	1	1	3		33	21		49	
Geneva	6				21	8	1	65	
La Fayette	2				42	13	2	60	
La Grange	4				28	12	2	70	
Linn	10				11	11		85	
Lyons	9				152	7	1	44	2
Richmond					26			37	
Sharon	4				19	5		42	
Spring Prairie	6				31	6	4	54	
Sugar Creek					31	3	1	82	
Troy	3	1			21	11	2	56	
Walworth		1			9	19		67	
Whitewater	1				43	8	1	28	
Delavan, city:									
1st ward	1		1	2	37	26	2	117	1
2nd ward	2				30	22	2	94	1
3rd ward	5				22	25	4	127	
Elkhorn, city:									
1st ward	6	1	2		51	15	5	80	1
2nd ward	6	1			54	16	3	159	
3rd ward	2	3	8		66	24	2	125	
Lake Geneva, city:									
1st ward	9		3		20	10	1	130	
2nd ward			3		22	7	3	82	
3rd ward	3		1		30	3	2	89	
Whitewater, city:									
1st ward	9				54	1	5	84	1
2nd ward	13		1		116	23	4	333	2
3rd ward	6		1		58	7	1	143	1
East Troy, vil.	7		1	1	78	30	1	87	
Fontana, on Geneva Lake	1				3	7		50	
Genoa, Jct., vil.	1		1		9	3	1	34	
Sharon, vil.			1		29	10	2	85	
Walworth, vil.	2	2	1		32	13		122	
Williams Bay, vil.					2	8		38	
Totals	126	10	26	3	1,248	425	64	2,893	9
<b>WASHBURN CO.</b>									
Barronett	2				31	8	4	36	
Bashaw		1	1		62	10	11	43	
Bass Lake					4	4	5	14	
Beaver Brook	1	1			26	8	6	54	1
Brooklyn					18	7	4	21	
Birchwood					15	13	3	20	
Casey					9	3	5	8	
Chicog					5	5	2	14	
Crystal					24	7	6	20	
Evergreen	2		1		21	9	9	50	3
Frog Creek					18	6	2	18	
Gull Lake					7	2	3	10	
Long Lake					50		4	15	
Madge	2				21	5	3	27	
Minong					14	1	7	19	
Sarona					22	10	3	31	
Spooner	1	1			21		6	61	
Spring Brook			1		47	8	8	63	
Stinnett					11	12	6	36	
Stone Lake					3	12	4	15	
Trego					43	6	5	43	1
Spooner, city:									
1st ward	1				69	3	3	73	1
2nd ward	1				80	3	1	70	
3rd ward	1		1		60	8	5	54	
4th ward					68	4	9	64	3
5th ward	1			2	33	2	3	32	
Birchwood, vil.	2			1	21	18	8	48	

## VOTE FOR GOVERNOR—Continued

Counties, Towns, Cities, Villages and Election Precincts	Cady Dem.	Buck- nam Pro.	Eme- rson Pro.	Mc Eath- ron Pro.	Ekern Rep.	Perry Rep.	Smith Rep.	Zimmer- man Rep.	Kent Soc.
<b>WASHBURN CO.—con.</b>									
Minong, vil. . . . .	1				27	2	9	40	
Shell Lake, vil. . . . .	1				100	23	22	157	1
Totals . . . . .	15	3	4	3	930	204	166	1,156	10
<b>WASHINGTON CO.</b>									
Addison . . . . .	15			1	66	22	20	106	
Barton . . . . .	10				37	7	6	48	
Erin . . . . .	20		1		35	2	3	22	
Farmington . . . . .	3				83	11	4	47	
Germantown . . . . .	19		1		62	17	5	81	
Hartford . . . . .	11				58	10	11	67	
Jackson . . . . .	12				61	9	9	64	
Kewaskum . . . . .	3				33	5	6	24	
Polk . . . . .	7		1		59	17	4	60	3
Richfield . . . . .	20				47	24	20	68	1
Trenton . . . . .	14		1		50	19	17	72	
Wayne . . . . .	8				61	10	14	57	
West Bend . . . . .	18				27	11	12	59	
Hartford, city:									
1st ward . . . . .	27				147	18	12	187	
2nd ward . . . . .	4		1		95	7	3	67	1
3rd ward . . . . .	10		1		78	11	5	57	1
4th ward . . . . .	11		1		71	9	4	84	1
West Bend, city:									
1st ward . . . . .	20	1	1	1	93	38	16	102	
2nd ward . . . . .	42	1			109	93	18	151	4
3rd ward . . . . .	19				90	68	20	89	2
Barton, vil. . . . .	26				26	10	8	35	
Jackson, vil. . . . .	3				16	3	4	24	
Kewaskum, vil. . . . .	9				70	13	10	54	
Slinger, vil. . . . .	17				101	3	15	48	
Totals . . . . .	342	2	7	2	1,575	437	246	1,673	13
<b>WAUKESHA CO.</b>									
Brookfield . . . . .	67		1		114	67	22	134	1
Delafield . . . . .	6				94	59	33	196	
Eagle . . . . .	14	1			21	8	3	47	
Genesee . . . . .	9		1		61	47	8	208	1
Lisbon . . . . .	12		1		64	20	9	143	1
Menomonee . . . . .	7		1		87	13	24	94	4
Merton . . . . .	17				50	21	14	74	
Mukwonago . . . . .	5				16	5	1	62	1
Muskego . . . . .	2		2		44	6	25	168	
New Berlin . . . . .	14				71	29	15	86	2
Oconomowoc . . . . .	18				81	16	56	112	7
Ottawa . . . . .	8				21	15	1	84	
Pewaukee . . . . .	15	1	1	1	76	29	16	220	
Summit . . . . .	22				37	21	6	94	4
Vernon . . . . .			1		43	29	3	147	
Waukesha . . . . .	7				50	33	8	158	
Oconomowoc, city:									
1st prec. . . . .	16				71	11	6	96	1
2nd prec. . . . .	25	2	2		87	34	12	142	14
Waukesha, city:									
1st ward . . . . .	21	2			178	73	30	420	1
2nd ward . . . . .	39	1			282	43	15	279	5
3rd ward . . . . .	9			2	147	33	25	134	2
4th ward . . . . .	21	2			263	114	36	448	2
5th ward . . . . .	10	1	2		180	76	11	395	1
6th ward . . . . .	27			1	162	94	24	362	2
Dousman, vil. . . . .	4				18	4	2	58	
Eagle, vil. . . . .	35				23	5	2	43	
Hartland, vil. . . . .	15				27	21	9	81	1
Menomonee Falls, vil. . . . .	5	1	1		96	15	12	103	2
Merton, vil. . . . .					25	2	1	24	
Mukwonago, vil. . . . .	6				24	21	4	76	
New Butler, vil. . . . .	4	1			49	3	17	44	1
North Prairie, vil. . . . .	2	1			18	8	4	46	
Pewaukee, vil. . . . .	24			1	47	26	10	154	

VOTE FOR GOVERNOR—Continued

Counties, Towns, Cities, Villages and Election Precincts	Cady Dem.	Buck- nam Pro.	Emer- son Pro.	Mc Eath- ron Pro.	Ekern Rep.	Perry Rep.	Smith Rep.	Zimmer- man Rep.	Kent Soc.
<b>WAUKESHA CO.—con.</b>									
Sussex, vil.	5				35	31	3	69	1
Wales, vil.					7	13	1	35	
Totals	491	13	14	5	2,669	1,045	468	5,086	54
<b>WAUPACA CO.</b>									
Bear Creek	2			1	69	18	4	126	
Caledonia			1	1	49	12	5	23	
Dayton			3		8	23	1	128	
Dupont			1		152	4	5	45	1
Farmington									
1st prec.		1			44	26	9	118	2
2nd prec.	12				40	33	4	118	2
Fremont					27	14	4	19	
Harrison	3				97	6	5	41	1
Helvetia	1		1		37	10	6	73	
Iola	1				98	8	6	50	
Larrabee			1		214	8	7	90	
Lebanon	5				66	21	17	61	
Lind	5				28	20	3	91	1
Little Wolf	2				37	25	6	108	
Matteson			1		57	17	4	50	
Mukwa	2				31	24	4	49	
Royalton					30	9	7	77	1
Scandinavia	1				74	10	4	107	
St. Lawrence					67	13	10	110	
Union	2				58	32	3	113	
Waupaca	1				34	21	10	114	2
Weyauwega	1		1		25	17	3	40	1
Wyoming					37	4	4	35	
Clintonville, city:									
1st ward	2		1		54	4	5	134	1
2nd ward			1		76	7		69	
3rd ward	1				69	6	3	114	
4th ward	3				110	20	6	301	
New London, city:									
1st ward	3				55	25	8	125	
2nd ward	2				13	4	9	43	
4th ward	3		1		81	20	17	178	
5th ward	5				15	7	5	49	
Waupaca, city:									
1st ward		1			53	61	13	145	
2nd ward	2				33	61	9	183	
3rd ward			2		28	32	7	129	3
4th ward					42	46	7	192	
Big Falls					38	4		21	1
Embarrass, vil.					31	2	1	32	
Fremont, vil.					16	7	6	23	
Iola, vil.	4				137	11	6	127	6
Manawa, vil.	2				34	31	12	140	
Marion, vil.	3		1		79	17	11	124	
Ogdensburg, vil.					5	7	4	55	
Royalton, vil.					23	30	9	42	
Scandinavia, vil.					57	7	1	74	
Weyauwega, vil.	2				26	23	4	158	
Totals	70	2	15	2	2,454	807	274	4,239	22
<b>WAUSHARA CO.</b>									
Aurora	1				33	17	3	74	
Bloomfield	1				53	3	4	80	
Coloma	3			1	42	3	3	108	1
Dakota	2				76	5		45	
Deerfield		1			38	2	5	51	1
Hancock		1			26	5	4	52	
Leon					38	10	1	80	
Marion			2		56	11	3	110	
Mt. Morris					86	10	1	75	
Oasis	2				46	3		18	
Plainfield					57	4	2	28	
Poysippi	10				53	13	6	116	
Richford					82	6	1	29	1
Rose	1				58	12	3	95	

## VOTE FOR GOVERNOR—Continued

Counties, Towns, Cities, Villages and Election Precincts	Cady Dem.	Buck- nam Pro.	Emer- son Pro.	Mc Eath- ron Pro.	Ekern Rep.	Perry Rep.	Smith Rep.	Zimmer- man Rep.	Kent Soc.
<b>WAUSHARA CO.—con.</b>									
Saxeville.....					30	4	6	61	
Springwater.....					29	11	4	86	
Warren.....	1				73	19	2	40	
Wautoma.....					69	5		108	
Berlin, city:									
2nd ward, 2nd prec.								3	
Hancock, vil.....	1				49	7	2	92	
Lohrville, vil.....			1		39	5		6	2
Plainfield, vil.....					80	9	4	52	
Redgranite, vil.....	3			1	111	19	2	103	5
Wautoma, vil.....					175	20	5	299	
Wild Rose, vil.....	3				36	4	2	153	1
Totals.....	27	4	1	2	1,435	207	63	1,964	11
<b>WINNEBAGO CO.</b>									
Algoma.....	1				64	122	8	85	
Black Wolf.....	2				39	24	9	47	
Clayton.....					49	29	2	110	
Menasha.....	6	1			31	17	3	45	
Neenah.....	2				29	19	4	34	
Nekimi.....	1				60	41	12	75	
Nepeskum.....	1				25	34	2	84	
Omro.....	1				37	71	1	92	
Oshkosh.....	5			1	67	68	17	145	
Poygan.....	3				21	48	10	40	
Rushford.....	6	1			44	83	6	127	
Utica.....					29	74	10	73	
Vinland.....	1	1	1		44	43	12	95	
Winchester.....					116	19	2	34	
Winneconne.....	2				16	46	2	53	
Wolf River.....	2				87	13	1	40	1
Menasha, city:									
1st ward.....	17				72	34	17	110	
2nd ward.....	42				101	15	23	95	
3rd ward.....	13				91	37	10	121	
4th ward.....	27	1			57	6	28	46	1
5th ward.....	23				99	23	32	73	1
Neenah, city:									
1st ward.....	7				163	91	13	290	2
2nd ward.....	5		1	3	105	48	11	230	
3rd ward.....	5	1			88	25	21	159	
4th ward.....	1			1	78	11	5	73	2
5th ward.....	6	1			33	38	11	180	
Oshkosh, city:									
1st ward.....			1		93	118	11	83	
2nd ward.....	13	1	1		217	143	27	138	1
3rd ward.....	5		1		151	52	26	90	
4th ward.....	8	4		1	113	196	24	99	1
5th ward.....	7	3	2	1	135	345	19	171	1
6th ward.....	2	1	2	3	219	24	28	32	1
7th ward.....	6		2		54	262	7	86	
8th ward.....	8	1	1	1	151	102	17	77	1
9th ward.....	6	3		2	251	95	45	151	2
10th ward.....	9	2		1	137	212	31	190	
11th ward.....	9	1	1	1	131	200	12	96	2
12th ward.....	8	4	2	2	87	142	20	111	
13th ward.....	10	8	5	3	153	56	24	59	3
14th ward.....	4		2	1	112	54	12	78	1
15th ward.....					48	114	15	98	
16th ward.....	7		4	1	58	18	11	51	
Omro, vil.....	6	1	1		52	160	9	95	
Winneconne, vil.....	1				62	69	9	83	
Totals.....	288	35	27	22	3,879	3,441	619	4,344	20
<b>WOOD CO.</b>									
Arpin.....	1		1		96	9	4	132	3
Auburndale.....	1				97	12	3	50	
Cameron.....					21	6	3	12	
Cary.....					15	9	3	29	
Cranmoor.....					12	1	1	22	
Dexter.....	1				10	6	1	21	
Grand Rapids.....	1	1			90	14	21	39	

VOTE FOR GOVERNOR—Continued

Counties, Towns, Cities, Villages and Election Precincts	Cady Dem.	Buck- nam Pro.	Emer- son Pro.	Mc Eath- ror Pro.	Ekern Rep.	Perry Rep.	Smith Rep.	Zimmer- man Rep.	Kent Soc.
WOOD CO.—con.									
Hansen					100	13	9	89	-----
Hiles	1				9	5		10	-----
Lincoln	1				51	21	23	109	-----
Marshfield	2				79	7	6	45	-----
Milladore	1				59	14	6	137	-----
Port Edwards	1				39	8	1	17	1
Remington					29	4	1	22	-----
Richfield					46	20	5	96	-----
Rock					38	12	7	91	1
Rudolph	2	1		1	107	10	10	64	1
Saratoga					51	8	6	41	1
Seneca	1				39	8	4	18	-----
Sherry					53	8	4	81	-----
Sigel	3	1	1	2	103	16	10	93	1
Wood	1	1			15	3	4	48	2
Marshfield, city:									
1st ward	1			1	195	23	55	81	-----
2nd ward	2				70	15	23	53	1
3rd ward	1				156	35	37	156	3
4th ward	2	1			177	42	42	209	-----
5th ward	2	1	1		96	33	24	157	1
6th ward	1				134	16	27	97	1
Pittsville, city:									
1st ward					12	12		25	-----
2nd ward					6		1	13	-----
3rd ward					6	3	2	15	-----
Wisconsin Rapids, city:									
1st ward	1				103	21	31	61	-----
2nd ward	3				187	40	34	113	-----
3rd ward	5	1			116	38	23	116	-----
4th ward	1	1		1	167	9	25	82	1
5th ward	2				166	8	17	60	1
6th ward	2				144	13	13	63	3
7th ward	2				104	25	10	56	3
8th ward	6				92	17	8	75	2
Auburndale, vil.					25	6	7	49	-----
Biron, vil.	5				36	6	1	32	-----
Port Edwards, vil.	1				61	15	10	60	-----
Nekoosa, city:									
1st ward	1				34	2	3	37	-----
2nd ward	3				41	16	8	55	-----
3rd ward	1	1			35	4	6	37	-----
4th ward		2			41	9	5	30	1
Totals	59	118	3	5	3,363	622	544	3,003	27

**SUMMARY OF VOTE FOR GOVERNOR**  
**Primary, September 7, 1926**

	Democrat	Prohibition			Republican				Socialist
		Cady	Bucknam	Emerson	McEathron	Ekern	Perry	Smith	
Adams-----	20	0	1	4	659	116	26	560	4
Ashland-----	56	2	5	2	2,074	444	1,328	1,204	14
Barron-----	80	9	10	19	2,160	353	102	2,585	20
Bayfield-----	24	5	5	2	1,181	152	240	1,278	9
Brown-----	1,470	7	8	2	3,611	977	487	3,935	35
Buffalo-----	27	1	3	0	1,000	179	66	1,050	1
Burnett-----	13	5	0	0	761	142	118	701	5
Calumet-----	241	0	2	1	628	47	124	475	7
Chippewa-----	23	5	2	4	3,189	350	278	4,093	8
Clark-----	45	14	6	4	1,784	329	337	3,096	17
Columbia-----	160	4	4	4	2,692	553	184	3,910	13
Crawford-----	179	5	7	3	1,578	279	153	1,257	3
Dane-----	255	22	17	12	12,596	700	388	9,112	37
Dodge-----	801	3	6	7	3,481	462	477	4,916	53
Door-----	23	9	5	2	992	302	86	1,284	4
Douglas-----	65	12	13	10	3,898	476	964	4,628	12
Dunn-----	20	5	4	2	2,236	460	213	2,603	8
Eau Claire-----	40	3	14	1	3,445	700	209	3,529	10
Florence-----	4	1	0	3	230	112	39	620	3
Fond du Lac-----	472	10	11	10	3,370	958	574	5,726	10
Forest-----	43	6	6	0	1,042	103	65	1,105	6
Grant-----	271	11	9	2	2,939	480	129	3,988	5
Green-----	40	8	2	0	1,543	355	113	2,150	5
Green Lake-----	141	2	2	1	1,083	301	104	1,671	5
Iowa-----	65	4	15	1	1,982	226	78	2,098	4
Iron-----	12	3	3	0	675	122	533	806	6
Jackson-----	27	6	0	2	1,775	320	48	1,206	7
Jefferson-----	380	4	9	0	2,392	330	457	4,198	7
Juneau-----	52	1	2	2	1,934	309	315	1,935	6
Kenosha-----	818	9	11	17	2,515	278	286	5,843	56
Kewaunee-----	88	2	2	1	812	126	150	722	2
La Crosse-----	400	11	9	10	4,876	206	828	4,046	16
Lafayette-----	275	6	6	0	1,934	189	270	2,489	1
Langlade-----	277	35	6	13	1,214	330	411	1,332	7
Lincoln-----	80	5	10	3	2,013	630	380	1,226	9
Manitowoc-----	517	18	2	2	3,340	794	821	3,693	41
Marathon-----	105	16	21	11	4,572	726	752	5,547	63
Marquette-----	82	3	12	4	1,882	800	425	4,015	14
Marquette-----	106	0	0	0	398	137	48	730	0
Milwaukee-----	4,080	59	78	37	19,416	8,449	3,652	26,518	9,921
Monroe-----	67	25	15	2	3,427	308	279	2,272	11
Oconto-----	133	0	3	4	2,357	1,222	220	1,967	9
Oneida-----	117	1	3	0	1,072	249	130	1,305	21
Outagamie-----	125	11	6	6	3,993	360	870	5,005	19
Ozaukee-----	394	1	5	0	823	424	141	728	12
Pepin-----	21	2	2	0	347	560	122	577	3
Pierce-----	30	2	6	5	1,959	409	111	2,879	9
Polk-----	30	4	8	6	1,693	252	61	1,254	14
Portage-----	688	2	6	6	2,737	287	211	1,930	15
Price-----	36	2	6	1	1,043	267	385	1,675	21
Racine-----	419	7	13	12	4,153	797	833	9,646	115
Richland-----	120	5	0	4	1,139	199	86	2,453	4
Rock-----	108	4	14	12	4,866	919	380	7,591	20
Rusk-----	46	0	9	12	769	675	140	1,569	19
St. Croix-----	52	6	8	3	2,162	1,075	146	2,599	15
Sauk-----	196	28	13	4	3,167	488	163	3,565	12
Sawyer-----	19	2	4	0	536	374	146	806	6
Shawano-----	59	11	6	0	2,119	317	296	2,243	8
Sheboygan-----	253	10	10	15	4,538	1,497	650	3,636	329
Taylor-----	25	4	1	2	1,207	239	206	1,365	10
Trempealeau-----	68	1	6	1	3,060	162	208	1,191	5
Vernon-----	45	6	7	10	3,240	199	140	2,025	2
Vilas-----	12	1	0	0	390	87	112	1,077	8
Walworth-----	126	10	26	3	1,248	425	64	2,893	9
Washburn-----	15	4	4	3	930	204	166	1,156	10
Washington-----	342	2	7	2	1,575	437	246	1,673	13
Waukesha-----	491	13	14	5	2,669	1,045	468	5,036	54
Waupaca-----	70	2	15	2	2,454	807	274	4,239	22
Waushara-----	27	4	1	2	1,435	207	63	1,964	11
Winnebago-----	288	34	27	22	3,879	3,441	619	4,344	20
Wood-----	59	11	3	5	3,363	622	544	3,003	27
Total-----	16,358	546	576	347	178,252	41,856	25,188	215,546	11,307



**SUMMARY OF VOTE FOR LIEUTENANT-GOVERNOR**  
**Primary, September 7, 1926**

	Democrat	Prohibition	Republican			Socialist
	Even-son	Tubbs	Hansen	Huber	Tittemore	Gilles
Adams.....	21	5	238	697	329	4
Ashland.....	56	10	822	2,527	916	13
Barron.....	83	34	1,418	1,658	1,443	23
Bayfield.....	22	12	622	1,151	740	7
Brown.....	1,422	12	2,016	3,495	2,310	35
Buffalo.....	28	4	261	1,287	522	1
Burnett.....	16	5	316	359	379	5
Calumet.....	241	4	126	715	333	6
Chippewa.....	28	9	2,330	3,450	1,445	10
Clark.....	47	21	1,821	2,191	1,072	17
Columbia.....	156	7	1,367	2,821	2,135	2
Crawford.....	180	13	741	1,284	876	2
Dane.....	248	45	6,432	12,221	2,662	25
Dodge.....	779	20	1,846	3,711	2,413	53
Door.....	20	11	632	1,056	723	3
Douglas.....	71	38	2,979	3,321	1,599	13
Dunn.....	19	11	1,626	2,221	1,076	9
Eau Claire.....	32	16	1,667	3,344	1,958	7
Florence.....	15	2	426	253	237	2
Fond du Lac.....	482	28	1,074	4,469	3,278	10
Forest.....	42	10	367	1,078	689	5
Grant.....	272	24	1,170	3,540	1,586	6
Green.....	38	16	1,049	1,725	690	5
Green Lake.....	146	8	614	1,020	1,036	5
Iowa.....	68	21	636	2,381	773	5
Iron.....	10	4	476	373	342	5
Jackson.....	27	7	674	1,437	735	6
Jefferson.....	366	15	996	3,667	1,646	8
Juneau.....	48	8	1,076	1,840	1,058	6
Kenosha.....	814	27	2,348	3,720	1,642	50
Kewaunee.....	89	5	274	714	539	2
La Crosse.....	396	29	1,901	5,285	1,304	15
Lafayette.....	271	10	1,082	2,485	653	3
Langlade.....	276	52	546	1,261	1,031	7
Lincoln.....	80	23	516	2,063	1,327	7
Manitowoc.....	501	16	1,473	3,425	3,005	41
Marathon.....	126	40	2,081	5,949	3,455	60
Marinette.....	88	21	2,273	1,921	2,087	18
Marquette.....	93	0	280	454	461	0
Milwaukee.....	3,892	169	11,113	24,575	15,504	9,731
Monroe.....	52	46	713	3,668	1,349	12
Oconto.....	128	9	1,220	2,219	1,850	8
Oneida.....	115	2	420	1,287	602	20
Outagamie.....	122	20	2,308	4,342	2,540	19
Ozaukee.....	369	2	251	894	663	12
Pepin.....	20	2	178	485	700	3
Pierce.....	29	12	1,790	1,712	1,177	9
Polk.....	35	20	780	1,495	737	13
Portage.....	680	9	786	2,809	936	18
Price.....	30	6	566	1,715	656	12
Racine.....	415	29	3,122	6,591	2,817	110
Richland.....	121	10	823	1,487	852	3
Rock.....	108	33	3,312	4,911	2,810	21
Rusk.....	48	14	594	1,284	895	17
St. Croix.....	55	14	2,125	1,965	1,266	14
Sauk.....	191	41	1,968	3,596	1,103	12
Sawyer.....	17	4	337	840	425	5
Shawano.....	60	15	1,119	2,544	977	7
Sheboygan.....	252	40	1,792	4,695	2,862	313
Taylor.....	26	7	595	1,364	762	12
Trempealeau.....	68	8	757	2,439	708	3
Vernon.....	42	16	752	2,893	1,234	2
Vilas.....	12	1	457	595	333	6
Walworth.....	127	38	654	2,391	982	9
Washington.....	15	12	399	1,340	493	11
Waushara.....	341	10	312	2,272	944	15
Waukesha.....	489	28	2,116	3,793	1,868	50
Waupaca.....	73	19	1,556	3,128	1,984	21
Waushara.....	31	5	931	1,359	854	10
Winnebago.....	289	47	1,950	4,175	4,407	20
Wood.....	65	17	1,491	3,582	1,407	29
Total.....	16,024	1,348	95,885	200,514	106,807	11,054

**SUMMARY OF VOTE FOR SECRETARY OF STATE**  
**Primary, September 7, 1926**

	Democrat	Prohibition	Republican				Socialist
	Wolfe	Miller	Bell	Bowen	Dammann	O'Rourke	Eaglehill
Adams.....	22	5	202	184	642	202	4
Ashland.....	52	10	699	762	2,099	612	14
Barron.....	83	34	736	1,426	1,497	755	16
Bayfield.....	23	14	641	308	964	555	9
Brown.....	1,391	11	1,322	1,740	3,326	1,174	33
Buffalo.....	26	7	267	498	930	299	1
Burnett.....	15	6	250	298	793	181	5
Calumet.....	245	3	135	79	791	133	7
Chippewa.....	27	8	1,262	1,970	2,541	1,313	8
Clark.....	49	24	752	1,698	2,236	401	17
Columbia.....	154	9	1,733	1,373	2,082	731	9
Crawford.....	180	10	797	709	981	379	2
Dane.....	243	45	5,600	1,921	9,477	2,324	24
Dodge.....	774	16	2,391	928	3,478	1,376	53
Door.....	25	11	342	297	1,176	470	4
Douglas.....	72	32	1,890	1,570	3,173	1,454	12
Dunn.....	19	13	1,290	1,103	2,014	380	10
Eau Claire.....	53	19	1,905	2,311	2,183	594	8
Florence.....	3	2	203	403	194	119	3
Fond du Lac.....	475	24	2,451	1,253	3,131	1,641	10
Forest.....	42	9	368	350	886	510	5
Grant.....	270	21	1,127	1,304	2,443	675	5
Green.....	40	18	892	978	1,217	305	5
Green Lake.....	142	8	1,062	330	803	304	5
Iowa.....	65	20	571	1,234	1,757	294	3
Iron.....	6	5	303	249	608	504	5
Jackson.....	27	7	370	1,306	1,120	160	5
Jefferson.....	375	17	1,521	929	2,559	1,255	4
Juneau.....	45	5	683	879	1,882	566	7
Kenosha.....	814	26	1,925	1,624	2,524	1,575	52
Kewaunee.....	92	5	184	184	958	200	2
La Crosse.....	423	26	2,425	1,236	4,305	984	12
Lafayette.....	253	12	1,184	615	1,819	604	3
Langlade.....	275	52	555	441	1,382	406	7
Lincoln.....	77	22	1,020	872	1,639	371	7
Manitowoc.....	518	20	1,096	1,024	4,304	1,229	31
Marathon.....	117	43	2,055	2,071	5,138	1,190	62
Marquette.....	89	21	885	2,203	2,098	918	16
Marquette.....	94	0	227	348	393	179	0
Milwaukee.....	3,926	150	12,298	5,010	27,554	7,965	9,697
Monroe.....	52	45	507	1,657	3,155	385	12
Oconto.....	124	10	767	1,659	2,191	614	7
Oneida.....	109	5	614	377	929	327	21
Outagamie.....	121	22	1,372	1,198	4,752	1,453	22
Ozaukee.....	377	5	260	343	985	211	10
Pepin.....	20	0	246	587	294	184	3
Pierce.....	30	10	1,165	1,210	1,495	662	10
Polk.....	23	20	820	664	1,247	193	12
Portage.....	693	13	1,084	738	2,007	589	11
Priec.....	35	6	667	507	1,070	631	16
Racine.....	396	31	4,180	1,631	4,506	2,237	106
Richland.....	120	10	712	1,344	905	254	3
Rock.....	101	29	2,953	2,779	3,501	1,428	23
Rusk.....	49	17	513	1,008	777	465	19
St. Croix.....	52	10	1,743	1,262	1,574	843	16
Sauk.....	189	34	943	1,954	3,117	528	10
Sawyer.....	20	4	303	348	490	368	5
Shawano.....	58	19	588	730	2,583	676	8
Sheboygan.....	251	40	1,906	2,051	4,080	1,073	320
Taylor.....	25	7	799	511	1,120	230	9
Trempealeau.....	76	7	512	864	2,124	297	4
Vernon.....	41	13	1,052	1,047	2,354	276	2
Vilas.....	13	1	236	195	476	376	8
Walworth.....	122	33	943	1,190	1,103	793	9
Washburn.....	16	8	370	351	1,070	314	9
Washington.....	342	11	830	628	1,714	290	13
Waukesha.....	484	28	2,676	1,646	2,568	1,113	48
Waupaca.....	70	24	1,331	1,878	2,758	575	20
Waushara.....	27	5	1,160	722	1,063	371	10
Winnebago.....	277	52	2,211	3,163	3,305	1,167	17
Wood.....	61	15	974	1,735	2,998	768	25
<b>Total.....</b>	<b>15,961</b>	<b>1,329</b>	<b>90,126</b>	<b>80,995</b>	<b>171,398</b>	<b>54,723</b>	<b>10,990</b>

SUMMARY OF VOTE FOR STATE TREASURER  
 Primary, September 7, 1926

	Democrat	Prohibition	Republican			Socialist
	Grutza	Robinson	Ballard	Henze	Levitan	Burow
Adams	21	5	171	160	936	4
Ashland	53	9	688	582	3,085	14
Barron	76	34	663	943	3,054	17
Bayfield	21	12	432	255	1,910	7
Brown	1,395	15	1,112	1,152	5,722	31
Buffalo	25	4	152	454	1,458	1
Burnett	15	6	163	350	1,150	5
Calumet	235	4	119	157	932	5
Chippewa	25	9	1,056	1,654	4,551	9
Clark	49	23	1,437	866	2,858	19
Columbia	151	8	1,319	910	4,323	7
Crawford	183	13	641	460	1,832	3
Dane	226	44	5,585	1,593	14,330	27
Dodge	770	17	1,598	1,431	5,155	52
Door	27	12	504	318	1,606	3
Douglas	64	33	1,553	981	6,340	12
Dunn	17	13	975	1,069	2,889	7
Eau Claire	30	18	1,515	1,245	4,196	8
Florence	4	1	107	464	356	2
Fond du Lac	469	27	1,995	1,364	5,560	10
Forest	39	10	270	426	1,434	9
Grant	255	20	1,403	964	4,251	3
Green	41	17	854	442	2,639	4
Green Lake	151	8	646	355	1,673	6
Iowa	61	18	771	438	2,813	2
Iron	10	6	375	325	1,065	4
Jackson	32	7	599	442	1,947	7
Jefferson	363	12	981	1,637	3,909	7
Juneau	45	8	839	644	2,626	7
Kenosha	798	32	1,959	1,445	4,410	48
Kewaunee	95	5	289	211	1,156	2
La Crosse	390	27	1,990	1,028	6,307	15
Lafayette	246	12	998	508	2,877	7
Langlade	266	54	493	428	1,998	3
Lincoln	74	22	568	904	2,420	8
Manitowoc	526	16	1,048	1,654	5,290	39
Marathon	123	37	2,203	1,849	6,495	62
Marinette	87	19	1,219	2,184	2,951	16
Marquette	93	0	284	170	710	0
Milwaukee	4,130	157	9,889	9,023	32,767	9,663
Monroe	63	47	628	1,054	4,046	11
Oconto	129	7	875	1,435	3,080	6
Oneida	114	3	409	429	1,514	20
Outagamie	122	18	3,170	1,184	5,329	16
Ozaukee	363	3	115	1,090	813	10
Pepin	20	4	192	554	590	3
Pierce	28	11	1,059	655	2,871	9
Polk	33	21	451	420	2,211	13
Portage	724	13	698	771	3,084	19
Price	33	6	524	579	1,939	16
Racine	395	30	2,367	2,462	8,275	109
Richland	120	10	846	522	1,904	3
Rock	109	27	2,930	1,418	7,235	19
Rusk	47	17	426	1,046	1,369	15
St. Croix	54	14	628	1,707	3,003	14
Sauk	168	35	1,808	653	4,353	11
Sawyer	18	6	227	498	871	5
Shawano	58	17	905	786	2,939	6
Sheboygan	241	41	1,059	2,477	6,023	307
Taylor	36	4	401	478	1,864	10
Trempealeau	70	7	530	645	2,821	5
Vernon	44	20	810	717	3,535	2
Vilas	12	1	428	166	815	8
Walworth	117	33	719	909	2,577	9
Washburn	14	10	354	304	1,552	8
Washington	337	10	326	1,006	2,225	11
Waukesha	468	28	1,707	1,893	4,569	47
Waupaca	64	16	1,420	1,167	4,243	21
Waushara	30	8	685	433	2,024	10
Winnebago	271	53	2,318	2,024	5,130	15
Wood	60	14	1,086	1,163	4,473	25
Total	16,043	1,328	79,574	72,135	259,757	10,938

**SUMMARY OF VOTE FOR ATTORNEY-GENERAL**  
**Primary, September 7, 1926**

	Democrat	Prohibition	Republican			Socialist
	Gardner	Hawley	Reynolds	Sheldon	Twesme	B. W. Reynolds
Adams	20	4	713	217	247	4
Ashland	48	11	2,473	807	619	12
Barron	79	34	1,706	877	1,508	20
Bayfield	20	9	1,333	504	537	7
Brown	1,349	11	6,350	974	930	34
Buffalo	23	5	780	456	596	1
Burnett	14	4	774	486	224	5
Calumet	240	2	659	300	125	5
Chippewa	18	10	3,275	1,067	2,210	8
Clark	46	22	2,359	1,458	1,015	18
Columbia	148	7	3,086	1,540	1,205	11
Crawford	182	11	1,447	687	560	2
Dane	245	36	12,278	4,308	2,765	30
Dodge	760	15	4,094	1,871	1,431	52
Door	23	10	2,073	270	209	3
Douglas	71	29	4,264	1,881	1,591	10
Dunn	17	10	2,112	887	1,531	10
Eau Claire	28	14	2,378	1,846	2,037	7
Florence	5	1	292	214	405	1
Fond du Lac	470	23	3,510	2,655	1,708	10
Forest	41	10	1,045	415	605	8
Grant	301	22	2,931	1,790	918	5
Green	38	15	1,820	835	479	4
Green Lake	149	7	1,366	683	285	4
Iowa	63	20	2,021	1,026	501	3
Iron	9	2	964	455	197	4
Jackson	27	7	1,131	768	907	7
Jefferson	364	17	2,536	2,246	1,110	5
Juneau	46	5	1,862	1,056	912	7
Kenosha	798	21	3,355	2,221	1,755	52
Kewaunee	86	8	1,166	167	235	2
La Crosse	410	24	4,043	1,237	3,645	12
Lafayette	261	9	2,005	1,489	502	4
Langlade	264	50	1,454	871	457	8
Lincoln	77	20	1,323	2,288	370	6
Manitowoc	498	20	4,360	1,790	1,168	38
Marathon	116	40	5,749	2,641	1,471	66
Marquette	93	15	2,522	1,360	2,067	16
Marquette	91	0	486	329	269	0
Milwaukee	3,877	154	30,583	10,791	7,281	9,736
Monroe	64	44	2,359	1,374	1,153	13
Oconto	128	6	3,087	729	1,509	4
Oneida	113	3	974	1,088	165	19
Outagamie	113	17	5,326	1,867	1,407	17
Ozaukee	354	4	867	474	337	10
Pepin	18	4	344	358	538	3
Pierce	29	11	1,617	930	1,640	9
Polk	30	18	1,404	662	757	13
Portage	679	13	2,361	1,278	571	15
Price	32	5	1,077	1,270	443	13
Racine	390	26	6,434	3,428	1,560	116
Richland	120	13	1,270	959	653	4
Rock	109	29	4,657	2,633	2,563	17
Rusk	47	14	769	1,095	835	18
St. Croix	53	13	2,270	824	899	14
Sauk	171	32	3,592	1,942	666	10
Sawyer	16	4	592	503	339	4
Shawano	60	17	2,981	788	664	5
Shoebogyan	238	34	4,542	2,123	1,956	319
Taylor	24	6	1,313	710	553	11
Trempealeau	68	8	1,443	843	1,833	4
Vernon	42	15	2,283	1,014	1,265	3
Vilas	15	1	699	361	139	7
Walworth	125	33	1,598	1,458	706	9
Washburn	14	6	1,013	675	342	10
Washington	334	8	1,607	966	553	14
Waukesha	468	26	3,703	2,352	1,342	48
Waupaca	66	17	2,807	2,329	1,061	21
Waushara	29	7	1,560	771	584	9
Winnebago	281	47	3,795	1,952	3,164	21
Wood	57	15	3,820	1,178	1,030	25
Total	15,702	1,235	201,342	96,697	77,814	11,042

SUMMARY OF VOTE FOR UNITED STATES SENATOR  
Primary, September 7, 1926

	Democrat	Prohibition		Republican			Socialist
	Kearney	Sanford	Taynton	Blaine	Kelly	Lenroot	Krzycki
Adams	19	3	2	723	72	583	3
Ashland	53	5	8	3,069	156	1,923	11
Barron	75	14	16	2,351	228	2,691	18
Bayfield	23	1	7	1,592	94	1,307	7
Brown	1,448	5	9	4,634	332	4,353	33
Buffalo	29	2	1	1,259	108	952	1
Burnett	13	2	3	972	99	687	3
Calumet	240	2	1	887	83	299	6
Chippewa	26	4	3	4,077	407	3,545	9
Clark	45	18	6	2,554	372	2,668	16
Columbia	158	9	3	3,299	294	3,767	7
Crawford	176	10	5	1,746	257	1,340	3
Dane	131	18	18	12,256	519	10,445	24
Dodge	787	12	4	5,450	468	3,394	50
Door	19	6	6	1,472	124	1,241	4
Douglas	66	16	16	4,977	213	5,635	9
Dunn	19	6	5	2,513	225	2,851	6
Eau Claire	32	6	10	3,956	271	3,761	7
Florence	5	0	2	329	47	630	4
Fond du Lac	485	16	11	4,690	470	5,404	9
Forest	36	9	1	1,198	89	1,032	6
Grant	257	12	11	3,518	419	3,667	4
Green	34	11	1	1,981	157	259	3
Green Lake	142	2	6	1,495	156	1,527	4
Iowa	64	9	12	2,091	241	2,060	3
Iron	9	3	2	1,274	105	798	5
Jackson	27	3	1	1,971	170	1,275	6
Jefferson	366	5	9	3,804	418	3,075	5
Juneau	45	5	3	2,480	277	1,823	5
Kenosha	854	9	22	3,817	713	4,602	52
Kewaunee	88	2	3	1,139	87	655	2
La Crosse	394	16	14	5,373	229	4,476	17
Lafayette	259	3	4	2,515	262	2,114	2
Langlade	267	27	22	1,784	125	1,480	7
Lincoln	78	12	8	2,594	289	1,418	7
Manitowoc	516	8	8	5,106	707	3,169	38
Marathon	112	26	17	6,653	852	4,291	61
Marinette	87	12	10	2,889	288	4,233	15
Marquette	94	0	0	560	52	71	0
Milwaukee	4,059	86	64	30,280	4,545	22,781	9,533
Monroe	54	31	14	3,903	247	2,206	11
Oconto	123	0	4	2,911	261	2,715	5
Oneida	114	1	1	1,439	194	1,192	20
Outagamie	116	10	7	5,750	449	4,054	17
Ozaukee	376	1	3	1,311	269	533	12
Pepin	20	0	2	536	94	1,050	3
Pierce	26	4	6	2,377	110	3,158	9
Polk	27	15	3	1,716	127	1,494	13
Portage	638	4	6	2,685	254	2,219	14
Price	31	6	2	1,678	261	1,528	18
Racine	502	13	10	6,485	928	8,094	110
Richland	119	7	3	1,237	216	2,378	13
Rock	99	17	7	5,707	275	8,371	39
Rusk	43	5	12	1,214	264	1,685	17
St. Croix	53	5	3	2,822	282	3,018	13
Sauk	173	10	22	3,806	346	3,281	10
Sawyer	18	3	1	782	146	1,021	2
Shawano	53	8	10	3,163	239	1,617	9
Sheboygan	241	10	26	6,388	491	3,540	311
Taylor	26	5	1	1,723	162	1,176	12
Trempealeau	63	3	4	2,544	203	1,733	3
Vernon	40	12	6	2,947	212	2,383	1
Vilas	12	0	0	824	82	802	8
Walworth	124	14	19	1,528	210	2,823	11
Washburn	10	5	2	1,162	134	1,209	8
Washington	326	4	6	2,318	490	1,102	10
Waukesha	493	9	16	4,141	733	4,366	45
Waupaca	71	5	13	3,461	453	3,922	22
Waushara	32	6	3	1,497	218	1,886	9
Winnebago	285	47	28	5,715	450	6,583	16
Wood	58	8	6	4,705	276	2,822	25
Total	16,003	683	600	233,803	24,096	208,738	10,791

SUMMARY PRIMARY VOTE FOR UNITED STATES  
SENATOR, 1925  
Special Primary, September 15, 1925

	Democrat		Republican				Socialist
	Bruce	Rogers <sup>1</sup>	La Follette	McGovern	Wilcox	Woodward	Work
Adams	25	2	655	65	81	86	5
Ashland	70		2,402	191	656	74	27
Barron	49		2,118	288	520	246	10
Bayfield	21		1,198	258	275	34	13
Brown	203	5	3,361	353	2,598	458	51
Buffalo	33		1,032	72	327	196	5
Burnett	11		860	93	130	73	10
Calumet	82		1,009	35	182	34	5
Chippewa	42		1,707	233	966	2,022	12
Clark	46	2	1,981	213	803	1,213	20
Columbia	54		2,897	213	1,258	506	17
Crawford	88	2	1,072	94	554	149	10
Dane	198	22	12,250	1,405	3,820	2,033	45
Dodge	311	17	4,100	269	1,149	347	24
Door	40	2	1,585	59	401	302	6
Douglas	43		3,220	789	1,163	826	22
Dunn	26		1,640	153	733	1,691	16
Eau Claire	28	7	3,369	291	1,952	1,777	14
Florence	12		241	9	162	12	10
Fond du Lac	153	7	3,931	375	2,043	773	35
Forest	49		526	56	254	109	9
Grant	125	8	2,543	251	1,362	863	23
Green	34		1,514	105	849	269	10
Green Lake	108		757	139	646	59	11
Iowa	61		1,509	181	697	699	13
Iron	10		569	45	209	12	10
Jackson	22	3	1,346	128	276	178	8
Jefferson	160	123	3,037	158	1,217	354	16
Juneau	30		1,244	67	561	255	3
Kenosha	100		2,323	282	2,719	1,379	80
Kewaunee	35		1,132	35	361	13	4
La Crosse	105		3,762	704	1,508	532	18
Lafayette	67	2	1,128	168	699	486	3
Langlade	83	1	1,623	79	733	42	11
Lincoln	44		2,158	175	777	200	15
Manitowoc	145	5	3,616	153	1,214	139	56
Marathon	117	4	5,918	25	1,962	599	78
Marinette	73		1,608	59	1,721	1,257	44
Marquette	40		604	94	275	26	
Milwaukee	2,380	87	27,451	4,045	12,908	787	4,387
Monroe	43		2,609	129	700	303	7
Oconto	100		1,467	93	978	726	12
Oneida	31	9	1,199	104	521	43	23
Outagamie	83	4	5,427	422	2,435	833	30
Ozaukee	77		1,312	132	247	3	19
Pepin	33		244	40	453	544	8
Pierce	29		1,144	228	397	484	13
Polk	39		1,486	221	403	222	13
Portage	130		1,933	391	901	201	21
Price	31		1,172	110	276	112	17
Racine	195		3,654	281	2,349	1,798	77
Richland	71		794	85	542	368	4
Rock	86	7	2,801	280	4,492	3,826	28
Rusk	30		912	165	289	836	27
St. Croix	48		1,549	204	991	583	12
Sauk	48	7	2,741	144	720	814	15
Sawyer	19	1	390	109	165	123	8
Shawano	28		2,222	69	430	221	19
Sheboygan	188	6	5,636	604	1,587	181	198
Taylor	24		1,475	61	242	475	17
Trempealeau	33	2	1,541	142	422	384	2
Vernon	25	6	1,938	154	455	660	10
Vilas	34		422	42	258	51	17
Walworth	39	15	1,211	217	1,900	1,003	15
Washington	102		761	140	251	109	16
Waushara	130	10	1,931	65	657	12	17
Waukesha	130		1,975	334	1,660	717	31
Waupaca	62		2,497	317	986	335	21
Waushara	9	3	887	109	304	277	9
Winnebago	200	12	6,742	305	4,173	2,259	55
Wood	43		2,973	147	929	753	34
Total	7,393	383	178,031	18,478	81,834	40,366	5,950

SUMMARY OF PRIMARY VOTE SEPTEMBER 7, 1926, FOR  
MEMBERS OF CONGRESS

## First District

Counties	Republican
	Henry Allen Cooper
Racine.....	12,846
Kenosha.....	7,729
Walworth.....	3,480
Rock.....	8,788
Waukesha.....	6,698
Total.....	39,541

## Second District

Counties	Democrat Ernest C. Wrucke	Republican				
		Edward J. Gehl	Adolph H. Hartwig	Charles A. Kading	John H. Kaiser	John Ver Meulen
Jefferson.....	344	1,905	1,436	2,424	622	293
Columbia.....	132	1,970	525	2,483	761	550
Dodge.....	772	2,313	1,394	3,373	1,001	688
Washington.....	322	2,567	182	763	229	94
Ozaukee.....	352	345	102	783	860	23
Sheboygan.....	237	2,226	925	3,121	2,194	966
Total.....	2,159	11,326	4,564	12,947	5,667	2,614

## Third District

Counties	Republican
	John Mandt Nelson
Crawford.....	2,387
Richland.....	2,252
Grant.....	4,393
Iowa.....	2,501
Dane.....	17,863
Lafayette.....	3,102
Green.....	2,481
Totals.....	34,979

## Fourth District

Counties	Democrat	Republican	Socialist
	William J. Kershaw	John C. Schafer	Edmund T. Melms
Milwaukee (part).....	2,295	18,987	3,617
Totals.....	2,295	18,987	3,617

**SUMMARY OF PRIMARY VOTE SEPTEMBER 7, 1926, FOR  
MEMBERS OF CONGRESS—Continued  
Fifth District**

Counties	Democrat	Republican							Socialist
	Rose Horwitz	John P. Bennett	Ernst A. Braun	Victor Craun	Will O. Meilahn	Otto P. Seifriz	Wm. H. Stafford	Lawrence J. Timmerman	Victor L. Berger
Milwaukee (part).....	1,664	1,950	3,929	414	1,618	2,169	12,478	4,629	5,958
Totals.....	1,664	1,950	3,929	414	1,618	2,169	12,478	4,629	5,958

**Sixth District**

Counties	Democrat	Republican		
	B. F. Sheridan	Florian Lampert	Roy E. Reed	C. H. Wiese
Marquette.....	89	628	494	80
Green Lake.....	142	1,069	1,723	209
Fond du Lac.....	498	4,439	4,254	1,013
Winnebago.....	278	7,990	1,878	2,105
Calumet.....	240	860	197	157
Manitowoc.....	507	5,527	1,623	984
Totals.....	1,754	20,513	10,169	4,548

**Seventh District**

Counties	Democrat	Prohibition	Republican		
	A. H. Schubert*	Henry N. Stephenson	J. D. Beck	Fred H. Ferguson	Merlin Hull
La Crosse.....	442	26	5,414	689	3,502
Jackson.....	22	3	866	79	2,574
Monroe.....	53	36	3,591	366	2,242
Clark.....	46	17	2,432	267	2,579
Vernon.....	41	13	3,181	331	1,951
Juneau.....	41	8	2,055	817	1,480
Adams.....	18	5	767	60	440
Sauk.....	162	34	3,874	465	2,729
Totals.....	825	142	22,180	3,074	17,497

\*Lack 5% of party's vote for governor's necessary to go on general election ballot.

**Eighth District**

Counties	Democrat	Republican			Socialist
	R. J. Walsh*	Edward E. Browne	John T. Kostuck	Arthur W. Prehn	Henry Siebekorn*
Marathon.....	108	4,480	1,278	5,677	26
Portage.....	631	2,884	1,208	894	-----
Waupaca.....	68	4,177	390	3,106	-----
Waushara.....	25	2,510	174	775	-----
Wood.....	55	4,067	468	2,403	-----
Shawano.....	60	2,090	304	2,499	-----
Totals.....	947	20,208	3,822	15,354	26

\*Lack 5% of party's vote for governor necessary to go on general election ballot.



SUMMARY OF PRIMARY VOTE SEPTEMBER 7, 1926, FOR  
MEMBERS OF CONGRESS—Continued

## Ninth District


Counties	Republican	
	Anton Holly	George J. Schneider
Langlade.....	1,185	1,761
Forest.....	287	1,712
Florence.....	261	543
Marquette.....	1,817	4,053
Oconto.....	1,694	3,727
Outagamie.....	2,313	7,235
Brown.....	2,695	5,264
Kewaunee.....	1,007	823
Door.....	828	1,629
Totals.....	12,027	26,747

## Tenth District


Counties	Prohibi- tion	Republi- can
	Otto D. Kahl	James A. Frear
Dunn.....	10	4,516
Barron.....	27	4,213
Chippewa.....	9	5,927
Eau Claire.....	18	5,585
Trempealeau.....	4	3,087
Buffalo.....	3	1,702
Pepin.....	2	1,244
Pierce.....	5	4,196
St. Croix.....	8	4,802
Totals.....	86	35,277

## Eleventh District

Counties	Prohibi- tion	Republican		
		Helen Wright Crosby	J. H. Carroll	Ray J. Nye
Douglas.....	27	1,096	5,915	3,068
Bayfield.....	9	442	1,017	1,499
Ashland.....	10	1,079	1,360	2,413
Iron.....	4	494	537	917
Vilas.....	1	264	564	639
Burnett.....	8	326	607	768
Folk.....	18	715	969	1,373
Washburn.....	9	297	1,013	968
Sawyer.....	4	208	721	833
Rusk.....	16	750	1,128	1,024
Price.....	8	848	1,009	1,370
Taylor.....	5	779	651	1,365
Oneida.....	2	626	744	1,053
Lincoln.....	15	789	1,277	1,785
Totals.....	136	8,713	17,512	19,075



One of the many charming Foot Paths in Peninsula Park.



Entrance to Peninsula Park, Fish Creek side.

# POLITICAL PARTY ORGANIZATIONS -- 1926

---

## STATE CENTRAL COMMITTEES

The platform conventions of the several parties which met at Madison September 21, 1926, elected the following persons as members of their respective State Central Committees.

---

### DEMOCRAT

John M. Callahan, Chairman, Milwaukee.  
Miss Catherine Corscot, Vice Chairman, Madison.  
Raymond J. Moore, Secretary, Milwaukee.  
L. Hugo Keller, Treasurer, Appleton.

---

*First District*—George Dwinell, Waukesha; Chris Hoen, Edgerton; Helen Harbert, Kenosha.

*Second District*—Paul Hemmy, Juneau; Herbert L. Zeidler, Columbus; Marie Yasgar, Horicon; Mrs. Thos. O'Meara, West Bend.

*Third District*—William Ryan, Madison; W. D. Carroll, Prairie du Chien; Mrs. Frank Flood, Prairie du Chien; Mrs. John Moran, Madison.

*Fourth District*—Peter S. Brzonkala, Milwaukee; W. J. McCormick, West Allis; Mrs. Mary Kryziak, Milwaukee; Miss May Nee, Milwaukee.

*Fifth District*—V. J. Schoenecker, Milwaukee; Chas. M. Morris, Milwaukee; Mrs. James Carrigan, Milwaukee; Mrs. J. W. Gross, Milwaukee.

*Sixth District*—M. K. Reilly, Fond du Lac; Leo P. Fox, Chilton; Mrs. Arthur Dana, Fond du Lac; Mrs. Harry Kelley, Manitowoc.

*Seventh District*—A. H. Schubert, La Crosse; Kyle Soule, Tomah; Mrs. Margaret Brown, La Crosse; Mrs. Chas. Graves, Viroqua.

*Eighth District*—J. R. Pffner, Stevens Point; Pat Stone, Wausau; Mrs. D. D. Conway, Wisconsin Rapids; Mrs. B. Royer, Shawano.

*Ninth District*—Harold M. Kuypers, De Pere; C. J. Quinlan, Antigo; Mrs. Louis Nelson, Kaukauna; Mrs. Wm. Kause, De Pere.

*Tenth District*—A. C. Smith, Durand; A. J. Osborne, Barron; Catharine Frawley, Eau Claire; Rose Winston, Menomonie.

*Eleventh District*—John Cadagan, Superior; Fred Russell, Superior; Katherine Maser, Webster; Mrs. E. L. Hanton, Superior.

### PROHIBITION

Oliver Needham, Chairman, River Falls.

H. H. Tubbs, Secretary, Elkhorn.

---

*First District*—Henry H. Tubbs, Elkhorn; A. A. Glovier, Oconomowoc.

*Second District*—Will E. Mack, Fort Atkinson; Robert N. Keyes, Columbus.

*Third District*—W. J. Robinson, 2330 Dayton St., Madison; Alfred B. Taynton, 101 S. Webster St., Madison.

*Fourth District*—L. A. Willis, 403—15th Ave., Milwaukee; F. H. Sporleader, Wauwatosa.

*Fifth District*—Chas. H. Mott, 278 Pleasant St., Milwaukee; Mrs. Helen M. Halton, 2317 Prairie St., Milwaukee.

*Sixth District*—Charles L. Hill, Rosendale; August Fehlandt, Ripon.

*Seventh District*—Clyde D. Mead, Viroqua; Burton S. Hawley, Sparta.

*Eighth District*—Adolph R. Bucknam, Norrie; Mrs. Ella T. Sanford, Stevens Point.

*Ninth District*—Mrs. Maria J. A. Nelson, 201 South Oakland Ave., Green Bay; John H. Mallock, Detroit Harbor.

*Tenth District*—Otto D. Kahl, Prairie Farm; W. R. Shonat, Galesville.

*Eleventh District*—David W. Emerson, Ashland, R. F. D.; O. H. Caspers, Webster.

---

### REPUBLICAN

John B. Chase, Chairman, Oconto.

George Leicht, Vice-Chairman, Wausau.

Mrs. Rose Meyers, Secretary, Sauk City.

H. F. Muchrecke, Treasurer, Oconto.

---

*First District*—Stephen Bolles, Janesville; Benjamin Davis, Pewaukee; Mrs. Bernice Gephart, Kenosha; Mrs. Du Evans Williams, Racine.

*Second District*—Louis Radke, Horicon; Mrs. Robert Ferry, Lake Mills; Joe Huber, West Bend; Mrs. Harry Thomas, Sheboygan.

*Third District*—Mrs. Mollie Humphrey, Patch Grove; Mrs. John A. Campbell, Dodgeville; A. O. Paunack, Madison; James Goodman, Argyle.

*Fourth District*—Mrs. Francis Kaupert, Milwaukee; Mrs. John P. Murphy, Milwaukee; Eugene Warnimont, Milwaukee; Emmet Young, Milwaukee.

*Fifth District*—Frank C. Klode, Whitefish Bay; Benj. F. Fuelbemann, Milwaukee; Mrs. Archie Teghtmeyer, Milwaukee; Mrs. W. F. Willis, Milwaukee.

*Sixth District*—Lawrence Ledvina, Wauwatosa; Mrs. Otto Zander, Brillion; Mrs. Ray Fairbanks, Fond du Lac; Wm. Krippene, Oshkosh.

*Seventh District*—W. V. Kidder, La Crosse; R. B. Wood, Adams; Mrs. Flora Teasdale, Sparta; Mrs. Rose Meyers, Sauk City.

*Eighth District*—Geo. Leicht, Wausau; Michel Donnermeyer, Stevens Point; Mrs. Arthur Brown, Shawano; Mrs. Anna B. Youngman, Wautoma.

*Ninth District*—Fred Bachman, Appleton; H. F. Muchrecke, Oconto; Mrs. Jos. G. Lazansky, Kewaunee; Mrs. Roy Empy, Green Bay.

*Tenth District*—W. L. Oltman, Ellsworth; Ole Eggum, Whitehall; Mrs. Hattie Robbin, Rice Lake; Mrs. W. W. Beggs, Eau Claire.

*Eleventh District*—Mrs. Molly Widell, Superior; Mrs. Mary Nelson, Clear Lake; Henry D. Klein, Ashland; Geo. M. Sheldon, Tomahawk.

---

### SOCIALIST

Frank J. Weber, Chairman, Milwaukee.

William Coleman, Secretary, Milwaukee.

---

*First District*—Leland Birchard, Kenosha, Kenosha County; L. P. Christensen, Racine, Racine County.

*Second District*—Emil Freinwald, Horicon, Dodge County; John Bauernfeind, Sheboygan Falls, Sheboygan County.

*Third District*—Walter P. Melchior, Madison, Dane County; F. S. Collins, Juda, Green County.

*Fourth District*—Mrs. Mabel Gauer, Milwaukee, Milwaukee County; R. Kleist, South Milwaukee, Milwaukee County.

*Fifth District*—Victor L. Berger, Milwaukee, Milwaukee County; Daniel W. Hoan, Milwaukee, Milwaukee County.

*Sixth District*—I. J. Noll, Fond du Lac, Fond du Lac County; Martin Georgenson, Manitowoc, Manitowoc County.

*Seventh District*—C. A. Noetzelman, La Crosse, La Crosse County; Leonard N. Doud, Black River Falls, Jackson County.

*Eighth District*—Herman Marth, Wausau, Marathon County; Henry Siebenhaar, Pittsville, Wood County.

*Ninth District*—Albert Hoffman, Green Bay, Brown County; W. A. Maertz, Antigo, Langlade County.

*Tenth District*—C. H. Olson, Hudson, St. Croix County; Frank Harmon, Durand, Pepin County.

*Eleventh District*—Dr. Karl L. De Sombre, Medford, Taylor County; Charles H. Kingston, Spooner, Washburn County.

# STATE POLITICAL PLATFORMS

---

## THE DEMOCRATIC STATE PLATFORM

Adopted Sept. 21, 1926

The Democratic Party of Wisconsin, in platform convention assembled, recognizes that as our government grows older new issues are born of time and progress and old issues perish. But the fundamental principles of Democracy, approved by the united voice of the people through nearly one hundred and fifty years of a nation's changeful history, remain and will ever remain the best and only security for continuance of a free and popular government, ever responsive to the public will. The cardinal principles of democracy first found lodgment in the Declaration of Independence. They were transmitted to us through the sturdy pioneers who broke the virgin soil and were written into the constitution of this state by the Democratic Party when Wisconsin was organized in 1848.

These fundamentals invoke among other things: The equality of all men and all women of whatever birth or creed before just laws of their own enactment. Equal rights and equal opportunity without class distinction. Freedom of individual thought and action consistent with the equal rights of others. Total separation of church and state for the sake alike of civil and religious freedom. The faithful education of rising generations, without governmental interference with parental right. Encouragement to agriculture and fairness to labor,—the foundation upon which progress and prosperity rest and depend. Taxation fairly and equitably imposed, restricted to the actual requirements of government economically administered. Rigid economy in the expenditure of public money that labor may be lightly burdened, and that agriculture and other forms of industry may not be oppressed. Strict accountability of all public servants to the people.

These fundamental principles will ever form the true basis of our liberty and the happiness of our people and none of them can ever be surrendered without destroying the balance of rights and powers which enables the state to be developed in peace and social order and be maintained by means of local self-government.

It is indispensable, however, to a practical application and enforcement of these principles that the government should not always be controlled by one political party. Frequent change of administration is as necessary as is constant recurrence to the popular will.

### **Pledge of Economy**

We pledge the Democratic Party of Wisconsin to a faithful and impartial application of these fundamentals to present day conditions. We pledge the Democratic Party of Wisconsin to reform administration, to restore economy, to revive respect for law and to reduce taxation to the lowest limit consistent with the public good. We pledge the Democratic party to a simplification of state government through a strict adherence to a financial budget to be determined in advance and at the beginning of each fiscal year. We pledge the Democratic party to a reduction and consolidation of boards and commissions wherever possible and to the elimination of useless officials and employes wherever found. Knowing full well, however, that legislation affecting the operations of the people should be cautious and considerate in method neither in advance or in arrears of sound public opinion but rather responsive to its demands, the Democratic party is pledged to a policy of looking forward with a spirit of fairness in the consolidation and elimination of boards and commissions retaining all that is useful, worthy and just, and to work out reforms with the view of promoting the public interests and not in hampering them. Taxes should be made and levied on the basis of equality and justice with the single thought and purpose of imposing taxation according to ability to pay and without intent to work harm or injury to any person or any interest, but rather to promote prosperity and do even and exact justice.

### **Klan Condemned**

Asserting the equality of all men and all women before the law we hold it the duty of the government in its dealings with the people to treat alike all of its citizens of whatever nativity, race, or persuasion, religious or political. Our constitution guarantees to everyone the right to worship Almighty God according to the dictates of conscience and prohibits any religious test as a qualification for public office. The Democratic party from its origin as the champion of liberal emigration laws, political equality and social justice, has resisted and will ever resist political crusades operating in violation of the letter and the spirit of the constitution and who seek to interfere with the religious liberty or political freedom of any citizen and to limit the civic right of any citizen or body of citizens because of religion, place of birth or racial origin. Organizations such as the Ku Klux Klan are neither justified by the past history or the future prospects of this country nor are its principles in unison with the spirit of toleration and enlarged freedom which peculiarly distinguish the American system of popular government.

The Democratic party is committed to a policy of square dealing with all of its citizens. It is opposed to any policy in government savoring of duplicity and double dealing, of deceit, fraud, sham and false pretense. We therefore condemn any party policy straddling

or evading any subject of vital public interest and in like manner we condemn any candidate for public office wherever found who plays the role of Dr. Jekyll and Mr. Hyde at one and the same time as a means of securing public preferment.

#### For Vote on Prohibition

The Democratic party stands for law and order and for all reasonable measures conducive to the promotion of temperance and morality. As a political organization, the vast majority of its members are nevertheless opposed to national prohibition not only from principle as an infringement on the personal rights of the people, but also as an invasion on the part of the federal government of the rights of the state. Prohibition is now a part of the organic law of the land incorporated in what is known as the 18th amendment to the federal constitution. Its wisdom or the want of it must find expression in the ultimate judgment of the people. A change can be affected only through the orderly processes of government in the national congress re-submitting the question to the people of the states and we favor re-submitting. While prohibition is in force we pledge ourselves to respect the constitution and to impartially enforce the law.

#### Agriculture

Agriculture is the basic industry of this state and it is the least favored. We shall approve any reasonable proposal that may advance its interests in the diffusion of information, the strengthening of the marketing law and in a thorough and comprehensive investigation of the cost of production of farm products at home and abroad with the complete publication thereof. We favor and approve the unrestricted and unhampered right of co-operation and collective bargaining for agricultural organizations.

#### Labor

We pledge a state administration devoted to the principles of industrial democracy by the enactment and enforcement of welfare measures in behalf of those who toil. We recognize the right of labor to adequate compensation and to participate in the decisions which regulate the hours of labor and the general welfare. We believe in the right of all workers to collective bargaining and of speaking through representatives of their own selection. We stand for a maximum working day of not to exceed eight hours in manufacturing and its allied industries.

#### Reforestation

Wisconsin was in years gone by a great timber state. Its once extensive forests of pine, spruce, hemlock and other woods suitable for building material are no more. The lands that grew these forests are



for the most part unfitted for agricultural purposes. We believe that the state should engage in a systematic reforestation policy in all its non-agricultural lands and acquire further non-agricultural lands in different parts of the state and there extend the work of reforestation. Untimbered lands through which manifold streams flow no longer respond to the requirements of bringing adequate moisture back to the soil. Through a scientific policy of reforestation aided by adequate fire protection the soil now idle would produce lumber for the building of homes for the people at fair prices and raw material for paper mills and other woodworking industries. Thousands of acres of now idle lands in northern Wisconsin would thereby become used and useful. Those lands suitable for agricultural purposes based on the test of soil analysis would thereby be restored to a sphere of productive activity and increased industrial prosperity.

### Conservation

Closely allied to a scientific reforestation policy is a policy of conservation of our national resources. The conservation for future generations of the natural beauty of Wisconsin woods, rivers, lakes and wild life is of profound concern to all of our people. Unless our conservation policy is founded on these principles the wild life and beauty of Wisconsin will soon become extinct. We demand a correction of state laws so as to provide for full and complete fire protection. We commend a thorough and practical conservation of the natural resources and practical reforestation as above outlined affirming that fire protection is the corner stone of this policy. We pledge that all revenues derived from an economically sound and permanent conservation program will be expended in developing and in perpetuating the natural advantages of Wisconsin.

We favor the expansion and diversification of both elementary and secondary education so that democratic equality of opportunity for preparation for the callings of their choice may be offered to the children of our people. We are opposed, however to any movement designed to abridge the right of the people to educate their children, if they so elect in private or parochial schools.

### For Waterway

We are in favor of the construction of deep waterways canal connecting the Great Lakes with the Atlantic Ocean.

We demand vigorous action to protect the normal lake levels for the citizens of Wisconsin.

### Taxation

We are opposed to the repeal of the personal property tax as involving an increase in taxation of all forms of real estate including the farms and homes of the humblest of our citizens. We favor the restoration of the income tax off-set. We favor a reasonable exemp-

tion from taxation to all homes. We favor reasonable exemption from taxation to settlers of land in sparsely inhabited regions of the state.

We favor legislation granting home rule to cities that will withstand the test of constitutionality in the courts; and we demand that a more just and equitable portion of moneys derived from income taxes be restored to the lesser units of government meaning thereby the cities, villages and townships throughout the state. We condemn any taxation policy which unnecessarily deprives the lesser units of government from a fair proportion of the taxes paid upon incomes or otherwise by the inhabitants thereof.

### State Funds

We reiterate our plank of two years ago in which we warned the people of the state against the state deposit system so administered that deposits of state funds may be distributed to such state banks as were likely to induce them to reciprocate by depositing funds in banks in which state officers are interested.

### Good Roads

We pledge the Democratic party to a continuation and amplification of the present road program in Wisconsin and such changes and betterments as experience shall prove desirable.

We charge past administrations with extravagantly conducting the affairs of the state.

### Equal Rights


The principle of equality should be invoked respecting equal suffrage. We favor enlarging the functions of women in government conformably with the equal rights statute of this state, which we approve.

### Utilities

The regulation of public utilities as administered by the railroad commission of Wisconsin gives rise to a situation demanding earnest and thoughtful consideration and action. Millions of dollars are being annually exacted from the people of this state in excessive electric rates charged by public utilities operating throughout the state under authority of law sanctioned by the railroad commission. These exactions strike with greatest force at the homes of the poor; the rates are graduated in such manner that the lesser users pay the highest rates. Under existing practice the people are powerless to obtain redress and the rates thus exacted constitute a burden upon the shoulders of the people so great that any form of taxation however excessive by way of comparison pales in insignificance. The Democratic party pledges the people of this state a correction of this overshadowing evil and in conformity with the policy of local self-government



*Winding Road at Bear Lake  
Photo by Hansen*



and home rule to restore to the people of this state a fair measure of relief in the amendment of existing legislation and make the same respond to the will and the interests of the people.

With this statement of the hopes, principles and purposes of the Democratic party our cause is submitted in calm confidence that the popular voice will rise above mere party fealty and render a just verdict in the interest of the people.

---

## PROHIBITION PLATFORM—1926

The platform convention of the Prohibition party, assembled according to law, in the State Capitol at Madison, on Tuesday, September 21, at 12 o'clock, hereby declares its purposes and principles as follows:

### Prohibition

We maintain that the traffic in intoxicating liquor for beverage purposes is so inherently injurious that the prohibition of its manufacture, sale, importation, exportation and transportation is justified by experience and that such prohibition, established by constitutional law, is amply fortified by legal decision. We declare it our intention when elected to office to use all power of government to carry out the purpose of the 18th amendment. We renew our pledge of allegiance to the Constitutions of the United States and of Wisconsin and are opposed to any modification, tending to weaken or nullify the Eighteenth Amendment or the Volstead law.

We maintain that this question is a political one and has nothing to do with the regulation of personal habits or practices and for that reason requires for its solution only a political administration in power. We, therefore, invite all citizens who recognize the evils of the drink traffic to join with us in bringing such an administration into control of the government.

Let it be understood that the Prohibition party when in power will enforce the law by the regular machinery of government, all departments of which will naturally cooperate to that end, thereby saving unnecessary special appropriations and eliminating the extra-enforcement machines.

### Court Decisions

We stand absolutely against the right of Congress to annul decisions of our Courts in regard to the Constitutionality of any law.

### World Court

We believe any nation being a party to problems of an international character, has a right to be heard before an impartial tribunal. The Prohibition party favors a capable impartial international court of justice to hear and decide and dispose of international problems.

### Agricultural

It is our belief that farmers have as legitimate a claim on legislative consideration as railroads, telephones or any other lines of business. We believe that the legal foundation of every contract should be a fair and reasonable consideration or price; and to this end, the Prohibition party pledges adequate, speedy and appropriate legislation. We propose to meddle with or amend the law of contracts only to the extent that the consideration or price paid in all cases must be fair, just and reasonable in order to be upheld and sustained in our courts of law, and this shall include contracts for the payment of interest.

### Tariff

We favor a tariff schedule so arranged as to equally protect the farming and manufacturing interests; to this end we favor a reduction of the tariff on all highly protected articles to a point where the taxes shall fall equally on the producer, be he farmer or manufacturer.

### Better Government

We favor less politics and better government in nation and states. Specifically, we declare our purpose, if intrusted with power by the people, to institute effective minority representation in every department of national and state government, so far as the plan may be applied practically, to that end; that, while the principle of party responsibility shall be maintained, we may secure at all times the cooperation of the most patriotic and competent persons in the administration of the common affairs.

### Taxation

We ask that the legislature obey Section 5, of Article 8, of the State Constitution, which says: The legislature shall provide for an annual tax sufficient to defray the estimated expense of the State for each year, and that it return to local units their just share of taxation on the basis of division of 70% to the town, 20% to the county and 10% to the States.

We ask this same basis in the apportionment of the income tax. We ask a uniform system of taxation of public utilities, they to be taxed with local rates and the amount returned to the local governments on the same basis the general property tax is apportioned.

We ask the repeal of personal property tax on automobiles, absorbing the loss by a three cent gasoline tax.

We ask a change in the inheritance tax, giving 50% to the State, 25% to counties, 25% to localities.



## REPUBLICAN STATE PLATFORM—1926

The overshadowing issue is the encroachment by the powerful few upon the rights and liberties of the many. Through concentration of wealth, trusts, monopolies, and combinations have sought and are demanding special privileges from government. It is this concentration of wealth, unrestrained, and unrestricted which is demanding subsidies in tariffs, concessions in the public natural resources, control of transportation and the wholesale and retail markets of the nation, and which seeks to shift and dodge its just share of the taxes of government, both state and federal.

The contest is centuries old. It is a contest that was on when the money-changers were driven from the temple, and the contest that will continue until the social scale is raised to the level of justice. New schemes are constantly being devised to despoil the people for the benefit of special interests. There was never such need as there is today for the progressive men and women in the state and in the nation to stand together in defense of the political, economic and industrial rights of the common people.

In this contest there can be no compromise; there will be no retreat, and there shall be advancement for the rights of the many.

### Robert M. La Follette

The Republican party of Wisconsin with the entire State and Nation, mourns the death of its leader, Robert M. La Follette.

For twenty years the progressive movement has had its voice in the Senate of the United States. That voice, and the champion and pioneer of the movement in Wisconsin was Senator Robert M. La Follette. For over twelve years in private life and as Governor, and for twenty years in the United States Senate, he was the uncompromising representative of the people. The results of his constructive statesmanship are written into the statutes of our state, other states and the nation.

We propose to go forward and carry on that record of constructive achievement begun by him over thirty years ago, which made Wisconsin known throughout the world as a model commonwealth noted for its advanced and enlightened legislation, political and industrial liberty and widely diffused prosperity.

Our great leader is gone but the program he devised remains, a sacred trust in the hands of his people and of his comrades in the progressive movement.

To the fulfillment of that program, we here rededicate ourselves, and pledge our services under the inspiring example of Robert M. La Follette.

### Primary Election

We reaffirm our adherence to primary election, and pledge our unstinted opposition to any effort to tamper with this statute or to introduce in any form whatsoever the convention system.

### Taxation

We again pledge our adherence to the fundamental principle of taxation that taxes shall be levied according to ability to pay, and declare our vigorous opposition to any attempt to repeal or tamper with the inheritance or income tax laws, or to repeal the publicity of income tax returns. We recognize that real and personal property in Wisconsin is now carrying its full share of the expenses of government, and we pledge our opposition to any increase in the tax burdens upon real and personal property or any attempt to lower the income tax rates upon incomes of ten thousand dollars and above.

During the last six years the wealth of the state has increased 14% and the state taxes on property have been decreased 29%, or \$9,727,603.00 as compared with the six years preceding. During the past year all state taxes on property were wiped out. The tax dodgers and special interests have bitterly fought such tax reductions.

During the last six years they have been called upon to pay back income taxes amounting to \$7,473,658.93. Of this amount \$4,316,919.08 goes into the treasuries of the cities, villages, and towns where the tax dodgers and delinquent corporations and individuals were located. To protect the honest taxpayer we pledge continuation of this policy until every tax dodging corporation and individual has been compelled to pay all taxes withheld from their communities and the state. We pledge continued remission of all state taxes on real and personal property with continued economy in the state administration. We oppose increases of from 15% to 30% in taxes upon farms, homes, and other real property which would result from a proposed wiping out of about \$18,000,000 annually in taxes upon personal property, principally to benefit large mercantile and manufacturing corporations. We are opposed to the scheme of tax dodgers to impose sales taxes and poll taxes that they may escape just income taxes and we pledge continued and unremitting vigilance to compel a just distribution of the tax burden.

### Constitutional Rights

We reaffirm our unwavering adherence to constitutional guarantees of free speech, free press, and free assemblage, and pledge our opposition to any attempt of bigotry to deprive the parents of Wisconsin of their right of educating their children in the parochial schools or to teach them foreign languages, or any attempt to interfere or infringe upon the inalienable right to worship God according to individual conscience.

### Education

Education is the source of democracy. We favor adequate support fairly distributed between our common schools, normal schools, special schools, and the University.

We believe that the State of Wisconsin should maintain her edu-



cational institutions free from the corrupting and dangerous subsidizing of organized wealth and monopoly. We are whole-heartedly opposed to permitting Rockefeller or other monopolies, or their instrumentalities from corrupting democracy at its source. We pledge ourselves to the maintenance of our educational institutions free from trammeling influence from any source and declare our recognition of the principle of free and unrestrained search for the truth in all our institutions.

#### **Water Power and Electricity**

Recognizing the vital importance of electricity as the power of the future, we pledge ourselves to a thorough and scientific investigation, to be ordered by the legislature, of the entire subject of water power and electricity, to the end that such investigation shall produce a plan financially, scientifically, and legally sound for the retention and development of the State's present power sites, and the acquisition and development of sufficient additional sites so that the State or its subdivisions may control the water power of Wisconsin, in order that electricity for light and power may be made available at the lowest possible cost to farmers and laborers and to business and industry.

#### **Economy**

We pledge continued economy in the State Government, and the elimination of any unnecessary expenditures, but recognize that any substantial relief in the cost of government must be made by the local governmental units where the largest share of the public tax receipts are expended.

#### **Initiative and Referendum**

We favor concurrence by the next legislature in the constitutional amendments providing for the initiative and the referendum as adopted at the last session of the Legislature.

#### **Esch-Cummins Transportation Act**

We pledge continuation of the fight of the State Government before the Interstate Commerce Commission, in the Courts and elsewhere against the robbery of our citizens under the Esch-Cummins Transportation Act.

#### **Protection Against Extortion**

We commend the vigorous action taken by our progressive state administration to expose the Wall Street Banker controlled St. Paul railroad receivership, to stop the Chicago Lake Water Steal, to prevent branch banking, to stop the Pittsburg Plus, and other monopoly

and trust practices, and to collect the Beggs and other inheritance and income taxes, and we pledge further vigorous prosecution of these and other efforts to protect the interests of the people of Wisconsin.

### Conservation

We advocate that conservation in Wisconsin be taken absolutely out of politics and kept out; that a non-salaried State Board of Conservation, along the lines of the State Board of Health, be created to succeed the present political Commissioner; that the Conservation Fund be taken out of politics and placed under the control of the State Board of Conservation, where it belongs, and by them expended intelligently pursuant to a constructive, continuous program.

We favor the creation of an adequate forest fire protection system, at once, and the inauguration of a permanent State Fire Protection policy along the lines of those of Pennsylvania and the U. S. Government.

The destruction of our forests has subjected us to floods and droughts and it has become necessary to create retaining basins and dams to conserve our water supply and prevent the disastrous effect of floods. We favor a state-wide policy to remedy this situation by encouraging reforestation and the use of idle lands for growing trees and their effective protection from fire. Wisconsin by refusing to accept the proffered assistance of the Federal Government has fallen far behind her sister states of Minnesota and Michigan where fine Federal Forest Reserves now exist. We favor full cooperation with the U. S. Government to obtain for Wisconsin the benefits of the Federal Forestry Acts.

We favor the adjustment of taxes on standing timber so that the maintenance of forests may be encouraged.

Much of our game is exterminated, our deer, partridge and prairie chicken are fast becoming a memory. Our muskellunge has about disappeared and our other fish are in sad need of protection. Game laws should be properly enforced and the game and fish given a chance to propagate and increase.

Wild life refuges should be established. Indiscriminate drainage with such disastrous results as the Horicon Marsh shows, should be prohibited and the condition remedied and any damage caused by action of the State Board of Conservation should be paid by the state. The board should be given the fullest power over all matters in their department and should cooperate with manufacturers to eliminate stream pollution.

The Federal Government is ready to create and maintain at its own expense a great natural wild life refuge along the upper Mississippi River for the use and enjoyment of our citizens.

It will be our policy to cooperate with the U. S. Government and to obtain for Wisconsin the full benefit of the upper Mississippi Wild Life Refuge.

### Highways

The highway legislation enacted in 1925 has given the state a basically sound policy for financing needed highway improvements. We favor a continuation of this policy, with such modification as experience may show necessary. We pledge the use of all moneys raised by the special taxes paid by automobile owners, whether to the state or federal government, for strictly highway purposes only.

### Agriculture and Labor

Agriculture and labor are the foundations of our economic existence. We pledge the continued support and advocacy of the rights of agriculture to fair treatment from the Federal government and the utilization of the agencies of the state government to protect and foster the rights and interests of agriculture.

We favor the abolition of the use of injunctions in labor disputes and favor the complete right of the farmers and workers to organize and bargain collectively through representatives of their own choosing, and conduct without hindrance cooperative enterprises.

### Public Health, Dependents, and Delinquents

We favor liberal support of the public health and safety agencies of the state, and pledge our support to every sound measure for the care and treatment of the under-privileged child.

### Secret Political Organizations

We declare opposition to the Ku Klux Klan, the Invisible Empire, Anti-Saloon League, and kindred organizations, as being subversive of the principles upon which the Republic was founded, and as inimical to the American ideals of free government. The Anti-Saloon League alone has spent in political campaigns in Wisconsin \$499,955 in recent years to defeat Progressive measures and candidates. It is financed in the nation by the Rockefeller Standard Oil interests and in Wisconsin by the water power trusts and other financial combines. The Anti-Saloon League and the Ku Klux Klan form a wicked alliance to defeat Progressive forward looking measures and candidates. These organizations are a part of the secret machinery of predatory wealth.

### Progressive Members of Congress

We commend the progressive members of the Wisconsin delegation in Congress for their continuous fight against the Esch-Cummins Transportation Act, the Fordney-McCumber Tariff, Mellon Tax Plan, and the League of Nations World Court, and pledge our continued support of them in their fight for the retention of the income and inheritance tax laws and for a sound foreign policy in accord with

the principles laid down by the founders of the Republic. We take pride in the fact that the people of Wisconsin are now to be represented in the Senate of the United States by two United States Senators pledged to the principles of Robert M. La Follette.

We denounce the national administration at Washington as the most reactionary in the history of our country. We invite the attention of the farmers of Wisconsin to the hostile attitude of this administration toward their interests. Every measure introduced in the last Congress in the interest of farmers was delayed, weakened or totally destroyed.

The policy of strangulation of agriculture stands in sharp contrast with the precipitate haste of the national administration under its Wall Street leadership in lowering income and inheritance taxes of the favored few and in returning and remitting to a selected group of multi-millionaires enormous amounts of inheritance taxes which had been assessed, and in large part paid, under the law of 1924.

We denounce the administration for its unfriendly attitude toward labor and its failure to demand the abolition of the use of the injunction in all labor disputes.

We denounce the national administration for its violation of the mandate of the American people by forcing us into the World Court and thus ultimately to drag us into the League of Nations.

We denounce the foreign debt settlements made at the behest and in the interest of the Wall Street bankers whereby the people of the United States were looted of practically eight billions of dollars in principal and interest in order that international financiers could make hundreds of millions of dollars of profit. We remind the people of Wisconsin that their share in these acts of national profligacy exceeds greatly the total of all taxes of all kinds collected by the state government since Wisconsin was admitted into the Union in 1848.

We pledge ourselves to use every honorable means to defeat the continued machinations of Wall Street under the leadership of Andrew Mellon and we shall strive to reorganize so far as possible the national republican party along the lines so ably championed and clearly enunciated by the late Senator Robert M. La Follette.

---

### PERSONAL PLATFORM OF FRED R. ZIMMERMAN

[Presented to Republican State Convention and rejected. Upon this platform Mr. Zimmerman made his successful campaign for Governor.]

### FORWARD WISCONSIN

We appreciate the many advantages of our state—its favorable location, its natural resources, its scenic beauty, its healthful climate and, above all, its sturdy and enterprising citizenship. We have unbounded faith in its future. We pledge our best efforts to enact wise

and just laws for its further advancement and to promote peace, harmony and cooperation for the welfare of all.

### La Follette

On this occasion it is proper and fitting that we pay our tribute to the memory of the late Senator Robert Marion La Follette, Wisconsin's greatest son. His untiring efforts on behalf of democratic government will be an inspiration and the result of his labors will be felt and appreciated by future generations.

### This Convention

This is a Republican state convention. It must deal with problems effecting the State of Wisconsin. It should not attempt to intermingle state and national issues. State candidates should stand on state issues, and candidates for national offices on national issues.

### Principles

Progressive principles of democracy were written into the Wisconsin statutes by Governor La Follette. These principles are fundamental. They have withstood the test of time. Adverse criticism by political opponents have only engraved them deeper into the hearts of the people. It is a remarkable coincidence that these principles should have their birth in the state which cradled the Republican party. From here the call went forth to Abraham Lincoln, the great champion of government for the people and by the people. These great principles of democracy Robert M. La Follette always maintained until his death. The primary law was enacted to provide a method whereby the will of the people could be made the law of the land. We condemn the small group of his former followers who, while proclaiming devotion to these principles, assume dictatorial powers over the progressive wing of the party and seek to control the primary to serve only their selfish, personal ends. We believe such manipulation of the primary is as pernicious and anti-progressive as the boss control of our former caucus system.

### Taxes

In 1911 the Republican platform convention promised the repeal of the personal property tax and such promises were reiterated in the passage of the income tax law. Since that year many changes have been made in our tax laws, but the personal property tax has not been repealed.

We pledge ourselves to a revision of taxes which would be scientific and non-political and preserving and perfecting the income tax law. We pledge ourselves to a program of administrative economy and a re-distribution of inheritance and other taxes.

We favor the abolition and consolidation of boards and commissions where the duties of such boards and commissions are duplicative and where such abolition or consolidation will bring us to a point permitting of the repeal of the personal property tax WITHOUT the addition of any new tax on real estate.

We urge the repeal of the personal property tax on automobiles. The automobile is now assessed on the basis of a federal war tax, a license tax, a gasoline tax, and a personal property tax, AND if taxable income is derived from use of the automobile, its owner also pays an income tax.

### Public Utilities and the Railroad Commission

We reaffirm our faith in the basic principles upon which the Railroad Commission of this state was built—an agency of service and justice both to the people and to the companies. The Railroad Commission was not intended to be a wall behind which our utilities could retreat and protect high and unusual profits, nor from which it could secure guaranteed returns at the highest rate held by the courts to be reasonable.

The commission law had two purposes—one to prevent the public from compelling a utility to operate at a loss or at rates which were confiscatory, and the other to prevent the companies from charging rates which were excessive.

We are in favor of a more fair and just policy toward the public in public utility matters, requiring all public utilities to comply with a rule of law which imposes upon them the burden of proving a rate increase clearly necessary before it can be granted. We favor a careful and thorough consideration of the Railroad Commission as at present conducted, with the end in view of protecting the public from unwarranted rate increases and the granting of reductions where proper.

We favor the preservation and development of the natural resources of the State and especially the water powers in the interests of all the people as against selfish private interests.

### Conservation

Conservation is a most grave and important problem in Wisconsin. Within this all inclusive problem are definite and individual problems requiring definite and individual approach to proper solution. We submit that while the state administration is responsible for meeting these problems in the most economical manner, it must necessarily follow that the administration must co-operate with the recognized authorities and organizations on such problems in order that a sane and economical solution which would meet with the approval of taxpayers and conservationists alike may be arrived at.

We favor a program of forest fire prevention; we favor establishment of adequate wild game refuges and a program of wild game and fish propagation which will continually replenish the wild game

refuges and re-stock our lakes and streams with fish; we favor reforestation whenever and wherever practical and the judicious use for this purpose of the appropriation permitted by the constitution.

### Deep Waterway

We favor the Great Lakes, St. Lawrence waterway which will give the products of our farms and factories a direct outlet to the markets of all the world.

We are opposed to the diversion of water from the natural water sheds, by any state, which results in benefit to one community and to the disadvantage of others.

### Education

Education is fundamental in democracy. We believe that every boy and girl in Wisconsin, wherever he or she may live is entitled to the advantages of a good school. Only through education can we realize Lincoln's aim "that every child have an unfettered start and an equal chance in the race for life." The state has dealt generously with its University and Normal Schools, largely out of funds coming into the state treasury from special taxes. It must continue to support those institutions adequately but not extravagantly.

But primary education is basic and fundamental. It must be the first thought of the state or the whole educational structure will fall. State aid to the primary schools must be generous since upon the primary school rests the whole educational structure. Upward of seven millions of dollars annually is paid into the state treasury in taxes by the railroads. Of this sum, two and a half million is in reality a tax for the benefit of the common schools but has been diverted and used for other purposes. This injustice to the common schools must no longer be permitted.

We recognize that the parent has the right to determine the kind of school the child shall attend, whether state or private. We also recognize that public education must be controlled by the body politic which supports it. This can be done only through the regularly constituted political authority of the state. We deplore and condemn everything which tends to subordinate our educational institutions to the pernicious influence of petty personal politics and political chicanery.

### Highways

Wisconsin is proud of her public roads. We point with pride to the splendid progress that has been made in highway construction since 1911, when the first state appropriation for this purpose was made. We look forward with anticipation to the completion of the great trunk highways. These highways should be paid for primarily by the users thereof—by a gasoline and license tax. But possession

and use of automobiles should not be discouraged by unjust and excessive taxation.

Drastic changes in our traffic laws are imperative. The registration law should be simplified. Irresponsible people and those who are mentally or physically defective should be prohibited from driving motor vehicles. Definite steps should be taken to eliminate dangerous railway crossings.

### **The Farmer**

The deflation of the currency, following the close of the World War, has left the farmer in a serious situation. Every radical economic change ultimately spends its force on the producer. Just as the farmer was benefited by the inflation of the currency at the beginning of the war, so he lost by the deflation at its close. The state should help the farmer to solve his problems and assist him in marketing his products. He should be relieved of all avoidable tax burdens and be rendered all possible assistance through the various state agencies and organizations for cooperative marketing and buying.

### **Labor**

All labor is honorable and entitled to its just reward. Therefore we oppose the product of prison labor, without proper regulation, being placed in competition with free labor. We are opposed to injunctions in labor disputes. Labor involves a human element and therefore is not a commodity. The worker has a right to organize and bargain collectively and leave his employment singly and collectively. We favor the effective enforcement of the child labor laws so as to safeguard health, life and morals, and since labor represents a great part of our citizenship it should be represented on administrative boards.

### **Women in Public Service**

We are in favor of women participating in the affairs of government, both legislative and administrative. We pledge ourselves to appoint a committee of experienced women from the various state boards and state organizations to consider the social welfare problems in which women are most interested and best qualified to serve the state; such committee to consider what is most needed in social welfare legislation and make recommendations to the legislature.

### **Public Health**

Greater attention to the public health is essential to the future welfare of the state. Courses in hygiene and sanitation should be fostered in the public schools for the purpose of preventing disease and epidemics. We will give sympathetic support to all effective measures in the interest of public health, and particularly to such as are in the interests of mothers and children.



### Administrative Economy

We favor practical and actual economy in all departments and branches of government. Departments whose functions are similar and capable of being coordinated without loss of efficiency should be consolidated to reduce the overhead cost.

We are opposed to executive interference with the legislative and judicial branches of the government except as prescribed and restricted by the Constitution. The appointment of members of the legislature to administrative positions in the state service is wrong in principle and it may be pernicious in practice.

### Initiative and Referendum

Through the initiative and referendum the people should be given an opportunity to voice their opinions on such important public questions as they may initiate, or which the legislature may refer to them.

### Individual Liberty

We are opposed to and condemn the Ku Klux Klan or any other organization that would deny to any citizen the rights and privileges that are guaranteed to all by the Constitution; and we condemn the efforts of political self-seekers to further their own ends by stirring up class hatred and social, racial or religious prejudices. Our great Nation was conceived in liberty and founded on religious freedom and social equality, and Wisconsin ought to be the last state to foster intolerance.

---

## SOCIALIST STATE PLATFORM—1926

The object of the Socialist Party is to merge capitalism gradually into Socialism. Socialism is defined as follows:

By Webster's Dictionary: Socialism—"A political and economic theory of social reorganization, the essential feature of which is governmental control of economic activities, to the end that competition shall give way to co-operation and that the opportunities of life and the rewards of labor shall be equitably apportioned."

By Dictionary of American Politics, by Edward C. Smith: Socialism—"The political and industrial doctrines that the control of all the forces of a nation should be placed in the hands of the wealth-producing classes for the purpose of bringing about public ownership and operation of the principal means of production and exchange."

By American Yearbook: Socialism—"To be regarded, not primarily as a theoretical system or scheme of social reorganization, but as a class movement growing out of the facts of capitalist society, which has developed a body of theory and a program to meet its

needs. It aims at the establishment of economic liberty, international peace and social harmony through abolition of private ownership and control of socially necessary means of production and distribution, and the substitution therefor of public ownership and democratic administration, with production for use instead of profit."

By New International Encyclopedia: Socialism—"An ideal economic system in which industry is carried on under social direction for the benefit of society as a whole."

By Encyclopedia Britannica: Socialism—"That policy or theory which aims at securing by the action of the central democratic authority a better distribution, and in due subordination thereunto a better production, of wealth than now prevails."

This is largely a national problem and the Socialist national platform, which the Socialist party of the State of Wisconsin endorses, contains the federal program.

### Socialists for Progress

The advance of any state in this country in its accomplishments in progressive legislation can be measured in proportion to the strength of the Socialist party. The educational efforts put forth by the Socialists during the past thirty years have brought many improvements, even in places where no Socialists have been elected to office, but the greatest advances have been made where there have been numerous Socialist officials elected. Consequently Wisconsin, having the strongest Socialist movement and the largest number of Socialist elected officials, has the most legislation for the benefit of the producers of wealth in mill, mine and factory and on the farm.

We are rightfully proud of the record made by the Socialist members of the state legislature. Practically all of the good legislation enacted in this state in recent years was either directly introduced, or indirectly initiated by the Socialists.

We pledge all Socialist state candidates earnestly and aggressively to fight to put the following state program in effect:

### Public Ownership

1. Public ownership and public development of the water powers of Wisconsin and public ownership of a single state system for the production and transmission of electrical energy so that the people of Wisconsin may obtain power and light at the lowest possible cost.

2. The development of an effective state system of fighting forest fires and of reforestation. The creation of joint reforestation areas between the state and counties, between the state and cities, towns and villages, so that each unit contributes to the reforestation project and each unit derives a portion of the revenues arising therefrom.

### Repeal of Public Utilities Act

3. The taking away from the Wisconsin Railroad Commission of all power to control and regulate public utilities and co-operatives.

Such power, in effect, has already been nullified by the decisions of the United States Supreme Court and by the technical developments of the public utility industries. The present Railroad Commission's control of public utilities is a costly and meaningless activity of the state government.

#### **Expansion of Insurance**

4. The expansion and extension of the state insurance department so as to include state insurance against unemployment and sickness; also hail and tornado insurance. The extension and expansion of the state life insurance fund and the state fire insurance fund and the creation of a state insurance fund in connection with the workmen's compensation act.

5. More liberal application of the Workmen's Compensation law and liberalization of the old age pension act.

6. Action to make the state constitution amendable by favorable action of one legislature and the favorable vote of the people on any specific amendment.

#### **Right of Cities, Counties, Towns and State to Own and Operate Marketing Facilities**

7. Granting the right to villages, towns, cities, counties and the state to own and operate all facilities necessary to market and distribute the products of Wisconsin farmers to the consumer; and to own and operate other industries.

#### **Repeal of Personal Property Taxes**

8. Gradual repeal of all taxes on personal property and of all taxes on improvements.

9. The merging of the two houses of the state legislature into one. There is no more need of two houses of the legislature than of two houses of the County Board of Supervisors in each county, or of two houses of the Common Council in each city.

10. Heavy penalties for the formation of private armies of vigilantes by any group of citizens for any purpose.

11. The development of the St. Lawrence waterway.

12. To maintain freedom of speech, freedom of the press, freedom of assemblage, freedom of conscience, religious and academic liberty. We are against race hatred, nationalistic hatred, religious hatred and mob rule.

#### **Legal Right to Wines and Beer**


13. In the failure of prohibition enforcement in the United States, the Socialist party sees the result of blind, blundering legislative methods so characteristic of Republican and Democratic politicians. As the one sane solution of this serious problem, the Socialist party

advocates legislation that will permit of domestic use of light wines and beer, and the manufacture for sale of alcoholic beverages by the federal government alone under strict safeguards and proper restrictions. Wisconsin is the first state in the union to obtain the sentiment of the people on prohibition by the 1926 fall referendum. This referendum was made possible by a resolution introduced by a Socialist legislator and the people would not have been allowed to express their opinion on this subject had there been no Socialist in the legislature.

### **Socialists the Only Dependable Elected Officials**

The Socialist party is the only political party which can guarantee that its elected officials will vote and act in behalf of the party platform.

We urge all lovers of freedom to join with the city workers and the farmers to support and strengthen the position of the Socialist party, which stands for human brotherhood and the right of every one to the full value of his labor.



Lake Owen, near Drummond, is noted for the beauty of its crystal waters.

GENERAL ELECTION, NOVEMBER 2, 1926  
VOTE FOR GOVERNOR

Counties, Towns, Cities, Villages and Election Precincts	Cady Dem.	Emerson Pro.	Zimmer- man Rep.	Kent Soc.	Perry Ind.	Gordon Soc. Lab.	Scatter- ing
<b>ADAMS CO.</b>							
Adams.....	9	1	26		4		
Big Flats.....			14		4		
Colburn.....	2	1	20		4		
Dell Prairie.....	9		28	1	4	1	
Easton.....	4	1	41	1	4		
Jackson.....	2		43	4	2		5
Leola.....	3	1	17		4	1	
Lincoln.....	10		37		2		2
Monroe.....	1		43	1	2	1	
New Chester.....	1		36		5		
New Haven.....	15		31	2			2
Preston.....	2	1	23	3	2		
Quincy.....		2	26		3		
Richfield.....	6	1	16		4		
Rome.....	5	4	25	3	6		
Springville.....	3		23		5		
Strong's Prairie.....	6	6	94	1	3		1
Friendship, vil.....	22	3	54	7	7		
City of Adams, 1st ward.....	20	2	55	12	12	2	
City of Adams, 2nd ward.....	35	2	91	19	18		
Totals (1,090).....	155	25	743	54	98	5	10
<b>ASHLAND CO.</b>							
Agenda.....		2	47	4	8	3	
Ashland.....	3	2	74	6	7		
Butternut.....	9		51	5	8	2	
Gingles.....	5	12	66	1	10	2	
Gordon.....	9	4	76	3	17		
Jacobs.....	24	1	188	3	15	3	
La Pointe.....	1		41				
Marengo.....	2	1	53	1	3	1	
Morse.....	4	2	71	1	27	1	
Peeksville.....	4		28		2	1	
Sanborn.....	4		61		90	1	
Shanagolden.....	1		17	4	17	1	
White River.....	2		91	1	13		
Ashland, city							
1st ward.....	18	10	183	9	24	3	
2nd ward.....	27	15	228	9	51	2	
3rd ward.....	15	9	285	3	51	16	
4th ward.....	19	4	143	4	37	10	
5th ward.....	27	10	171	7	64	3	
6th ward.....	53	12	202	4	82	4	
7th ward.....	32	8	186	16	87	6	
8th ward.....	22	2	144	29	79	4	
9th ward.....	42	1	123	16	72	8	
10th ward.....	8	1	170	31	54	1	
Mellen, city:							
1st ward.....	13		85	1	26		
2nd ward.....	10		63	2	22	1	
3rd ward.....	3	1	32		13		
Butternut, vil.....	18		92		28	2	
Total (4,610).....	390	107	2,970	160	907	75	
<b>BARRON CO.</b>							
Almena.....	4	4	117	2	59	4	
Arland.....	7		115	5	29	1	
Barron.....	13	8	166	6	12	1	
Bear Lake.....	8		47	2	26	2	
Cedar Lake.....	1	1	71	1	4		
Chetek.....	2	8	177	11	19	3	
Clinton.....	16	5	137	14	36	1	
Crystal Lake.....	6	3	116		15	2	
Cumberland.....	6	6	146	3	10	2	
Dallas.....	10	5	153	4	13	2	
Dovre.....	22	12	119	1	31	2	
Doyle.....	6	3	70	2	6		
Lakeland.....	6	1	69	1	8	2	
Maple Grove.....	11	11	388	1	14	1	

## VOTE FOR GOVERNOR—Continued

Counties, Towns, Cities, Villages and Election Precincts	Cady Dem.	Emerson Pro.	Zimmer- man Rep.	Kent Soc.	Perry Ind.	Gordon Soc. Lab.	Scatter- ing
<b>BARRON CO.—(con.)</b>							
Maple Plain.....		2	38	5	4		1
Oak Grove.....	14	3	66	5	27	7	
Prairie Farm.....		4	118		20	2	2
Rice Lake.....	4	1	112	18	18	3	2
Stanford.....	6	2	107	8	8	2	
Stanley.....	4	1	107	10	12	1	
Summer.....	3	4	97	5	15	4	
Turtle Lake.....	6	2	36		16		
Vance Creek.....	4	5	91	5	8	2	
Cameron, vil.....	10	3	133	3	33	1	
Dallas, vil.....	5	2	108	4		1	
Haugen, vil.....	5	2	22		32		1
Prairie Farm, vil.....	2	4	49		4		
Turtle Lake, vil.....	13	2	84	1	1	1	1
Barron, city.....	64	17	402	6	39	10	
Chetek, city.....	15	9	208	14	49	4	
Cumberland, city.....	20	5	287	3	33	2	
Rice Lake, city:							
1st ward.....	19	5	81	18	24	2	
2nd ward.....	8	7	77	11	16	1	
3rd ward.....	9	3	112	21	25	1	
4th ward.....	3	1	90	19	15	4	
5th ward.....	5	7	86	5	8	1	
6th ward.....	8	3	71	18	5		
7th ward.....	7	2	48	10	1	1	
8th ward.....	4	3	59	7	5		
Totals (6,155).....	356	175	4,577	261	704	73	9
<b>BAYFIELD CO.</b>							
Barksdale.....	3		87	4	3		
Barnes.....			35		5	2	
Bayfield.....	2	2	84	2	6	2	
Bayview.....	1	1	72		9	1	
Bell.....	4		48	4	2		
Cable.....	1		48	3	1	2	
Clover.....			33	3	1	1	1
Delta.....	1		17	2	2		
Drummond.....	4	5	171	8	9	2	
Eileen.....	4	6	38	5	10	1	
Hughes.....	6	2	17				
Iron River.....	7	4	148	2	4	1	
Kelly.....	2	1	59	4	1		
Keystone.....	3		27			1	2
Lincoln.....	1	2	28		3		2
Mason.....	1	1	76	5	3	2	5
Namekagon.....	1		32	4		1	
Orienta.....			25		2		
Oulu.....	3	4	132	9			
Pilsen.....	2	1	27		8	1	
Fort Wing.....	3	4	110	7	2		
Fratt.....	9	8	64	6	6	3	1
Russell.....	6	3	45	1	6		1
Tripp.....			43	1	1	1	
Washburn.....		4	54	1	4	2	
Cabbe, vil.....	4		56		1	1	
Mason, vil.....	1		44	1			1
Bayfield, city:							
1st ward.....	2	2	46	1	15		
2nd ward.....	1	1	20		2	1	
3rd ward.....		1	54	3	1		
4th ward.....	1	1	36		5		
Washburn, city:							
1st ward.....	20	2	119	1	26	1	
2nd ward.....			65	1	6	1	
3rd ward.....	3		73	1	7		
4th ward.....	2		77	1	3	1	
5th ward.....	1	2	58	3	11	1	
6th ward.....	3	3	25		2		
Totals (2,649).....	102	61	2,193	89	167	30	13

VOTE FOR GOVERNOR—Continued

Counties, Towns, Cities, Villages and Election Precincts	Cady Dem.	Emerson Pro.	Zimmer- man Rep.	Kent Soc.	Perry Ind.	Gordon Soc. Lab.	Scatter- ing
<b>BROWN CO.</b>							
Allouez.....	110	3	194	15	57	1	
Ashwaubenon.....	29	2	60	2	7	2	
Bellevue.....	28		34	3	5		
De Pere.....	54	4	50	5	6		
Eaton.....	114		57	2	3	1	
Glenmore.....	89	3	76	35	16	2	
Green Bay.....	8	3	51		14	3	
Hobart.....	15	2	66	2	3	1	
Holland.....	128		44		24		
Howard.....	115	2	126	11	16	1	
Humboldt.....	41		67		9	1	
Lawrence.....	25	2	69	13	3		
Morrison.....	55	1	114	24	10		
New Denmark.....	58	5	137	8	41	3	
Pittsfield.....	38	1	88	4	10		
Preble.....	92	10	267	21	39	4	
Rockland.....	51	1	43	7	10	1	
Scott.....	71	4	86		21		
Suamico.....	28	2	119		13		
Wrightstown.....	64	1	74	1	8	1	
De Pere, city:							
1st ward.....	116	2	238	4	15		
2nd ward.....	182	5	186	4	11	2	
3rd ward.....	163	3	169	16	47	3	
4th ward.....	5		79	76	6		
Green Bay, city:							
1st ward.....	90	4	342	7	46		
2nd ward, 1st prec.....	152	6	369	16	41		
2nd ward, 2nd prec.....	72	4	135	14	31	1	
3rd ward.....	260	10	362	11	59	2	
4th ward.....	154	7	326	18	40		
5th ward.....	118	7	261	28	34	8	
6th ward.....	78	6	250	19	31	1	
7th ward.....	53	2	191	9	31		
8th ward.....	102	3	263	19	44	4	
9th ward.....	64	2	191	19	23	3	
10th ward.....	90	8	193	14	28	5	
11th ward.....	70	7	186	39	37	6	
12th ward.....	122	4	158	19	30		
13th ward.....	119	4	201	19	60	5	
14th ward.....	114	7	256	25	55	6	
15th ward.....	107		315	13	43	2	
16th ward.....	107	11	304	21	25	4	
17th ward.....	64	8	210	34	34	4	
18th ward.....	79	7	210	42	27	2	
19th ward.....	52	9	147	41	30	5	
20th ward.....	69	3	179	71	23	2	
Denmark, vil.....	61	2	93	1	26		
Pulaski, vil.....	100	3	55	6	70	6	
Wrightstown, vil.....	61		70	3	4	1	
Totals (14,173).....	4,093	177	7,757	780	1,267	99	
<b>BUFFALO CO.</b>							
Alma.....		3	48	12	7	1	2
Belvidere.....	4		49	2	1		
Buffalo.....	7	2	50	2	1		
Canton.....	7	1	52	1	3		
Cross.....	4	1	66	1	4		2
Dover.....	5	3	70		9		
Gilmanton.....	4		95		21		
Glencoe.....	17	1	43		4		
Lincoln.....		1	37	21	2		
Maxville.....	10	3	57	3	5		
Milton.....	4	1	9		4	1	
Modena.....	4	5	70	9	10	2	
Mondovi.....	2		80		6		
Montana.....	8		29	7			2
Naples.....			98	1	11	1	1
Nelson.....	16	3	153		5	1	
Waumandee.....	3	1	52		3		
Alma, city:							
1st ward.....	5		38	3	7		

## VOTE FOR GOVERNOR—Continued

Counties, Towns, Cities, Villages and Election Precincts	Cady Dem.	Emerson Pro.	Zimmer- man Rep.	Kent Soc.	Perry Ind.	Gordon Soc. Lab.	Scatter- ing
<b>BUFFALO CO.—(con.)</b>							
2nd ward.....	11		29	3	5		
3rd ward.....	3		22	14	2		
Buffalo, city:			16	2	5		
Fountain, city:							
1st ward.....	17		50		8		
2nd ward.....	17	2	67	3	16		1
Mondovi, city:							
1st ward.....	8	9	110		16	1	
2nd ward.....	3	5	146	1	16	2	4
Cochrane, vil.....	2	1	45	12	5		
Totals (2,081).....	158	42	1,581	97	182	9	12
<b>BURNETT CO.</b>							
Anderson.....		1	84	10	1	3	
Blaine.....	1		19		1		
Daniels.....	5	1	85	7	13	1	3
Dewey.....	1	1	64			1	
Grantsburg.....	4	5	97	2	2	3	4
Jackson.....	1	1	19		2		3
La Follette.....	8		29	2	2		
Lincoln.....		1	39		2		
Meenon.....	5		77		4		
Oakland.....		2	56		5	1	2
Roosevelt.....		3	31	1		1	1
Rusk.....	2	2	19	2	3		1
Sand Lake.....	1		38	2			
Scott.....			18				
Siren.....	1	1	114	3	9	1	
Swiss.....	2		85	2			10
Trade Lake.....	1	11	173	10	18	3	6
Union.....			26	1	2	1	
Weblake.....		1	15		1		
West Marshland.....	4		43		1		
Wood River.....	2	1	184	1	7		
Grantsburg, vil.....	2	7	202		14		
Webster, vil.....	12		74	3	1	1	
Totals (1,865).....	52	38	1,591	46	87	21	30
<b>CALUMET CO.</b>							
Brillion.....	22	3	192	2	14		2
Brothertown.....	122		97		16	2	2
Charlestown.....	32	6	127	4	8		2
Chilton.....	87	4	102	3	5	2	
Harrison.....	106	2	90	2	49	4	
New Holstein, town.....	46	3	79	9	6	3	1
Rantoul.....	46	1	138	1	8	2	
Stockbridge.....	109		98		5		
Woodville.....	49	3	80	1	25	1	
Chilton, city.....	318	9	209	12	33	2	
Kiel, vil.....							
2nd prec.....	11		19	1	1		1
Brillion, vil.....	41	4	217	7	15	1	
Hilbert, vil.....	45	1	66		18		
New Holstein, city.....	55		189	17	47	1	
Stockbridge, vil.....	43		32		13		
Totals (3,373).....	1,182	26	1,817	59	263	18	8
<b>CHIPPEWA CO.</b>							
Anson.....	12	5	157	6	63	2	
Arthur.....	8		110	2	29	2	
Auburn.....	15	1	142	9	14	8	1
Birch Creek.....	2	3	58	1	3		
Bloomer.....	21	4	159	7	15	6	
Cleveland.....	3		89		8	1	
Colburn.....	8	1	121		15	4	5
Delmar.....	27	6	122	1	46	10	
Eagle Point.....	11		234	1	35	1	
Edson.....	23	5	185	2	78	3	
Estella.....	1	3	76	1	6	2	
Goetz.....	10	3	137	2	5		
Halley.....	10	3	108	2	23	1	



VOTE FOR GOVERNOR—Continued

Counties, Towns, Cities, Villages and Election Precincts	Cady Dem.	Emerson Pro.	Zimmer- man Rep.	Kent Soc.	Perry Ind.	Gordon Soc. Lab.	Scatter- ing
<b>CHIPPEWA CO.—(con.)</b>							
Holcombe.....	6	2	99	3	8	-----	-----
Howard.....	34	-----	63	7	9	2	-----
Lafayette.....	5	1	230	3	52	2	-----
Ruby.....	2	2	66	9	1	2	-----
Sampson.....	5	2	88	1	61	7	-----
Sigel.....	10	1	111	-----	10	-----	1
Tilden.....	10	2	138	-----	24	7	1
Wheaton.....	16	7	123	5	18	-----	-----
Woodmohr.....	16	-----	112	9	32	8	-----
Bloomer, city:	30	8	345	10	58	5	7
1st ward.....	-----	-----	-----	-----	-----	-----	-----
2nd ward.....	-----	-----	-----	-----	-----	-----	-----
3rd ward.....	-----	-----	-----	-----	-----	-----	-----
4th ward.....	-----	-----	-----	-----	-----	-----	-----
Chippewa Falls, city:	-----	-----	-----	-----	-----	-----	-----
1st ward.....	16	1	245	3	33	5	-----
2nd ward.....	29	3	196	3	54	4	-----
3rd ward.....	30	1	203	1	27	2	-----
4th ward.....	11	-----	187	2	52	-----	-----
5th ward.....	60	4	227	2	73	3	-----
6th ward.....	13	4	195	1	34	4	-----
7th ward.....	11	1	172	1	15	-----	-----
8th ward.....	35	2	208	2	35	5	-----
9th ward.....	4	2	138	2	43	5	2
10th ward.....	7	1	180	2	25	-----	-----
Stanley, city:	-----	-----	-----	-----	-----	-----	-----
1st ward.....	4	4	139	1	25	6	-----
2nd ward.....	10	1	83	2	34	4	-----
3rd ward.....	10	2	105	-----	14	4	-----
4th ward.....	11	5	81	1	78	2	-----
Boyd, vil.....	16	2	57	1	62	2	-----
Cadott, vil.....	25	2	122	1	34	2	-----
Cornell, vil.....	10	3	194	3	33	5	-----
New Auburn, vil.....	3	-----	73	-----	25	-----	-----
Totals (8,233).....	590	98	5,874	117	1,309	228	17
<b>CLARK CO.</b>							
Beaver.....	1	-----	105	2	12	5	-----
Butler.....	7	2	25	-----	1	-----	-----
Colby.....	2	2	97	-----	4	1	-----
Dewhurst.....	-----	-----	15	-----	-----	-----	-----
Eaton.....	18	3	132	7	26	3	-----
Foster.....	-----	-----	13	-----	2	-----	-----
Fremont.....	4	1	236	4	37	6	-----
Grant.....	11	3	172	17	31	9	-----
Green Grove.....	3	2	99	27	14	2	-----
Hendren.....	-----	-----	56	19	4	22	-----
Hewett.....	2	-----	47	-----	-----	-----	-----
Hixon.....	13	7	161	2	5	3	-----
Hoard.....	6	4	123	3	16	-----	-----
Levis.....	6	-----	66	2	16	-----	-----
Longwood.....	14	2	152	6	15	1	-----
Loyal.....	23	4	177	3	21	4	-----
Lynn.....	4	1	148	15	8	1	-----
Mayville.....	15	4	109	5	5	-----	-----
Mead.....	2	-----	39	2	9	3	-----
Mentor.....	8	3	133	3	14	3	-----
Pine Valley.....	1	3	160	3	26	2	-----
Reseberg.....	13	3	114	1	12	6	-----
Sherman.....	6	2	139	3	11	-----	-----
Seif.....	1	-----	37	1	4	-----	-----
Sherwood.....	2	3	30	-----	8	-----	-----
Thorp.....	11	4	136	1	43	4	-----
Unity.....	15	4	227	4	28	2	-----
Warner.....	20	1	154	2	11	5	-----
Washburn.....	2	-----	64	-----	3	1	-----
Weston.....	3	3	127	1	27	3	-----
Withee.....	50	1	71	1	47	4	-----
Worden.....	15	-----	107	6	51	8	-----
York.....	11	3	234	1	20	5	-----
Colby, city, 2nd ward.....	11	-----	60	1	7	1	-----

## VOTE FOR GOVERNOR—Continued

Counties, Towns, Cities, Villages and Election Precincts	Cady Dem.	Emerson Pro.	Zimmer- man Rep.	Kent Soc.	Perry Ind.	Gordon Soc. Lab.	Scatter- ing
<b>CLARK CO.—(con.)</b>							
Colby, city, 3rd ward	6	2	68	1	7	0	
Greenwood, city	22	5	185	1	30	1	
Neillsville, city:							
1st ward	16		149		27	3	
2nd ward	8	2	191		17		
3rd ward	2	4	182		26	3	
4th ward	4		123	2	15		
Abbotsford, vil.	8	2	113	3	19	2	
Curtis, vil.	4		29	1	3		
Dorchester, vil.	21	3	57	1	12	2	
Granton, vil.	16	1	74		18		
Loyal, vil.	27	2	174		30	5	
Owen, city:							
1st ward	2	1	45		2		
2nd ward	5	2	97		10		
3rd ward	1	3	96		1		
4th ward	4		87		15		
Thorp, vil.	24	2	186	1	47	5	
Unity, vil.	6		31		4		
Withee, vil.	3	1	126	1	19	2	
Totals (7,517)	479	95	5,778	153	884	128	
<b>COLUMBIA CO.</b>							
Arlington	20	4	131	17	26	1	
Caledonia	21		153	4	33	7	
Columbus	24	2	49	4	8	1	
Courtland	7	1	86		2	1	
Dekorra	11	1	146	2	14		
Fort Winnebago	24		75		17	1	
Fountain Prairie	30	2	64	2	9		
Hampden	18	2	66	7	13	3	
Leeds	9	1	95	19	12	2	
Lewiston	12	2	89		11	5	
Lodi	7	2	75	5	21	4	
Lowville	9		101	1	28	2	
Marcellon	30	3	92		29		
Newport	6	3	37		2	1	
Otsego	23		127	8	29		
Pacific	8	2	44	2	3		
Randolph	6	3	122	5	8		
Scott	4		81	1	11		
Springvale	12		68	2	19		
West Point	17		89	6	36		
Wycocena	6		87	1	14	1	
Cambria, vil.	9	7	203		27		
Doylestown	39		27	4	8	1	
Fall River, vil.	4	2	84		10		
Kilbourn, city:							
1st ward	20	1	111	6	29	2	
2nd ward	18	3	83	6	15	1	
3rd ward	13	2	59		10		
Lodi, vil.	28	4	287	8	52	2	
Pardeeville, vil.	25	2	199	2	9	5	
Poynette, vil.	17	2	192	1	16	1	
Randolph, vil.	3	1	128		2		
Rio, vil.	24	4	159	3	25	4	
Wycocena, vil.	8	4	79	2	5	2	
Columbus, city:							
1st ward	65	3	222	5	26	4	
2nd ward	32	3	92	2	19	1	
3rd ward	42	4	115	2	6	1	
Portage, city:							
1st ward	69	1	89	1	10	1	
2nd ward	110	4	230	1	33	3	
3rd ward	55	5	206	2	44	5	
4th ward	62	2	304	2	87	2	
5th ward	49		329	5	46	3	
Totals (7,193)	1006	82	5,075	138	824	68	

VOTE FOR GOVERNOR—Continued

Counties, Towns, Cities, Villages and Election Precincts	Cady Dem.	Emerson Pro.	Zimmerman Rep.	Kent Soc.	Perry Ind.	Gordon Soc. Lab.	Scattering
<b>CRAWFORD CO.</b>							
Bridgeport.....	12	3	37	---	8	4	---
Clayton.....	122	14	208	1	9	1	---
Eastman.....	46	2	61	2	1	---	---
Freeman.....	14	3	159	1	13	---	---
Haney.....	29	1	85	1	4	---	---
Marietta.....	37	1	67	---	22	---	---
Prairie du Chien.....	24	---	137	2	17	1	---
Scott.....	58	4	81	---	4	2	---
Seneca.....	79	7	230	7	20	---	3
Utica.....	41	47	230	---	18	---	---
Wauzeka.....	14	1	33	20	6	---	---
Bell Center, vil.....	13	2	12	1	3	---	---
De Soto, vil.....	2	---	61	---	6	1	---
Eastman, vil.....	11	---	36	---	8	1	---
Ferryville, vil.....	3	1	128	---	11	1	---
Gays Mills, vil.....	52	4	23	1	21	---	---
Lynxville, vil.....	7	2	129	---	11	---	---
Soldiers Grove, vil.....	25	4	45	2	7	---	---
Steuben, vil.....	7	1	83	2	14	---	---
Wauzeka, vil.....	16	4	41	1	8	---	---
Prairie du Chien, city:							
1st ward.....	14	2	181	2	31	1	---
2nd ward.....	83	4	141	2	35	1	---
3rd ward.....	84	2	24	---	6	---	---
4th ward.....	16	---	---	---	---	---	---
Totals (3,298).....	805	68	2,081	45	283	13	3
<b>DANE CO.</b>							
Albion.....	11	8	182	19	70	2	---
Berry.....	3	1	55	1	43	9	---
Black Earth.....	5	5	67	6	13	---	1
Blooming Grove.....	23	8	181	20	42	4	11
Blue Mounds.....	21	3	59	4	24	---	---
Bristol.....	14	---	47	4	15	---	---
Burke.....	12	5	157	11	27	---	1
Burke.....	15	4	129	36	30	---	1
Christiana.....	14	---	100	8	7	---	1
Cottage Grove.....	67	2	32	6	67	6	4
Cross Plains.....	14	1	57	2	35	1	---
Dane.....	16	2	88	8	15	2	---
Deerfield.....	19	4	132	7	21	2	---
Dunkirk.....	21	4	70	11	14	---	---
Dunn.....	48	1	80	2	39	3	---
Fitchburg.....	26	7	367	9	82	2	9
Madison.....	13	5	74	---	10	1	---
Mazomanie.....	28	5	73	6	11	2	---
Medina.....	17	4	120	12	15	---	---
Middleton.....	26	2	52	7	14	---	2
Montrose.....	22	2	56	3	14	1	---
Oregon.....	18	2	84	11	28	---	---
Perry.....	8	3	93	7	20	3	2
Pleasant Springs.....	3	---	70	3	10	---	---
Frimrose.....	34	---	21	17	56	3	---
Roxbury.....	10	3	127	13	25	1	---
Rutland.....	8	2	75	11	24	1	---
Springdale.....	53	---	24	---	186	10	---
Springfield.....	24	2	47	6	12	1	1
Sun Prairie.....	14	---	45	6	24	2	---
Vermont.....	11	4	109	3	12	---	---
Verona.....	10	1	72	1	9	---	---
Vienna.....	31	2	92	5	104	4	---
Westport.....	7	5	153	7	18	1	2
Windsor.....	23	---	71	3	10	---	---
York.....	15	3	95	---	19	1	1
Belleville, vil.....	7	5	137	10	15	2	1
Black Earth, vil.....	3	---	31	1	6	---	---
Blue Mounds, vil.....	3	2	27	---	1	---	---
Brooklyn, vil.....	2	---	112	30	11	---	---
Cambridge, vil.....	17	---	41	2	110	---	---
Cottage Grove, vil.....	9	---	12	---	49	1	1
Cross Plains, vil.....	17	2	26	3	119	---	---
Dane, vil.....	15	---	106	5	15	---	4
Deerfield, vil.....	7	12	100	4	222	2	2
De Forest, vil.....							

## VOTE FOR GOVERNOR—Continued

Counties, Towns, Cities, Villages and Election Precincts	Cady Dem.	Emerson Pro.	Zimmer- man Rep.	Kent Soc.	Perry Ind.	Gordon Soc. Lab.	Scatter- ing
<b>DANE CO.—(con.)</b>							
Marshall, vil. ....	21	5	93	4	9	-----	-----
Mazomanie, vil. ....	35	6	119	3	25	2	-----
McFarland, vil. ....	6	2	71	9	7	-----	-----
Middleton, vil. ....	26	2	144	1	39	1	-----
Mt. Horeb, vil. ....	53	7	238	12	132	4	4
Oregon, vil. ....	41	7	178	1	33	1	-----
Rockdale, vil. ....	7	1	29	3	1	1	2
Sun Prairie, vil. ....	84	6	142	2	60	1	-----
Verona, vil. ....	12	8	79	3	11	1	-----
Waunakee, vil. ....	37	3	70	3	111	3	1
Madison, city:							
1st ward. ....	48	8	326	13	182	3	-----
2nd ward, 1st prec. ....	48	5	394	4	133	3	-----
2nd ward, 2nd prec. ....	35	10	206	15	124	1	-----
3rd ward, 1st prec. ....	38	5	219	16	105	4	14
3rd ward, 2nd prec. ....	91	6	391	54	211	5	-----
4th ward. ....	95	14	368	10	343	4	22
5th ward, 1st prec. ....	77	14	365	47	154	2	-----
5th ward, 2nd prec. ....	53	7	361	25	91	4	11
6th ward, 1st prec. ....	48	7	342	36	110	11	-----
6th ward, 2nd prec. ....	74	14	422	91	144	9	11
6th ward, 3rd prec. ....	54	6	433	23	103	6	-----
7th ward, 1st prec. ....	132	23	609	46	225	6	15
7th ward, 2nd prec. ....	41	9	226	42	89	4	-----
8th ward. ....	103	3	344	36	305	5	19
9th ward, 1st prec. ....	46	3	128	13	91	4	5
9th ward, 2nd prec. ....	31	7	341	35	183	5	-----
9th ward, 3rd prec. ....	23	8	243	21	69	3	2
10th ward, 1st prec. ....	31	57	394	28	302	1	-----
10th ward, 2nd prec. ....	102	19	822	22	223	7	-----
Stoughton, city:							
1st ward. ....	12	8	122	17	26	2	3
2nd ward. ....	13	6	153	36	20	-----	2
3rd ward. ....	6	10	215	14	25	2	-----
4th ward. ....	15	8	280	14	25	1	-----
Totals (22,445) .....	2,427	425	13,215	1,029	5,029	172	148
<b>DODGE CO.</b>							
Ashippun. ....	52	1	75	70	7	1	-----
Beaver Dam. ....	73	1	96	1	10	1	-----
Burnett. ....	84	-----	169	5	6	-----	-----
Calamus. ....	29	4	56	-----	5	-----	-----
Chester. ....	27	2	77	1	15	1	-----
Clyman. ....	94	-----	74	3	16	-----	-----
Elba. ....	86	2	59	-----	4	1	-----
Emmet. ....	97	2	68	2	37	1	-----
Fox Lake. ....	24	3	72	6	2	-----	-----
Herman. ....	72	-----	109	21	25	3	-----
Hubbard. ....	24	3	147	4	16	-----	-----
Hustisford. ....	76	1	75	3	16	1	-----
Lebanon. ....	147	4	81	13	18	12	-----
Leroy. ....	71	1	116	1	9	2	-----
Lomira. ....	51	2	196	4	13	1	-----
Lowell. ....	56	5	106	3	14	1	-----
Oak Grove. ....	66	1	184	16	24	-----	-----
Portland. ....	38	-----	77	3	11	-----	-----
Rubicon. ....	127	3	69	1	6	1	-----
Shields. ....	67	-----	33	2	11	1	-----
Theresa. ....	36	-----	103	50	14	1	-----
Trenton. ....	59	1	113	1	2	2	-----
Westford. ....	44	-----	52	-----	15	-----	-----
Williamstown. ....	34	2	83	22	19	-----	-----
Beaver Dam, city:							
1st ward. ....	76	3	56	1	7	-----	-----
2nd ward. ....	175	5	163	6	21	-----	-----
3rd ward. ....	66	3	260	4	16	1	-----
4th ward. ....	175	4	195	3	23	1	-----
5th ward. ....	86	3	31	-----	2	-----	-----
6th ward. ....	93	2	148	-----	15	-----	-----
7th ward. ....	84	4	226	4	12	3	-----
8th ward. ....	105	3	273	4	14	2	-----

VOTE FOR GOVERNOR—Continued

Counties, Towns, Cities, Villages and Election Precincts	Cady Dem.	Emerson Pro.	Zimmer- man Rep.	Kent Soc.	Perry Ind.	Gordon Soc. Lab.	Scatter- ing
<b>DODGE CO.—(con.)</b>							
Horicon, city:							
1st ward.....	36	-----	158	25	16	2	-----
2nd ward.....	15	1	127	7	13	1	-----
3rd ward.....	30	2	216	29	20		-----
Juneau, city:							
1st ward.....	67	1	69	5	16	1	-----
2nd ward.....	57	1	77	7	15	1	-----
3rd ward.....	62	1	57	2	9		-----
Mayville, city:							
1st ward.....	47	1	135	32	41	1	-----
2nd ward.....	28	-----	64	10	27	1	-----
3rd ward.....	66	2	157	42	42	1	-----
Watertown, city:							
5th ward.....	64	2	111	1	10	-----	-----
8th ward.....	48	1	118	1	23	3	-----
13th ward.....	49	-----	106	5	20	-----	-----
14th ward.....	63	1	68	2	11	1	-----
Waupun, city:							
1st ward.....	27	4	136	-----	36	-----	-----
2nd ward.....	22	2	91	1	51	2	-----
3rd ward.....	22	3	74	-----	21	-----	-----
4th ward.....	15	3	93	-----	16	1	-----
Clyman, vil.....	69	-----	13	-----	-----	-----	-----
Fox Lake, vil.....	106	-----	236	4	34	-----	-----
Hustisford, vil.....	79	-----	97	8	13	-----	-----
Iron Ridge, vil.....	20	-----	53	2	8	2	-----
Lomira, vil.....	57	-----	130	3	29	1	-----
Lowell, vil.....	28	-----	52	4	4	-----	-----
Neosho, vil.....	34	-----	26	1	2	-----	-----
Randolph, vil.....	29	5	178	-----	1	-----	-----
Reeseville, vil.....	22	1	73	1	18	-----	-----
Theresa, vil.....	28	-----	63	21	13	1	-----
Totals (11,562).....	3,588	97	6,420	467	934	56	-----
<b>DOOR CO.</b>							
Baileys Harbor.....	6	-----	98	1	25	2	1
Brussels.....	10	1	54	2	132	7	-----
Clay Banks.....	-----	1	64	1	28	-----	-----
Egg Harbor.....	5	-----	101	1	45	4	1
Forestville.....	14	2	116	1	43	2	-----
Gardner.....	8	-----	60	1	29	2	-----
Gibraltar.....	3	1	76	2	32	2	-----
Jacksonport.....	6	3	78	2	27	3	-----
Liberty Grove.....	-----	2	228	-----	24	1	1
Nasewaupsee.....	12	1	114	5	63	5	-----
Sevastopol.....	10	11	174	2	69	4	-----
Sturgeon Bay.....	4	2	91	2	16	1	-----
Union.....	1	1	76	-----	52	4	-----
Washington.....	1	3	58	1	6	-----	-----
Ephriam, vil.....	1	2	27	1	7	-----	-----
Sister Bay.....	-----	3	48	-----	24	-----	-----
Sturgeon Bay, city:							
1st ward.....	16	7	225	2	112	7	-----
2nd ward.....	9	2	168	1	47	-----	-----
3rd ward.....	9	4	162	2	49	2	-----
4th ward.....	6	11	224	4	33	2	-----
Totals (3,356).....	120	57	2,234	33	861	48	3
<b>DOUGLAS CO.</b>							
Amnicon.....	1	2	77	-----	14	-----	-----
Bennett.....	10	2	71	2	7	-----	-----
Brule.....	5	2	82	5	7	2	-----
Cloverland.....	1	3	41	-----	6	1	-----
Dairyland.....	1	2	42	1	2	-----	-----
Gordon.....	1	1	118	-----	5	1	-----
Hawthorne.....	5	6	107	1	6	3	-----
Highland.....	-----	-----	3	-----	5	1	-----
Lakeside.....	1	2	76	3	4	1	-----
Maple.....	-----	1	36	3	28	1	-----
Oakland.....	1	4	89	4	11	1	-----
Parkland.....	7	2	111	3	10	1	-----

VOTE FOR GOVERNOR—Continued

Counties, Towns, Cities, Villages and Election Precincts	Cady Dem.	Emerson Pro.	Zimmer- man Rep.	Kent Soc.	Perry Ind.	Gordon Soc. Lab.	Scatter- ing
<b>DOUGLAS CO.—(con.)</b>							
Solon Springs.....		2	78		3	3	
Summit.....		1	94	3	13	2	
Superior, town:							
1st ward.....	2	4	137	4	17	7	
2nd ward.....	4		45	1	1	3	
Wascott.....	1	4	59		6	1	
Superior, city:							
1st ward.....	34	18	572	13	52	5	
2nd ward.....	33	20	608	22	52	10	1
3rd ward, east prec.....	3	6	247	8	7	4	
3rd ward, west prec.....	9	8	232	8	5	1	
4th ward, 1st prec.....	5	2	275	12	11	3	
4th ward, 2nd prec.....	4	2	359	13	17	6	
5th ward, north prec.....	13	10	607	17	64	4	
5th ward, south prec.....	37	19	743	9	53	8	
6th ward, east prec.....	35	4	321	1	41	2	
6th ward, west prec.....	12	2	321	12	35		1
7th ward, 1st prec.....	67	15	645	6	77	3	
7th ward, 2nd prec.....	38	22	905	17	70	9	6
8th ward.....	17	15	500	5	26	4	
9th ward, east prec.....	3	6	348	7	19	3	
9th ward, west prec.....	15	6	319	10	43	4	
10th ward, east prec.....	1		112	9	23		
10th ward, west prec.....	14	2	220	6	21	6	
Lake Nebagamon, vil.....		3	69	1	5	1	
Oliver, vil.....			35		2		
Poplar, vil.....	1	2	84		10	1	
Solon Springs, vil.....	4	2	64	2	11		
Totals (10,548).....	385	204	8,852	208	789	102	8
<b>DUNN CO.</b>							
Colfax.....	3	1	58	2	9	1	
Dunn.....	19	5	212	1	32		
Eau Galle.....	5	1	85	18	46	3	
Elk Mound.....		3	81	1	8		
Grant.....	8	1	57	6	13	3	
Hay River.....			121	1	4	1	
Lucas.....	2	1	137	3	13	3	
Menomonie.....	8	1	211	4	57	2	1
New Haven.....	16	4	130	4	15		2
Otter Creek.....			43	7		1	
Peru.....	3	1	49		3		
Red Cedar.....	4		152		21		
Rock Creek.....	1	2	65	9	32	1	1
Sand Creek.....	3	4	98		3		
Sheridan.....	3	2	86	8	9	1	
Sherman.....	7	2	197	2	10	2	
Spring Brook.....	1	9	134	9	31	1	
Stanton.....	10	5	196	2	15		
Tainter.....	1	3	165	2	16	1	
Tiffany.....	2		120	8	21		
Weston.....	2	3	94	2	5	2	
Wilson.....	3		86	4	3	2	
Boyceville, vil.....	6	3	135	1	9	3	
Colfax, vil.....	18	7	168	3	21	5	5
Downing, vil.....	2	3	113	3	4		
Elk Mound, vil.....		2	87		9		1
Knapp, vil.....	14	2	139		23		
Ridgeland, vil.....	3	1	41	3		3	
Wheeler, vil.....	1	2	68	1	6		
Menomonie, city:							
1st ward.....	3	1	197	10	27	1	2
2nd ward.....	17	4	189	1	43	2	
3rd ward.....	29	6	327	6	103		
4th ward.....	10	6	330	6	43	6	
Totals (5,486).....	204	85	4,371	127	643	44	12
<b>EAU CLAIRE CO.</b>							
Bridge Creek.....	5	2	104	2	13	3	
Brunswick.....	10	2	98	1	21	3	
Clear Creek.....	7	2	86		25	1	4

VOTE FOR GOVERNOR—Continued

Counties, Towns, Cities, Villages and Election Precincts	Cady Dem.	Emerson Pro.	Zimmer- man Rep.	Kent Soc.	Perry Ind.	Gordon Soc. Lab.	Scatter- ing
<b>EAU CLAIRE CO.—(con.)</b>							
Drammen	1	2	70	1	25		
Fairchild	4	3	34		5		
Lincoln	1		95	3	23	1	2
Ludington	2		70	7	16		1
Otter Creek	3		76		10		1
Pleasant Valley	3	2	150	1	40		2
Seymour			52		18		1
Union	11	3	155	6	38	1	
Washington	13	6	144	3	30	4	
Wilson	10	2	37	3	46	1	
Altoona, city:							
1st ward	4	3	63	4	37	5	
2nd ward	12	1	75	6	60		1
Augusta, city:	7	3	212	5	48		
Eau Claire, city:							
1st ward	19	2	142	11	110	9	
2nd ward	23	10	277	8	128	2	2
3rd ward	36	13	650	4	208	5	
4th ward	10	3	114	3	31	2	
5th ward	27	2	402	3	134	5	
6th ward	44	8	427	1	209	2	
7th ward	24	14	321	4	121	8	
8th ward	18	14	300				
9th ward	29	13	522	14	120	6	
10th ward	53	13	489	11	207	7	
Fairchild, vil.	7		32	1	14	1	1
Fall Creek, vil.	3	2	89	2	52	11	3
Totals (7,862)	391	125	5,355	107	1,789	77	18
<b>FLORENCE CO.</b>							
Aurora	3	4	215		14	4	
Commonwealth			62	2	7	1	
Fern	1		32	1			
Fence	1		59		4	1	
Florence	10	3	389	2	33	6	
Homestead			120	4	6	2	
Long Lake	6	1	27			3	
Tipler	2		100		3		
Totals (1,128)	23	8	1,004	9	67	17	
<b>FOND DU LAC CO.</b>							
Alto	7	6	215	1	16	1	
Ashford	27	1	183	4	19	1	
Auburn	15	2	140		7	3	
Byron	83	4	125	3	14		2
Calumet	43	2	46	2	86	6	
Eden	99	6	96	7	7	1	
Eldorado	49		189	2	12	2	
Empire	56	2	79		13	1	
Fond du Lac	72	3	177	2	7		
Forest	48	1	78		27	3	
Friendship	63		118	2	5	4	
Lamartine	39		130	4	12	1	
Marshfield	89	3	75	4	51	6	
Metomen	13	2	103		8	1	
Oakfield	25	2	105		6		
Osceola	42	4	101	2	21	3	
Ripon	19	1	152	2	7		
Rosendale	9	1	100	2	10	1	
Springvale	26	1	108	1	11		
Taycheedah	86	2	159		40	7	
Waupun	28		87		12	5	
Brandon, vil.	15	2	147		11	1	
Campbellsport	32	1	200	10	19		1
Eden, vil.	34	1	30		10	1	
Fairwater, vil.	8		58	2	6		
N. Fond du Lac, vil.	148	11	282	15	59	5	1
Oakfield, vil.	17		156	1	4	1	
Rosendale, vil.	2	1	89	1	1		
St. Cloud, vil.	17		30		14	1	

## VOTE FOR GOVERNOR—Continued

Counties, Towns, Cities, Villages and Election Precincts	Cady Dem.	Emerson Pro.	Zimmer- man Rep.	Kent Soc.	Perry Ind.	Gordon Soc. Lab.	Scatter- ing
<b>FOND DU LAC CO.—(con.)</b>							
Fond du Lac, city:							
1st ward.....	15	1	146	9	28	3	-----
2nd ward.....	59	2	223	3	27	6	-----
3rd ward.....	64	7	261	7	23	1	-----
4th ward.....	69	2	264	10	32	-----	-----
5th ward.....	26	1	205	8	17	1	-----
6th ward.....	79	5	476	17	38	3	-----
7th ward.....	68	1	296	10	17	4	-----
8th ward.....	78	1	261	1	45	1	-----
9th ward.....	96	1	254	7	39	2	-----
10th ward.....	109	10	212	3	49	1	-----
11th ward.....	73	4	289	-----	50	-----	-----
12th ward.....	111	3	240	8	46	2	-----
13th ward.....	77	-----	123	3	11	-----	-----
14th ward.....	50	-----	106	8	10	1	-----
15th ward.....	82	4	198	5	13	2	1
16th ward.....	153	5	284	9	46	2	2
Ripon, city:							
1st ward.....	12	-----	106	1	28	1	-----
2nd ward.....	19	3	201	2	71	1	-----
3rd ward.....	29	4	170	4	34	-----	-----
4th ward.....	26	2	216	-----	40	2	-----
Waupun, city:							
5th ward.....	24	4	49	3	20	2	-----
6th ward.....	28	5	134	-----	51	5	-----
Totals (12,489).....	2,558	124	8,270	185	1,250	95	7
<b>FOREST CO.</b>							
Alvin.....	38	1	29	1	3	-----	-----
Argonne.....	25	4	137	2	24	1	1
Armstrong Creek.....	2	2	61	-----	3	-----	-----
Blackwell.....	8	-----	98	1	10	1	-----
Caswell.....	1	1	36	2	9	-----	-----
Crandon.....	23	-----	37	2	5	-----	-----
Freedom.....	6	-----	25	-----	1	-----	-----
Hiles.....	6	1	65	-----	6	-----	-----
Laona.....	21	4	213	4	18	3	-----
Lincoln.....	9	1	45	-----	5	-----	-----
Nashville.....	4	4	77	-----	3	-----	-----
Popple River.....	1	-----	20	-----	-----	1	1
Ross.....	8	-----	53	-----	-----	-----	-----
Wabeno:							
1st ward.....	36	7	251	7	28	2	-----
2nd ward.....	3	2	27	1	7	-----	-----
Crandon, city:							
1st ward.....	11	4	119	-----	14	-----	-----
2nd ward.....	4	1	50	-----	1	-----	-----
3rd ward.....	19	3	103	2	22	2	-----
4th ward.....	3	-----	63	1	5	-----	-----
5th ward.....	7	-----	63	-----	16	1	-----
Totals (2,098).....	275	35	1,571	23	180	12	2
<b>GRANT CO.</b>							
Beetown.....	17	2	139	3	4	2	-----
Bloomington.....	6	-----	96	1	14	-----	-----
Boscobel.....	5	-----	19	4	10	-----	-----
Cassville.....	7	-----	44	-----	16	5	-----
Castle Rock.....	51	-----	30	-----	18	4	-----
Clifton.....	13	2	119	6	20	1	-----
Ellenboro.....	4	3	116	2	3	-----	-----
Fennimore.....	19	1	117	5	56	2	-----
Glen Haven.....	11	3	98	1	22	-----	-----
Harrison.....	8	1	102	1	7	1	-----
Hazel Green.....	27	2	77	2	9	1	-----
Hickory Grove.....	18	1	97	5	31	-----	-----
Jamestown.....	95	3	53	1	59	2	-----
Liberty.....	2	1	100	14	15	4	1
Lima.....	16	2	118	-----	9	1	-----
Little Grant.....	9	-----	39	-----	9	-----	-----
Marion.....	4	1	46	4	18	1	-----
Millville.....	2	2	57	-----	2	-----	-----



VOTE FOR GOVERNOR—Continued

Counties, Towns, Cities, Villages and Election Precincts	Cady Dem.	Emerson Pro.	Zimmer- man Rep.	Kent Soc.	Perry Ind.	Gordon Soc. Lab.	Scatter- ing
<b>GRANT CO.—(con.)</b>							
Mt. Hope.....	32		90		5		
Mt. Ida.....	14	5	116		19	1	
Muscoda.....	5	2	38		6		
North Lancaster.....	6	2	109	1	6		
Paris.....	110	1	49	1	16	5	1
Patch Grove.....	12	2	59	1	10		
Platteville.....	11	2	96		2	1	
Potosi.....	22	3	157		53	9	
Smelser.....	14	1	121	3	7	3	
South Lancaster.....	15	1	105	2	20	3	
Waterloo.....	13	2	84	3	10	3	
Watterstown.....	7	1	59	3	10		
Wingville.....	18	1	101		17		1
Woodman.....	24	3	28	1	19	4	
Wyalusing.....	9	1	91	2	5	1	
Bagley, vil.....		1	72	1	7		
Bloomington, vil.....	21	2	176	3	11		
Blue River, vil.....	19		77		9	1	
Cassville, vil.....	24	1	97	5	16	2	1
Cuba City, vil.....							
Hazel Green, vil.....	30	2	130		13	1	
Livingston, vil.....	7	2	146	2	17	1	1
Montfort, vil.....	17	4	138	1	33	3	
Mt. Hope, vil.....	3	1	96	2	3		
Muscoda, vil.....	90	1	91	2	48	2	
Patch Grove, vil.....	4		58	2	2		
Potosi, vil.....	23	4	85	3	30		
Woodman, vil.....	7	1	12		10		
Boscobel, city:							
1st ward.....	10	1	90	3	47	1	
2nd ward.....	20	2	107	7	66	1	
3rd ward.....	9	1	79	3	37		
4th ward.....	9	1	65	3	47	3	
Cuba City:							
1st ward.....	7	2	59		4		
2nd ward.....	28	2	42		19	1	
3rd ward.....	27	1	27	1	12	1	
4th ward.....	3		44		12		
Fennimore, city:							
1st ward.....	4		80	1	16		
2nd ward.....	16		70	2	31	1	
3rd ward.....	9	1	50		30	1	
4th ward.....	26	4	85	2	30	3	
Lancaster, city:							
1st ward.....	14	1	140	2	10	1	
2nd ward.....	13	4	165	1	26	3	
3rd ward.....	31	6	178		23	3	1
4th ward.....	24	4	160	1	24		
Platteville, city:							
1st ward.....	8		85	4	16	2	
2nd ward.....	6	1	167		17	1	
3rd ward.....	6	2	127	1	18		
4th ward.....	9	2	105	1	6	1	
5th ward.....	15	4	138		15		
6th ward.....	15	2	192		22		3
7th ward.....	18	3	185	3	19	3	
8th ward.....	10	2	83		11		
Totals (9,301).....	1,208	115	6,469	120	1,284	90	15
<b>GREEN CO.</b>							
Adams.....	10	2	67		6		
Albany.....	8	3	78		9		
Brooklyn.....	5	4	57		4	1	
Cadiz.....	13	10	90		31		
Clarno.....	3	2	120		6		1
Decatur.....	3		79		3	1	
Exeter.....	17	3	56	2	17		
Jefferson.....	8	2	204	2	8		
Jordan.....	4	2	56	1	5		
Monroe.....	4		82		7	1	
Mt. Pleasant.....	3	1	53	2	6		4
New Glarus.....	13		35	5	17	2	7

## VOTE FOR GOVERNOR—Continued

Counties, Towns, Cities, Villages and Election Precincts	Cady Dem.	Emer- son Pro.	Zim- mer- man Rep.	Kent Soc.	Perry Ind.	Gordon Soc. Lab.	Scatter- ing
<b>GREEN CO.—(con.)</b>							
Spring Grove.....	2		87		4		
Sylvester.....	1		79	1	8		
Washington.....	3		53	1	12	1	1
York.....	20	1	86	5	15		1
Albany, vil.....	6	9	204		5		1
Brooklyn, vil.....	7	4	49		8	2	
Browtown, vil.....			55		5		
Monticello, vil.....	9	2	104	12	28		1
New Glarus, vil.....	63	1	99	10	22	4	
Brodhead, city:							
1st ward.....	12	3	176	4	8		3
2nd ward.....	9	4	200	5	14		1
Monroe, city:							
1st ward.....	22	6	346	2	83		3
2nd ward.....	14	2	249	5	52	1	5
3rd ward.....	15	3	217	11	47	4	
4th ward.....	17	7	272	2	45	1	
Totals (4,206).....	291	71	3,253	70	475	18	28
<b>GREEN LAKE CO.</b>							
Berlin.....	15	2	74	1	11	4	
Brooklyn.....	14	2	204	2	28	4	
Green Lake.....	8		165	3	19	3	
Kingston.....	11	6	124		10		
Mackford.....	3	2	128	2	10	1	
Manchester.....	9	2	151	1	14	4	
Marquette.....	17	4	75	1	26	4	
Princeton.....	13	2	135		34	8	
Seneca.....	23		48		16	1	
St. Marie.....	20		53	1	6	3	
Berlin, city:							
1st ward.....	55		121		34	5	
2nd ward.....	63	1	226	2	48	1	1
3rd ward.....	46	5	186		38		
4th ward.....	18	5	89	2	31	2	
5th ward.....	43	2	81	3	32	4	
Princeton, city:							
1st ward.....	14	3	177	2	21		
2nd ward.....	26	2	109	1	19	2	
3rd ward.....	30	2	49		23	1	
Green Lake, vil.....	12	1	192		28	1	
Markesan, vil.....	22	8	63		5		
Kingston.....	17	3	278	6	24	2	3
Totals (3,834).....	499	52	2,725	27	477	50	4
<b>IRON CO.</b>							
Anderson.....	9		42		7	2	
Carey.....		1	59	2		1	
Gurney.....	2		70	1	3		
Kimball.....		1	91	5	5	5	
Knight.....	3		131	6	6	5	
Mercer.....	7		165	1	6		
Montreal:							
1st ward.....			61	1	2	1	
2nd ward.....		1	46	1	2	1	
3rd ward.....	1	1	87		7	1	
4th ward.....		1	58		4	2	
Oma.....		7	90	6	8	2	
Pence.....	1	1	85		3	1	
Saxon.....	2	2	122	4	28		
Sherman.....	1	1	26		1		
Hurley, city:							
1st ward.....	9	2	123	5	34	8	
2nd ward.....	9	2	99	2	26	2	
3rd ward.....	6	1	105	3	16	5	
4th ward.....	7		148	4	30	2	
5th ward.....			54		2		
6th ward.....			62	2	6	3	
Totals (2,083).....	57	21	1,724	43	196	41	

VOTE FOR GOVERNOR—Continued

Counties, Towns, Cities, Villages and Election Precincts	Cady Dem.	Emerson Pro.	Zimmer- man Rep.	Kent Sec.	Perry Ind.	Gordon Sec. Lab.	Scatter- ing
<b>IOWA CO.</b>							
Arena	36	1	167	2	29	2	-----
Brigham	12	-----	119	10	55	5	-----
Clyde	13	1	56	2	38	4	-----
Dodgeville	12	6	215	3	68	1	1
Eden	6	-----	66	-----	21	-----	1
Highland	12	4	92	2	60	2	-----
Linden	4	2	155	-----	58	3	-----
Mifflin	1	4	150	2	13	-----	-----
Mineral Point	7	2	173	1	93	4	-----
Moscow	11	1	105	9	85	5	-----
Pulaski	17	4	100	2	45	3	-----
Ridgeway	15	1	67	1	45	3	-----
Waldwick	10	1	96	1	33	5	-----
Wyoming	11	3	70	-----	25	1	-----
Arena, vil.	11	5	111	-----	6	-----	-----
Barneveld, vil.	11	2	85	11	24	2	-----
Cobb, vil.	7	3	54	-----	14	-----	-----
Highland, vil.	54	1	40	3	74	4	-----
Hollandale, vil.	5	-----	19	13	40	-----	1
Linden, vil.	3	2	102	-----	10	-----	1
Livingston, vil.	-----	-----	3	-----	-----	-----	-----
Rewey, vil.	1	1	65	1	1	-----	-----
Ridgeway, vil.	2	7	71	4	39	4	-----
Dodgeville, city:	-----	-----	-----	-----	-----	-----	-----
1st ward	9	5	142	5	25	1	-----
2nd ward	25	9	242	4	71	1	5
3rd ward	7	7	163	1	47	-----	-----
Mineral Point, city:	-----	-----	-----	-----	-----	-----	-----
1st ward	10	1	138	1	135	4	-----
2nd ward	25	3	199	2	63	2	1
3rd ward	2	-----	48	3	45	1	-----
4th ward	11	1	66	1	42	1	-----
Totals (5,070)	359	77	3,178	84	1,304	58	10
<b>JACKSON CO.</b>							
Albion	7	8	257	8	22	1	-----
Alma	5	4	89	3	6	1	-----
Alma Center	4	3	90	-----	16	1	-----
Bear Bluff	-----	1	10	-----	-----	-----	-----
Brockway	-----	-----	53	6	2	-----	-----
City Point	3	3	47	12	9	-----	-----
Cleveland	1	4	64	2	7	1	-----
Curran	3	-----	76	-----	6	1	-----
Franklin	7	1	87	6	7	1	1
Garden Valley	7	2	60	-----	7	1	-----
Garfield	1	2	72	1	9	1	-----
Hixton	1	7	83	3	4	-----	3
Irving	5	2	103	2	4	1	-----
Knapp	-----	-----	27	-----	2	-----	-----
Komensky	4	-----	19	1	6	-----	-----
Manchester	4	-----	42	2	8	1	-----
Melrose	3	-----	45	1	3	-----	-----
Millston	2	-----	21	1	5	2	-----
North Bend	3	-----	89	-----	1	1	-----
Northfield	1	-----	167	3	28	3	5
Springfield	8	-----	105	16	23	3	-----
Taylor	1	2	89	7	10	-----	5
Black River Falls, city:	-----	-----	-----	-----	-----	-----	-----
1st ward	8	4	160	-----	23	1	1
2nd ward	7	-----	126	1	23	1	-----
3rd ward	6	3	80	-----	8	2	-----
4th ward	3	2	101	3	14	2	-----
Hixton, vil.	1	1	50	-----	3	-----	-----
Melrose, vil.	2	-----	116	-----	2	2	1
Merillan, vil.	9	-----	91	6	12	-----	-----
Totals (2,976)	106	49	2,424	84	270	27	16
<b>JEFFERSON CO.</b>							
Aztalan	34	1	97	3	24	-----	-----
Cold Spring	6	-----	40	2	12	1	-----
Concord	23	5	76	1	26	3	-----

## VOTE FOR GOVERNOR—Continued

Counties, Towns,*Cities, Villages and Election Precincts	Cady Dem.	Emerson Pro.	Zimmer- man Rep.	Kent Soc.	Perry Ind.	Gordon Soc. Lab.	Scatter- ing
<b>JEFFERSON CO.—(con.)</b>							
Farmington.....	26	-----	114	1	27	2	-----
Hebron.....	13	-----	131	1	21	-----	-----
Ixonia.....	23	3	161	10	27	1	1
Jefferson, city:							
1st prec.....	36	3	147	4	47	2	-----
2nd prec.....	19	1	68	-----	3	1	-----
Koshkonong.....	21	-----	159	-----	10	-----	-----
Lake Mills.....	5	4	133	8	35	2	2
Milford.....	15	3	133	-----	7	1	-----
Oakland.....	28	2	160	23	16	1	-----
Palmyra.....	9	-----	112	1	8	2	1
Sullivan.....	39	5	159	3	11	2	-----
Sumner.....	8	2	85	3	13	-----	-----
Waterloo.....	5	-----	53	9	10	2	1
Watertown.....	30	1	143	1	40	4	-----
Ft. Atkinson, city:							
1st ward.....	26	1	212	-----	14	-----	-----
2nd ward.....	21	6	252	-----	12	1	-----
3rd ward.....	7	3	180	1	19	2	-----
4th ward.....	12	4	171	2	14	2	-----
5th ward.....	19	3	140	4	12	2	-----
6th ward.....	7	6	149	-----	15	4	-----
7th ward.....	15	2	173	3	7	3	-----
8th ward.....	6	2	207	2	3	2	-----
Jefferson, city:							
1st ward.....	52	-----	163	-----	21	2	-----
2nd ward.....	71	2	117	3	16	4	-----
3rd ward.....	101	-----	154	3	22	2	-----
4th ward.....	89	2	63	2	9	1	-----
Lake Mills, city:							
1st ward.....	3	1	117	4	11	1	5
2nd ward.....	5	1	158	1	11	2	1
3rd ward.....	2	2	159	1	21	-----	-----
Watertown, city:							
1st ward.....	38	2	110	1	37	4	-----
2nd ward.....	68	-----	116	1	40	-----	-----
3rd ward.....	76	1	71	1	26	2	-----
4th ward.....	101	2	73	5	28	1	-----
7th ward.....	44	4	116	2	15	3	-----
8th ward.....	46	-----	99	5	37	1	1
9th ward.....	30	2	133	3	27	7	-----
10th ward.....	41	2	158	5	41	2	-----
11th ward.....	55	6	182	11	16	14	-----
12th ward.....	25	-----	94	2	15	-----	1
Johnson Creek, vil.	33	2	97	-----	11	1	-----
Palmyra, vil.....	11	1	148	-----	21	2	-----
Sullivan, vil.....	15	-----	65	3	27	-----	-----
Waterloo, vil.....	56	5	240	4	28	5	-----
Totals (8,754).....	1,415	92	6,088	139	913	94	13
<b>JUNEAU CO.</b>							
Armenia.....	2	2	45	3	4	1	-----
Clearfield.....	2	6	67	-----	9	-----	-----
Cutler.....	2	1	35	-----	4	-----	-----
Finley.....	3	1	19	-----	-----	-----	-----
Fountain.....	-----	-----	100	-----	3	1	-----
Germantown.....	8	-----	43	4	5	-----	-----
Kildare.....	9	1	114	2	29	2	-----
Kingston.....	2	1	23	-----	3	-----	-----
Lemonweir.....	13	2	165	1	26	2	3
Lindina.....	11	2	194	5	17	1	-----
Lisbon.....	3	1	92	-----	9	4	-----
Lyndon.....	2	3	77	-----	7	2	-----
Marion.....	6	-----	57	-----	1	-----	-----
Necedah.....	5	-----	54	1	5	1	-----
Orange.....	4	3	84	-----	7	-----	1
Plymouth.....	18	-----	148	8	14	1	-----
Seven Mile Creek	43	2	60	-----	8	-----	-----
Summit.....	12	-----	60	-----	7	-----	-----
Wonewoc.....	18	-----	71	1	16	-----	-----
Camp Douglas, vil.	14	3	93	7	17	-----	-----
Hustler, vil.....	5	-----	33	2	14	1	-----

VOTE FOR GOVERNOR—Continued

Counties, Towns, Cities, Villages and Election Precincts	Cady Dem.	Emerson Pro.	Zimmer- man Rep.	Kent Soc.	Perry Ind.	Gordon Soc. Lab.	Scatter- ing
<b>JUNEAU CO.—(con.)</b>							
Lyndon Station, vil.-----	22	-----	70	-----	14	-----	-----
Union Center-----	5	-----	37	-----	12	-----	-----
Wonenoc, vil.-----	32	-----	142	9	10	1	-----
Necedah, vil.-----	30	3	120	2	16	-----	-----
Elroy, city:	9	6	171	11	41	-----	-----
1st ward-----	17	2	175	9	20	2	-----
2nd ward-----	-----	-----	-----	-----	-----	-----	-----
Mauston, city:	26	2	175	-----	26	-----	-----
1st ward-----	28	5	345	5	32	-----	-----
2nd ward-----	-----	-----	-----	-----	-----	-----	-----
New Lisbon, city:	12	2	166	3	32	1	-----
1st ward-----	11	2	116	-----	20	-----	-----
2nd ward-----	-----	-----	-----	-----	-----	-----	-----
Totals (4,139)-----	396	50	3,168	73	428	20	4
<b>KENOSHA CO.</b>							
Brighton-----	88	3	86	-----	5	-----	-----
Bristol-----	41	3	326	-----	4	-----	-----
Paris-----	55	1	151	1	7	1	1
Pleasant Prairie-----	144	11	478	6	18	3	-----
Randall-----	42	2	133	3	5	-----	-----
Salem-----	139	3	265	1	28	3	-----
Silver Lake-----	18	1	65	-----	3	-----	-----
Somers-----	133	4	436	4	22	-----	-----
Wheatland-----	68	-----	52	-----	19	3	-----
Kenosha, city:	272	4	334	28	30	3	-----
1st ward, 1st prec.-----	66	4	146	7	7	7	-----
1st ward, 2nd prec.-----	216	6	179	14	32	2	-----
2nd ward, 1st prec.-----	172	1	180	23	21	1	-----
2nd ward, 2nd prec.-----	313	40	318	11	36	1	-----
3rd ward, 1st prec.-----	161	1	518	-----	16	13	-----
3rd ward, 2nd prec.-----	141	2	511	10	18	1	-----
4th ward, 1st prec.-----	58	5	312	3	3	-----	-----
4th ward, 2nd prec.-----	138	6	362	16	42	4	-----
5th ward, 1st prec.-----	17	-----	43	3	1	2	-----
5th ward, 2nd prec.-----	81	2	208	12	37	1	-----
6th ward, 1st prec.-----	95	1	190	20	17	3	-----
6th ward, 2nd prec.-----	135	1	259	4	20	-----	-----
7th ward, 1st prec.-----	159	3	283	23	17	1	-----
7th ward, 2nd prec.-----	142	1	378	13	29	2	-----
8th ward, 1st prec.-----	116	2	412	19	22	1	-----
8th ward, 2nd prec.-----	93	2	389	10	18	2	-----
9th ward, 1st prec.-----	93	4	280	11	9	-----	-----
9th ward, 2nd prec.-----	110	108	465	12	37	7	-----
10th ward, 1st prec.-----	77	4	395	7	22	6	-----
10th ward, 2nd prec.-----	84	-----	318	11	16	-----	-----
11th ward, 1st prec.-----	43	2	310	8	20	-----	-----
11th ward, 2nd prec.-----	31	1	171	5	8	3	-----
12th ward, 1st prec.-----	26	4	259	19	8	4	-----
12th ward, 2nd prec.-----	-----	-----	-----	-----	-----	-----	-----
Totals (13,992)-----	3,567	237	9,012	304	597	74	1
<b>KEWAUNEE CO.</b>							
Ahnapee-----	18	2	84	32	15	1	-----
Carlton-----	25	3	78	6	30	-----	-----
Casco-----	50	-----	65	3	15	-----	-----
Franklin-----	54	-----	40	-----	45	2	-----
Lincoln-----	46	5	53	3	50	1	-----
Luxembourg-----	9	3	104	1	19	6	-----
Montpelier-----	36	3	167	9	63	6	-----
Pierce-----	14	-----	68	8	26	-----	2
Red River-----	14	-----	107	3	13	2	-----
West Kewaunee-----	34	1	100	2	25	1	-----
Algoma, city-----	42	6	237	27	61	1	-----
Kewaunee, city-----	68	4	262	18	79	5	-----
Casco, vil.-----	20	-----	27	-----	5	-----	-----
Luxembourg, vil.-----	5	1	92	-----	22	-----	-----
Totals (2,566)-----	435	28	1,484	112	478	25	2

## VOTE FOR GOVERNOR—Continued

Counties, Towns, Cities, Villages and Election Precincts	Cady Dem.	Emerson Pro.	Zimmer- man Rep.	Kent Soc.	Perry Ind.	Gordon Soc. Lab.	Scatter- ing
<b>LA CROSSE CO.</b>							
Bangor.....	5		46		6		
Barre.....	35	1	54	1	3		
Burns.....	4		38		6		
Campbell.....	13	1	39	1	12		
Farmington.....	15	2	111		11	4	
Greenfield.....	22		49		14		
Hamilton.....	19	1	139	1	6		
Holland.....	9	6	182	1	20		
Onalaska.....	7	7	104	1	6	1	
Shelby.....	12		69	9	13		
Washington.....	66	1	59	2	23	1	
Onalaska, city:							
1st ward.....	6		45	1	2		
2nd ward.....	9	4	68	1	1	3	
3rd ward.....	12	1	57		2	1	
La Crosse, city:							
1st ward.....	79	5	260	4	33		
2nd ward.....	42	1	140	1	46		
3rd ward.....	77	3	257	7	1	45	
4th ward.....	79	10	325		30		
5th ward.....	41	4	189	4	33	3	
6th ward.....	85	5	351		43	3	
7th ward.....	64	4	332	2	42	4	
8th ward.....	121	4	352	5	104	4	
9th ward.....	25	5	279	4	25	6	
10th ward.....	54	9	366	7	46	2	
11th ward.....	52	4	272	8	32	1	
12th ward.....	19		78		8	2	
13th ward.....	60		218	7	26	2	
14th ward.....	110	8	527	4	68	3	
15th ward.....	84	2	203	6	26		
16th ward.....	48	6	456	5	49	2	
17th ward.....	65	3	186	4	135		
18th ward.....	99	3	244	3	68	2	
19th ward.....	57	1	183		29		
20th ward.....	30	4	205	5	54	5	
21st ward.....	55	1	246	1	42	1	
Bangor, vil.....	27	2	154		16	1	
Rockland, vil.....		6	38				
West Salem, vil.....	20		247	1	9		
Totals (10,308).....	1,627	119	2,268	96	1,092	96	
<b>LAFAYETTE CO.</b>							
Argyle.....	13		122	6	14	1	2
Blemont.....	11	1	91		8		
Benton.....	18	1	111	4	18	1	1
Blanchard.....	21		70	5	6		4
Darlington.....	38	2	235	2	12		
Elk Grove.....	28	5	147		4		
Fayette.....	61	2	122		16		
Gratiot.....	87	3	158	6	6		
Kendall.....	56	1	69	1	63	2	
Lamont.....	8	2	156	1	13		
Monticello.....	14		42		2		
New Diggings.....	42	1	167	5	6	1	
Seymour.....	76	4	99		8		
Shullsburg.....	56	1	69		1		
Wayne.....	10		37	1	5		
White Oak Springs.....	8	1	43				
Willow Springs.....	43	1	153		45	1	
Wiota.....	33	3	255	4	24	1	
Darlington, city:							
1st ward.....	74	5	238	4	58	3	1
2nd ward.....	128	3	260	5	53	1	2
Shullsburg, city:							
1st ward.....	42	2	98		11		
2nd ward.....	94		102		8	1	
Argyle, vil.....	14	5	182	12	26	3	
Belmont, vil.....	13		139	1	6		
Benton, vil.....	52	2	138	2	32	1	
Blanchardville, vil.....	36	4	154	8	22	2	

VOTE FOR GOVERNOR—Continued

Counties, Towns, Cities, Villages and Election Precincts	Cady Dem.	Emerson Pro.	Zimmer- man Rep.	Kent Sec.	Perry Ind.	Gordon Sec. Lab.	Scatter- ing
<b>LAFAYETTE CO.—(con.)</b>							
Gratiot, vil.-----	23	-----	54	-----	9	-----	-----
South Wayne, vil.-----	12	2	96	-----	17	1	-----
Totals (5,458)-----	1,159	51	3,659	67	493	19	10
<b>LANGLADE CO.</b>							
Ackley-----	62	-----	110	3	9	-----	-----
Ainsworth-----	27	1	44	-----	4	-----	-----
Antigo-----	102	9	242	4	23	4	-----
Elcho-----	36	11	246	4	16	-----	-----
Evergreen-----	53	-----	42	3	1	-----	-----
Langlade-----	54	6	67	-----	4	-----	-----
Neva-----	55	15	142	9	7	-----	-----
Norwood-----	76	4	149	4	18	1	-----
Parish-----	6	-----	32	1	3	-----	-----
Peck-----	26	9	63	1	2	-----	-----
Polar-----	45	9	108	4	49	3	-----
Price-----	65	3	92	-----	1	-----	-----
Rolling-----	61	8	156	3	13	-----	-----
Summit-----	15	-----	50	1	3	-----	-----
Upham-----	4	7	50	1	8	-----	-----
Vilas-----	18	3	43	1	2	-----	-----
Antigo, city:							
1st ward-----	113	7	245	9	29	-----	-----
2nd ward-----	138	15	341	12	39	-----	-----
3rd ward-----	142	8	200	14	-----	2	-----
4th ward-----	174	9	294	11	23	4	-----
5th ward-----	121	10	244	2	10	2	-----
6th ward-----	243	20	377	5	37	1	-----
Wolf River, 1st prec.-----	15	1	66	-----	2	-----	-----
Wolf River, 2nd prec.-----	28	1	26	1	-----	-----	-----
White Lake, vil.-----	26	4	75	-----	11	1	-----
Totals (5,775)-----	1,885	161	3,504	93	314	18	-----
<b>LINCOLN CO.</b>							
Birch-----	1	1	67	-----	36	4	-----
Bradley-----	13	5	112	12	24	6	-----
Corning-----	1	1	89	1	47	2	-----
Harding-----	-----	-----	6	-----	12	-----	-----
Harrison-----	8	-----	26	1	51	-----	-----
King-----	-----	2	48	-----	10	-----	-----
Merrill-----	6	1	116	8	19	3	-----
Pine River-----	6	1	143	8	45	2	-----
Rock Falls-----	7	3	48	3	16	1	-----
Russell-----	3	5	83	9	19	1	-----
Schley-----	6	6	91	4	28	5	-----
Scott-----	6	-----	128	7	67	4	-----
Skanawan-----	2	-----	39	2	6	-----	-----
Somo-----	7	3	39	3	15	1	-----
Tomahawk-----	2	-----	27	2	13	-----	-----
Wilson-----	1	-----	15	-----	2	2	-----
Merrill, city:							
1st ward-----	12	3	194	2	88	5	-----
2nd ward-----	31	3	97	1	67	3	-----
3rd ward-----	20	3	134	-----	135	1	-----
4th ward-----	18	3	133	7	83	4	-----
5th ward-----	11	2	93	3	82	3	-----
6th ward-----	12	2	163	4	64	4	-----
7th ward-----	47	2	215	6	113	5	-----
8th ward-----	10	4	114	4	48	2	-----
Tomahawk, city:							
1st ward-----	9	1	68	-----	16	1	-----
2nd ward-----	10	2	100	-----	34	4	-----
3rd ward-----	35	9	124	1	61	3	-----
4th ward-----	22	7	158	5	49	2	-----
Totals (4,452)-----	306	69	2,666	93	1,250	68	-----
<b>MANITOWOC CO.</b>							
Cato-----	123	1	204	-----	41	-----	-----
Centerville-----	46	2	81	8	53	5	-----
Cooperstown-----	58	2	98	1	29	-----	-----

## VOTE FOR GOVERNOR—Continued

Counties, Towns, Cities, Villages and Election Precincts	Cady Dem.	Emerson Pro.	Zimmer- man Rep.	Kent Soc.	Perry Ind.	Gordon Soc. Lab.	Scatter- ing
<b>MANITOWOC CO.—(con.)</b>							
Eaton.....	38	3	129	1	25	1	-----
Franklin.....	93	3	125	-----	39	-----	-----
Gibson.....	18	2	128	2	36	2	-----
Kossuth.....	34	1	186	1	36	3	-----
Liberty.....	41	3	145	1	30	-----	-----
Manitowoc.....	13	-----	59	1	-----	-----	-----
Manitowoc Rapids.....	35	3	172	12	38	3	-----
Maple Grove.....	59	-----	79	5	31	3	-----
Meeme.....	64	1	85	1	37	4	5
Mishicot.....	49	4	178	2	41	-----	-----
Newton.....	67	1	144	7	48	-----	-----
Rockland.....	19	3	127	3	-----	1	-----
Schleswig.....	14	-----	124	10	39	2	-----
Two Creeks.....	21	1	41	1	10	1	-----
Two Rivers.....	25	2	109	13	30	-----	-----
Kiel, city:	-----	-----	-----	-----	-----	-----	-----
1st ward.....	18	2	88	23	20	1	1
2nd ward.....	15	-----	110	13	36	-----	-----
3rd ward.....	18	-----	33	6	15	-----	-----
Manitowoc, city:	-----	-----	-----	-----	-----	-----	-----
1st ward.....	142	4	326	10	89	4	-----
2nd ward.....	84	3	334	4	49	2	-----
3rd ward, 1st prec.....	92	3	290	13	53	3	-----
3rd ward, 2nd prec.....	87	5	398	13	62	-----	-----
4th ward.....	114	31	420	2	82	-----	-----
5th ward.....	109	8	417	23	63	3	-----
6th ward.....	91	8	434	10	62	5	-----
7th ward.....	258	11	422	9	64	7	-----
Two Rivers, city:	-----	-----	-----	-----	-----	-----	-----
1st ward.....	58	1	166	7	45	2	-----
2nd ward.....	23	2	87	3	26	1	-----
3rd ward.....	22	5	252	21	29	3	-----
4th ward.....	54	2	287	12	89	1	-----
5th ward.....	84	3	134	4	38	-----	1
Reedsville, vil.....	14	1	93	2	18	1	-----
Valders, vil.....	13	-----	75	1	10	-----	-----
Totals (10,550).....	2,111	121	6,588	245	1,420	58	7
<b>MARATHON CO.</b>							
Bergen.....	9	-----	35	1	3	2	-----
Berlin.....	4	1	105	8	6	-----	-----
Bern.....	4	-----	44	-----	4	1	-----
Bevent.....	5	-----	35	-----	-----	-----	-----
Brighton.....	4	3	99	4	5	1	-----
Cassel.....	38	3	93	-----	8	5	-----
Cleveland.....	16	6	69	43	16	1	-----
Colby, city.....	6	-----	29	-----	3	-----	1
Day.....	17	2	95	1	20	14	3
Easton.....	4	-----	125	1	8	1	-----
Eau Pleine.....	5	-----	66	2	12	2	-----
Elderon.....	3	-----	52	7	7	1	-----
Emmet.....	26	5	33	4	38	5	-----
Flieth.....	3	1	38	6	2	3	-----
Frankfort.....	5	-----	33	4	8	-----	-----
Frankon.....	15	1	51	-----	5	-----	-----
Green Valley.....	8	-----	30	-----	5	-----	1
Guenther.....	2	-----	19	1	-----	-----	-----
Halsey.....	6	1	57	7	2	8	-----
Hamburg.....	6	2	87	6	3	-----	-----
Harrison.....	4	-----	69	1	4	1	-----
Hewitt.....	1	-----	62	4	3	1	-----
Holton.....	13	3	107	10	4	1	-----
Hull.....	14	5	160	7	7	3	1
Johnson.....	10	-----	142	12	16	4	-----
Knowlton.....	10	2	65	3	15	1	1
Kronenwetter.....	15	3	137	4	24	-----	-----
Maine.....	5	1	119	14	26	2	-----
Marathon.....	4	1	72	3	13	5	-----
McMillan.....	22	1	168	-----	18	-----	3
Mosinee.....	11	2	97	3	11	1	-----
Norrie.....	12	5	63	2	26	5	1
Plover.....	2	2	62	4	-----	-----	-----



VOTE FOR GOVERNOR—Continued

Counties, Towns, Cities, Villages and Election Precincts	Cady Dem.	Emerson Pro.	Zimmer- man Rep.	Kent Soc.	Perry Ind.	Gordon Soc. Lab.	Scatter- ing
<b>MARATHON CO.—(con.)</b>							
Reid.....	6	-----	38	1	2	5	-----
Rib Falls.....	2	3	120	4	2	1	-----
Reitbrock.....	15	-----	93	5	18	17	-----
Ringle.....	4	2	80	7	4	-----	-----
Spencer.....	4	2	98	4	4	1	-----
Stettin.....	6	1	114	8	10	3	-----
Texas.....	2	1	128	23	4	-----	-----
Wausau.....	10	4	128	13	2	-----	-----
Weston.....	12	3	109	10	6	1	-----
Wein.....	6	2	103	5	9	2	1
Wausau, city:							
1st ward, 1st prec.....	62	8	526	42	69	5	-----
1st ward, 2nd prec.....	14	2	292	31	29	4	1
2nd ward.....	23	4	326	43	28	-----	-----
3rd ward.....	24	6	311	21	44	3	-----
4th ward.....	31	2	301	9	55	-----	-----
5th ward.....	59	14	796	64	98	7	-----
6th ward.....	26	13	384	108	29	9	-----
7th ward, 1st prec.....	25	5	427	78	40	5	-----
7th ward, 2nd prec.....	12	4	297	70	28	1	-----
8th ward.....	16	4	499	94	48	12	-----
9th ward.....	14	2	307	76	36	2	2
Abbotsford, vil.....	1	-----	18	-----	4	1	-----
Athens, vil.....	18	1	143	4	2	2	-----
Brokaw, vil.....	1	1	85	-----	3	2	-----
Edgar, vil.....	5	1	90	-----	48	3	-----
Elderon, vil.....	3	1	46	-----	6	1	-----
Fenwood, vil.....	1	-----	37	3	3	-----	-----
Hatley, vil.....	1	1	22	1	15	1	-----
Marathon, vil.....	8	2	114	4	22	-----	-----
Mosinee, vil.....	11	5	197	4	57	3	-----
Rothschild, vil.....	6	1	101	12	4	-----	-----
Schofield, vil.....	8	3	135	63	9	4	-----
Spencer, vil.....	4	4	72	6	18	2	-----
Stratford, vil.....	16	9	132	5	45	1	-----
Unity.....	-----	2	47	-----	7	-----	1
Totals (12,724).....	798	166	9,437	985	11,156	166	16
<b>MARINETTE CO.</b>							
Amberg.....	8	4	118	8	26	2	-----
Athelstane.....	5	2	70	2	16	-----	-----
Beaver.....	7	1	105	-----	16	-----	-----
Beecher.....	1	1	41	1	5	-----	-----
Dunbar.....	2	2	56	1	13	1	-----
Goodman.....	14	1	118	-----	7	-----	-----
Grover.....	1	2	181	3	16	2	-----
Lake.....	5	5	108	5	3	-----	-----
Middle Inlet.....	3	1	67	3	12	-----	-----
Niagara.....	3	1	41	-----	1	1	-----
Pembin.....	4	1	91	-----	56	-----	-----
Peshtigo.....	10	-----	168	-----	11	1	-----
Porterfield.....	5	-----	121	-----	16	3	-----
Port.....	4	2	109	1	5	-----	-----
Silver Cliff.....	2	-----	8	3	1	-----	-----
Stephenson.....	8	2	100	11	5	1	-----
Wagner.....	4	3	51	1	2	-----	-----
Wausaukee.....	4	-----	65	2	3	1	-----
Marinette, city:							
1st ward, 1st prec.....	5	19	156	11	13	2	-----
1st ward, 2nd prec.....	6	3	166	20	6	3	-----
2nd ward, 1st prec.....	15	4	144	7	11	2	-----
2nd ward, 2nd prec.....	53	10	290	-----	47	6	-----
3rd ward, 1st prec.....	34	7	337	1	44	1	-----
3rd ward, 2nd prec.....	28	7	331	2	38	3	-----
4th ward, 1st prec.....	44	5	271	2	-----	45	-----
4th ward, 2nd prec.....	23	4	259	-----	34	2	-----
5th ward, 1st prec.....	42	2	303	-----	67	2	-----
5th ward, 2nd prec.....	36	2	289	2	39	7	-----
Peshtigo, city:							
1st ward.....	1	3	100	-----	11	1	-----
2nd ward.....	3	4	91	2	16	1	-----
3rd ward.....	8	-----	67	1	18	-----	-----

## VOTE FOR GOVERNOR—Continued

Counties, Towns, Cities, Villages and Election Precincts	Cady Dem.	Emerson Pro.	Zimmer- man Rep.	Kent Sec.	Perry Ind.	Gordon Sec. Lab.	Scatter- ing
<b>MARINETTE CO.—(con.)</b>							
Coleman, vil.-----	4	-----	46	1	16	-----	-----
Crivitz, vil.-----	7	-----	47	2	7	1	-----
Niagara, vil.-----	18	6	163	1	49	2	-----
Pound, vil.-----	4	1	45	-----	5	-----	-----
Wausaukee-----	26	2	106	3	19	-----	-----
Totals (6,210)-----	447	106	4,831	96	640	90	-----
<b>MARQUETTE CO.</b>							
Buffalo-----	46	1	77	2	6	-----	-----
Crystal Lake-----	2	-----	44	-----	4	-----	-----
Douglas-----	46	2	101	-----	1	1	-----
Harris-----	21	-----	82	-----	8	-----	-----
Mecan-----	6	-----	62	-----	8	-----	-----
Montello-----	50	1	38	-----	10	-----	-----
Moundville-----	11	7	155	5	12	-----	-----
Neshkoro-----	27	-----	18	-----	3	-----	-----
Newton-----	1	-----	43	-----	6	-----	-----
Oxford-----	3	2	27	-----	5	-----	-----
Packwaukee-----	46	3	70	2	12	1	-----
Shields-----	17	1	67	1	7	-----	-----
Springfield-----	1	1	60	-----	8	-----	-----
Westfield-----	8	-----	50	-----	6	-----	-----
Montello, vil.-----	111	4	236	4	33	1	-----
Neshkoro, vil.-----	5	1	46	-----	5	1	-----
Oxford, vil.-----	7	2	48	1	11	2	-----
Westfield, vil.-----	24	2	189	-----	14	2	-----
Totals (2,054)-----	432	27	1,413	15	159	8	-----
<b>MILWAUKEE CO.</b>							
<b>Cudahy, city:</b>							
1st ward-----	29	1	183	82	29	3	-----
2nd ward-----	50	5	190	85	44	2	-----
3rd ward-----	31	1	106	81	38	1	-----
4th ward-----	42	1	95	33	13	2	-----
<b>No. Milwaukee, city:</b>							
1st ward-----	17	3	152	68	93	2	-----
2nd ward-----	20	13	119	74	42	2	-----
3rd ward-----	18	2	63	87	9	-----	-----
<b>So. Milwaukee, city:</b>							
1st ward-----	74	6	247	65	100	3	-----
2nd ward-----	73	6	248	91	71	-----	-----
3rd ward-----	54	3	190	86	48	8	-----
4th ward-----	30	2	110	30	25	-----	-----
<b>Wauwatosa, city:</b>							
1st ward, 1st prec.-----	26	2	147	5	246	-----	-----
1st ward, 2nd prec.-----	15	4	191	64	272	-----	-----
1st ward, 3rd prec.-----	32	2	313	93	158	-----	-----
2nd ward-----	15	2	127	19	237	-----	-----
3rd ward, 1st prec.-----	9	5	100	8	169	-----	-----
3rd ward, 2nd prec.-----	27	3	135	26	148	1	-----
4th ward, 1st prec.-----	10	3	96	38	129	1	-----
4th ward, 2nd prec.-----	33	4	215	28	131	-----	-----
<b>West Allis, city:</b>							
1st ward, 1st prec.-----	43	1	151	111	42	-----	-----
1st ward, 2nd prec.-----	24	2	146	141	40	1	-----
1st ward, 3rd prec.-----	12	1	104	104	23	1	-----
1st ward, 4th prec.-----	35	2	212	106	65	2	-----
2nd ward, 1st prec.-----	49	5	177	62	50	-----	-----
2nd ward, 2nd prec.-----	46	4	173	66	23	1	-----
3rd ward, 1st prec.-----	37	7	214	38	36	11	-----
3rd ward, 2nd prec.-----	43	3	241	42	69	1	-----
3rd ward, 3rd prec.-----	38	2	144	52	26	2	-----
4th ward, 1st prec.-----	26	3	134	115	42	1	-----
4th ward, 2nd prec.-----	32	4	158	89	49	-----	-----
4th ward, 3rd prec.-----	24	3	168	81	26	-----	-----
Fox Point-----	5	-----	34	2	20	1	-----
Franklin, 1st prec.-----	26	1	86	30	22	1	-----
<b>Granville:</b>							
1st prec.-----	22	2	88	54	46	3	-----
2nd prec.-----	16	2	145	78	31	2	-----

VOTE FOR GOVERNOR—Continued

Counties, Towns, Cities, Villages and Election Precincts	Cady Dem.	Emerson Pro.	Zimmerman Rep.	Kent Soc.	Perry Ind.	Gordon Soc. Lab.	Scatter- ing
<b>MILWAUKEE CO.—(con.)</b>							
Greenfield:							
1st prec.-----	19	1	124	56	28	1	
2nd prec.-----	28		88	65	29		
3rd prec.-----	9		11	4	3		
4th prec.-----	18	1	78	21	28	1	
5th prec.-----	9	1	83	49	24		
Lake:							
1st prec.-----	45		244	149	40	8	
2nd prec.-----	106	3	122	51	254		
3rd prec.-----	32	1	53	27	15		
4th prec.-----	4	1	57	60	6		
5th prec.-----	22	2	74	62	28		
6th prec.-----	22	2	88	28	30		
Milwaukee:							
1st prec.-----	14	1	114	85	26	1	
2nd prec.-----	13		104	102	13	3	
Oak Creek, 1st prec.-----	21	1	76	39	10	1	
Oak Creek, 2nd prec.-----	56	1	58	12	12	2	
Wauwatosa, city:							
1st prec.-----	11	2	91	50	48	2	
2nd prec.-----	5		60	23	16		
3rd prec.-----	22	3	148	41	85	2	
4th prec.-----	12	1	66	60	13		
Shorewood, vil.							
1st prec.-----	26	6	161	6	86	1	
2nd prec.-----	32	2	236	21	93	1	
3rd prec.-----	43	2	231	9	115	1	
4th prec.-----	38	1	214	12	115		
5th prec.-----	46	6	291	33	138		
W. Milwaukee, vil.	28	6	256	163	78	1	
Whitefish Bay, vil.	56	2	333	37	113		
Milwaukee, city:							
1st ward, 1st prec.-----	40	1	216	10	93		
1st ward, 2nd prec.-----	58	2	80	28	75		
1st ward, 3rd prec.-----	50	4	168	10	129	1	
1st ward, 4th prec.-----	106	1	126	15	43		
1st ward, 5th prec.-----	81	1	65	48	50		
1st ward, 6th prec.-----	100	1	48	14	15	1	
1st ward, 7th prec.-----	47	2	43	28	36		
1st ward, 8th prec.-----	67		133	5	68		
1st ward, 9th prec.-----	61	3	88	27	46		
1st ward, 10th prec.-----	24	1	70	18	40		
1st ward, 11th prec.-----	32	2	140	10	78		
1st ward, 12th prec.-----	41	5	95	34	80		
1st ward, 13th prec.-----	12	2	34	23	25	1	
2nd ward, 1st prec.-----	20	1	72	70	16		
2nd ward, 2nd prec.-----	12		66	83	14		
2nd ward, 3rd prec.-----	37		73	21	18		
2nd ward, 4th prec.-----	38	2	119	49	26		
2nd ward, 5th prec.-----	21	1	77	80	24		
2nd ward, 6th prec.-----	27	2	84	91	24		
2nd ward, 7th prec.-----	30		69	53	13	1	
2nd ward, 8th prec.-----	61	1	85	41	39	1	
2nd ward, 9th prec.-----	53	1	85	37	43		
3rd ward, 1st prec.-----	33	3	129	7	99		
3rd ward, 2nd prec.-----	24		139	16	77		
3rd ward, 3rd prec.-----	44	1	84	28	42	1	
3rd ward, 4th prec.-----	24	2	112	52	19		
3rd ward, 5th prec.-----	44	3	111	15	68		
3rd ward, 6th prec.-----	45	1	90	6	43	1	
3rd ward, 7th prec.-----	33	1	138	28	41	1	
3rd ward, 8th prec.-----	35		88	11	27	3	
3rd ward, 9th prec.-----	21	1	82	30	69		
4th ward, 1st prec.-----	26		87	18	23	1	
4th ward, 2nd prec.-----	25	3	107	24	18	1	1
4th ward, 3rd prec.-----	55	2	118	47	36	2	
4th ward, 4th prec.-----	55	2	97	22	53		
4th ward, 5th prec.-----	54		36	11	26	3	
4th ward, 6th prec.-----	71	2	86	29	66	1	
4th ward, 7th prec.-----	66		104	14	42		
4th ward, 8th prec.-----	45		53	10	37		
4th ward, 9th prec.-----	29	2	75	16	50		
4th ward, 10th prec.-----	62	4	88	30	58		

## VOTE FOR GOVERNOR—Continued

Counties, Towns, Cities, Villages and Election Precincts	Cady Dem.	Emerson Pro.	Zimmer- man Rep.	Kent Sec.	Perry Ind.	Gordon Soc. Lab.	Scatter- ing
MILWAUKEE CO.—(con.)							
5th ward, 1st prec.-----	32	4	67	104	10	2	-----
5th ward, 2nd prec.-----	39	1	68	119	22	1	1
5th ward, 3rd prec.-----	39	3	82	75	39	-----	-----
5th ward, 4th prec.-----	32	-----	94	61	23	3	-----
5th ward, 5th prec.-----	28	3	58	60	23	-----	-----
5th ward, 6th prec.-----	34	-----	65	145	20	1	-----
5th ward, 7th prec.-----	41	3	137	27	26	1	-----
5th ward, 8th prec.-----	29	3	94	51	19	-----	-----
5th ward, 9th prec.-----	25	-----	107	64	15	1	-----
6th ward, 1st prec.-----	34	1	120	66	47	-----	-----
6th ward, 2nd prec.-----	27	-----	90	84	31	-----	-----
6th ward, 3rd prec.-----	29	-----	111	50	21	1	-----
6th ward, 4th prec.-----	28	-----	76	55	33	-----	-----
6th ward, 5th prec.-----	12	-----	75	87	24	-----	-----
6th ward, 6th prec.-----	21	2	69	96	22	2	-----
6th ward, 7th prec.-----	24	-----	89	40	33	1	-----
6th ward, 8th prec.-----	32	1	86	89	24	1	-----
6th ward, 9th prec.-----	6	1	52	122	20	2	-----
6th ward, 10th prec.-----	7	3	45	100	24	3	4
7th ward, 1st prec.-----	13	-----	92	135	17	-----	-----
7th ward, 2nd prec.-----	14	2	83	102	16	1	-----
7th ward, 3rd prec.-----	7	2	57	97	11	-----	-----
7th ward, 4th prec.-----	27	-----	84	94	17	2	-----
7th ward, 5th prec.-----	17	2	119	132	49	-----	-----
7th ward, 6th prec.-----	12	4	99	129	22	-----	-----
7th ward, 7th prec.-----	15	1	107	85	21	-----	-----
7th ward, 8th prec.-----	20	2	110	107	30	-----	-----
7th ward, 9th prec.-----	13	1	102	126	24	-----	-----
7th ward, 10th prec.-----	10	-----	105	98	20	-----	-----
7th ward, 11th prec.-----	13	2	85	101	13	2	-----
7th ward, 12th prec.-----	17	1	102	86	37	-----	-----
8th ward, 1st prec.-----	35	-----	84	32	18	-----	-----
8th ward, 2nd prec.-----	20	2	90	62	22	-----	-----
8th ward, 3rd prec.-----	14	-----	105	100	20	-----	-----
8th ward, 4th prec.-----	20	3	54	52	11	2	-----
8th ward, 5th prec.-----	79	2	92	74	22	3	-----
8th ward, 6th prec.-----	79	2	89	57	26	1	-----
8th ward, 7th prec.-----	69	2	80	50	30	-----	-----
8th ward, 8th prec.-----	69	2	89	63	27	-----	-----
8th ward, 9th prec.-----	76	2	106	74	25	-----	-----
8th ward, 10th prec.-----	77	4	85	68	21	-----	-----
9th ward, 1st prec.-----	19	1	65	73	45	-----	-----
9th ward, 2nd prec.-----	18	2	73	121	10	1	-----
9th ward, 3rd prec.-----	24	-----	61	103	19	-----	-----
9th ward, 4th prec.-----	13	1	79	138	20	-----	-----
9th ward, 5th prec.-----	18	4	80	126	26	-----	-----
9th ward, 6th prec.-----	10	-----	82	132	16	-----	-----
9th ward, 7th prec.-----	16	3	65	144	18	-----	-----
9th ward, 8th prec.-----	34	1	73	111	61	3	-----
9th ward, 9th prec.-----	16	1	48	117	23	-----	-----
10th ward, 1st prec.-----	15	3	68	114	13	1	-----
10th ward, 2nd prec.-----	16	3	67	103	22	1	-----
10th ward, 3rd prec.-----	7	2	73	145	16	-----	-----
10th ward, 4th prec.-----	34	-----	114	115	14	1	-----
10th ward, 5th prec.-----	9	1	79	76	10	1	-----
10th ward, 6th prec.-----	12	3	72	154	23	1	-----
10th ward, 7th prec.-----	13	-----	69	87	16	1	-----
11th ward, 1st prec.-----	18	-----	67	94	5	1	-----
11th ward, 2nd prec.-----	10	-----	65	116	6	-----	-----
11th ward, 3rd prec.-----	30	-----	83	115	11	1	-----
11th ward, 4th prec.-----	27	-----	98	99	11	-----	-----
11th ward, 5th prec.-----	44	1	65	90	7	1	-----
11th ward, 6th prec.-----	28	2	109	99	19	-----	-----
11th ward, 7th prec.-----	51	-----	69	95	12	-----	-----
11th ward, 8th prec.-----	45	1	98	61	26	-----	-----
11th ward, 9th prec.-----	25	3	42	55	20	1	-----
11th ward, 10th prec.-----	112	-----	86	68	20	2	-----
11th ward, 11th prec.-----	27	2	101	124	26	-----	-----
11th ward, 12th prec.-----	29	5	117	118	29	2	-----
12th ward, 1st prec.-----	33	3	60	76	7	-----	-----
12th ward, 2nd prec.-----	19	-----	125	87	16	1	-----
12th ward, 3rd prec.-----	12	1	53	92	9	2	-----
12th ward, 4th prec.-----	35	2	79	87	18	1	-----

VOTE FOR GOVERNOR—Continued

Counties, Towns, Cities, Villages and Election Precincts	Cady Dem.	Emerson Pro.	Zimmer- man Rep.	Kent Soc.	Perry Ind.	Gordon Soc. Lab.	Scatter- ing
MILWAUKEE CO.—(con.)							
12th ward, 5th prec.	53		88	69	19	2	
12th ward, 6th prec.	60		78	39	23		
12th ward, 7th prec.	70		72	44	12	1	
12th ward, 8th prec.	49		87	60	20	1	
12th ward, 9th prec.	35	1	92	84	14		
13th ward, 1st prec.	70	3	111	27	16	1	
13th ward, 2nd prec.	83	1	124	35	22		
13th ward, 3rd prec.	86	1	126	38	20		
13th ward, 4th prec.	56	1	110	52	17		
13th ward, 5th prec.	16		83	104	22		
13th ward, 6th prec.	22	1	122	97	25		
13th ward, 7th prec.	34		134	82	35		
13th ward, 8th prec.	34	1	139	68	48	1	
13th ward, 9th prec.	16	1	159	86	37		
13th ward, 10th prec.	14	3	110	75	26	4	
13th ward, 11th prec.	24	1	130	35	32		1
13th ward, 12th prec.	16	1	102	84	21		
14th ward, 1st prec.	91	1	97	68	19		
14th ward, 2nd prec.	69	1	116	58	18	1	
14th ward, 3rd prec.	74	1	90	62	23	2	
14th ward, 4th prec.	92	3	92	61	19	1	
14th ward, 5th prec.	66	2	105	89	12		
14th ward, 6th prec.	56	1	106	51	11	4	
14th ward, 7th prec.	48	3	77	63	27		
14th ward, 8th prec.	81	3	94	67	20	3	
14th ward, 9th prec.	66		72	55	6	4	
14th ward, 1st prec.	56	2	120	37	49	4	
15th ward, 2nd prec.	66		97	41	67	1	
15th ward, 3rd prec.	43	2	168	71	58	2	
15th ward, 4th prec.	40		123	53	42	2	
15th ward, 5th prec.	37	2	128	62	51	1	
15th ward, 6th prec.	29		117	34	81		
15th ward, 7th prec.	46	5	127	18	77		
15th ward, 8th prec.	34		179	34	38		
15th ward, 9th prec.	35		131	26	76		
15th ward, 10th prec.	8	3	163	46	75	1	
15th ward, 11th prec.	24	7	110	85	56		
15th ward, 12th prec.	20		60	50	27		
16th ward, 1st prec.	54	2	127	17	64		
16th ward, 2nd prec.	46	1	57	21	74		
16th ward, 3rd prec.	66	4	93	55	39		
16th ward, 4th prec.	30	1	84	18	45		
16th ward, 5th prec.	79	4	193	41	117		
16th ward, 6th prec.	93	3	88	36	75		
16th ward, 7th prec.	50	2	80	56	55		
16th ward, 8th prec.	65	2	116	45	51	1	
16th ward, 9th prec.	77	2	126	5	76	11	
16th ward, 10th prec.	21		99	102	18	3	
16th ward, 11th prec.	48	2	152	78	39		
17th ward, 1st prec.	21		148	88	25	1	
17th ward, 2nd prec.	21		80	68	28		
17th ward, 3rd prec.	37		155	90	60		
17th ward, 4th prec.	17	4	117	91	30		
17th ward, 5th prec.	14		53	90	27	1	
17th ward, 6th prec.	86	1	89	115	25	1	
17th ward, 7th prec.	18		78	139	34		
17th ward, 8th prec.	22	1	155	67	31		
17th ward, 9th prec.	19	1	189	45	30	1	
17th ward, 10th prec.	28		206	69	36		
17th ward, 11th prec.	25	2	194	43	57	1	
17th ward, 12th prec.	34	1	164	57	48		
17th ward, 13th prec.	52	1	153	79	47		
17th ward, 14th prec.	11	2	105	99	20		
17th ward, 15th prec.	33	2	220	147	29	1	
17th ward, 16th prec.	8		86	106	7		
18th ward, 1st prec.	32	3	181	16	72		
18th ward, 2nd prec.	33	20	108	27	39	2	
18th ward, 3rd prec.	69	2	132	49	32	1	
18th ward, 4th prec.	75	4	199	8	89		
18th ward, 5th prec.	43	4	178	5	83		
18th ward, 6th prec.	29		174	2	91		
18th ward, 7th prec.	68	3	264	7	127	1	
18th ward, 8th prec.	30	4	223	10	100		

## VOTE FOR GOVERNOR—Continued

Counties, Towns, Cities, Villages and Election Precincts	Cady Dem.	Emerson Pro.	Zimmer- man Rep.	Kent Sec.	Perry Ind.	Gordon Sec. Lab.	Scatter- ing
MILWAUKEE CO.—(con.)							
18th ward, 9th prec.-----	61	3	188	17	86		
18th ward, 10th prec.-----	29	4	171	37	77		
18th ward, 11th prec.-----	41	5	272	37	113	1	
18th ward, 12th prec.-----	37	4	216	6	106		
18th ward, 13th prec.-----	41	2	122	31	58	1	
18th ward, 14th prec.-----	59	2	224	29	97	1	
18th ward, 15th prec.-----	36	4	184	7	141		
18th ward, 16th prec.-----	25	1	182	6	117		
19th ward, 1st prec.-----	23	1	98	127	47	1	
19th ward, 2nd prec.-----	21		104	167	23	2	
19th ward, 3rd prec.-----	19		75	90	21		
19th ward, 4th prec.-----	19		83	64	27		
19th ward, 5th prec.-----	24	1	89	118	35		
19th ward, 6th prec.-----	37		114	101	42		
19th ward, 7th prec.-----	52		109	63	54		
19th ward, 8th prec.-----	55	3	142	79	41	3	
19th ward, 9th prec.-----	34		139	52	41		
19th ward, 10th prec.-----	47	1	202	67	51	3	2
19th ward, 11th prec.-----	28	2	131	52	49		
19th ward, 12th prec.-----	34		139	54	46	1	2
19th ward, 13th prec.-----	28	2	135	22	70	1	
19th ward, 14th prec.-----	58		181	38	94	1	
19th ward, 15th prec.-----	27		109	41	59	2	
19th ward, 16th prec.-----	25		194	58	98		
20th ward, 1st prec.-----	11	1	87	107	16		1
20th ward, 2nd prec.-----	10		88	152	15		
20th ward, 3rd prec.-----	16	2	87	142	23		
20th ward, 4th prec.-----	8		76	111	17		
20th ward, 5th prec.-----	14	2	82	159	25	1	
20th ward, 6th prec.-----	17	3	99	117	22	2	
20th ward, 7th prec.-----	14	1	82	180	18	2	1
20th ward, 8th prec.-----	18		107	119	21	1	
20th ward, 9th prec.-----	11	1	117	122	34		
20th ward, 10th prec.-----	27		142	177	36		
20th ward, 11th prec.-----	12	1	103	108	20	1	
20th ward, 12th prec.-----	7		82	86	26	1	
20th ward, 13th prec.-----	8		116	82	24		
20th ward, 14th prec.-----	33	1	104	84	38	1	
20th ward, 15th prec.-----	25		109	126	28	1	
20th ward, 16th prec.-----	11	2	107	89	34		
20th ward, 17th prec.-----	22	1	95	182	28		
20th ward, 18th prec.-----	27	2	183	62	49		
20th ward, 19th prec.-----	42	3	184	52	36		
20th ward, 20th prec.-----	22	2	170	47	64		
20th ward, 21st prec.-----	28	2	183	89	69	2	
20th ward, 22nd prec.-----	13	2	40	87	13		
20th ward, 23rd prec.-----	3	1	45	30	8	1	
20th ward, 24th prec.-----	2	1	41	57	8		
20th ward, 25th prec.-----	42	3	189	113	48		
21st ward, 1st prec.-----	52	2	105	63	16		
21st ward, 2nd prec.-----	54	4	147	62	25	2	
21st ward, 3rd prec.-----	31		108	122	18		1
21st ward, 4th prec.-----	25	2	106	74	12	2	
21st ward, 5th prec.-----	10		103	106	20	2	
21st ward, 6th prec.-----	34		102	113	35		
21st ward, 7th prec.-----	26	2	98	61	25		
21st ward, 8th prec.-----	18	2	115	92	35	1	
21st ward, 9th prec.-----	8		101	97	19	1	
21st ward, 10th prec.-----	24		112	84	23		
21st ward, 11th prec.-----	14	1	95	119	21		
21st ward, 12th prec.-----	28		109	142	25		
21st ward, 13th prec.-----	24	1	89	90	20		
21st ward, 14th prec.-----	13	3	178	201	36		
22nd ward, 1st prec.-----	8	2	103	124	21		
22nd ward, 2nd prec.-----	7		131	108	27	1	
22nd ward, 3rd prec.-----	18	1	103	152	21	1	
22nd ward, 4th prec.-----	26		154	93	39	1	
22nd ward, 5th prec.-----	12		128	138	26		
22nd ward, 6th prec.-----	18	2	63	118	27		
22nd ward, 7th prec.-----	35		133	92	45	2	
22nd ward, 8th prec.-----	36	1	130	61	58	1	
22nd ward, 9th prec.-----	39	1	74	85	42		
22nd ward, 10th prec.-----	19		110	60	54		

VOTE FOR GOVERNOR—Continued

Counties, Towns, Cities, Villages and Election Precincts	Cady Dem.	Emerson Pro.	Zimmer- man Rep.	Kent Soc.	Perry Ind.	Gordon Soc. Lab.	Scatter- ing
<b>MILWAUKEE CO.—(con.)</b>							
22nd ward, 11th prec.	33	3	144	37	61		
22nd ward, 12th prec.	23		180	30	78		
22nd ward, 13th prec.	28		121	71	52		
22nd ward, 14th prec.	28	1	162	52	62	1	
22nd ward, 15th prec.	28		178	57	52	1	
22nd ward, 16th prec.	20	1	205	72	33	1	
22nd ward, 17th prec.	41	1	181	42	62		
22nd ward, 18th prec.	32	1	167	60	73		
22nd ward, 19th prec.	29	1	105	60	44		
22nd ward, 20th prec.	41	1	183	86	52	1	
22nd ward, 21st prec.	25	1	118	102	28		
23rd ward, 1st prec.	23		98	63	25		
23rd ward, 2nd prec.	36		75	78	27	3	
23rd ward, 3rd prec.	31	3	106	101	24		
23rd ward, 4th prec.	19		89	123	24		
23rd ward, 5th prec.	35		158	68	40	2	
23rd ward, 6th prec.	38		117	42	31		
23rd ward, 7th prec.	37	2	110	60	31		
23rd ward, 8th prec.	20	1	92	114	21		
23rd ward, 9th prec.	55	1	118	61	43	1	
23rd ward, 10th prec.	27	1	127	69	37		
23rd ward, 11th prec.	61	2	185	42	62	2	
23rd ward, 12th prec.	65		208	45	26		
23rd ward, 13th prec.	31	2	116	56	25	3	
23rd ward, 14th prec.	23	1	138	82	18		
23rd ward, 15th prec.	27	1	82	100	13	1	
23rd ward, 16th prec.	20		98	88	37	2	
23rd ward, 17th prec.	25	1	196	12	16		
23rd ward, 18th prec.	22	1	154	9	12		
23rd ward, 19th prec.	12		83	73	7	1	
24th ward, 1st prec.	62	2	130	58	23	1	
24th ward, 2nd prec.	61	2	120	85	21	1	
24th ward, 3rd prec.	31	4	105	113	14		
24th ward, 4th prec.	25	2	112	91	41		
24th ward, 5th prec.	41	1	109	83	23		
24th ward, 6th prec.	41	3	129	96	20		
24th ward, 7th prec.	29		60	125	18		
24th ward, 8th prec.	23	1	102	140	10		
24th ward, 9th prec.	19	2	118	126	13	3	
24th ward, 10th prec.	87	2	136	91	18	1	
24th ward, 11th prec.	11	3	41	44	7		
25th ward, 1st prec.	7	2	112	156	35		
25th ward, 2nd prec.	11		91	148	16		
25th ward, 3rd prec.	11		87	146	28	1	
25th ward, 4th prec.	12		116	116	20		
25th ward, 5th prec.	23		93	114	27	1	
25th ward, 6th prec.	14		121	167	20	1	
25th ward, 7th prec.	15	1	96	133	18		
25th ward, 8th prec.	15	1	119	113	23	3	
25th ward, 9th prec.	13		75	150	14		
25th ward, 10th prec.	18		93	96	12		
25th ward, 11th prec.	20	8	129	115	27		
25th ward, 12th prec.	15		99	130	17	2	
25th ward, 13th prec.	22		134	149	19		
25th ward, 14th prec.	36		198	200	81	1	
25th ward, 15th prec.	19	2	136	159	25	2	
Totals (99,905)	12,386	603	43,948	27,250	15,411	293	14
<b>MONROE CO.</b>							
Adrian	4	1	41		5		
Angelo		1	60		1		
Byron	4	1	50	14	10	1	
Clifton	18	8	84	1	32		
Glendale	13	4	57	1	11		
Grant	2	2	30	1	5		
Greenfield	7	14	67		6	5	
Jefferson	5	4	49	4	90	2	
Lafayette	3	1	34		4		
La Grange	4	2	56	1	2		
Leon	4	1	118		12	1	
Lincoln	4	5	112	13	28	1	
Little Falls	5	9	82	1	4		

## VOTE FOR GOVERNOR—Continued

Counties, Towns, Cities, Villages and Election Precincts	Cady Dem.	Emerson Pro.	Zimmer- man Rep.	Kent Soc.	Perry Ind.	Gordon Soc. Lab.	Scatter- ing
<b>MONROE CO.—(con.)</b>							
New Lynne.....	7	2	28	1	3		
Oakdale.....	14	3	72	3	10		
Portland.....	2	2	76	7	60		6
Ridgeville.....	7	2	85	1	10		1
Scott.....	3	1	18		1		
Sheldon.....	4	3	63	2	9		
Sparta.....	8	11	34	2	28		1
Tomah.....	14	3	92	2	5		
Wellington.....			64	1	6		1
Wells.....	5	1	49	4	14		
Wilton.....	10		80	3	14		3
Sparta, city:							
1st ward.....	17	10	232	1	22		3
2nd ward.....	11	8	176	8	14		1
3rd ward.....	8	10	199	2	13		1
4th ward.....	22	10	196	2	50		
Tomah, city:							
1st ward.....	22	8	159	9	28		
2nd ward.....	20	12	216	16	37		1
3rd ward.....	29	5	134	16	21		4
Cashton, vil.....	12	7	85	6	96		2
Kendall, vil.....	6	12	76	6	13		1
Melvina.....	2		32	1	10		
Norwalk, vil.....	7	4	107	1	14		1
Ontario, vil.....	3	4	17		2		
Wilton, vil.....	9	2	60	3	11		0
Wyeville.....		1	17	8	5		
Totals (4.604).....	329	174	3,221	141	706	37	
<b>OCONTO CO.</b>							
Abrams.....	8		117	1	12		
Armstrong.....	11	1	54	3	22		1
Bagley.....	2		17		1		
Brazeau.....	13	4	71	1	12		1
Breed.....	3	1	31	1	11		
Chase.....	7	1	70	4	11		2
Doty.....			12	1	3		
Gillett.....	4	1	121	2	21		
Howe.....	30	1	104		14		
Lena.....	11		58	1	27		
Little River.....	25	2	193	2	57		
Little Suamico.....	14		70	1	67		3
Maple Valley.....	16	2	148	3	32		1
Morgan.....	17		72	27	9		2
Oconto.....	43	2	171		75		5
Oconto Falls.....	14		94		40		1
Pensaukee.....	2	3	140	2	31		1
Riverview.....	1	1	43	2	9		
South Branch.....							
Spruce.....	19	1	96	1	36		4
Stiles.....	21	1	106		31		1
Townsend.....	7	1	64		19		
Underhill.....	3		76	1	14		2
Wheeler.....	5	1	52		30		
Oconto, city:							
1st ward.....	9		110	2	41		2
2nd ward.....	24	1	84	2	42		
3rd ward.....	29		43		42		4
4th ward.....	19	1	76	2	37		
5th ward.....	25	2	99	1	64		2
6th ward.....	23	1	77		53		1
7th ward.....	31	1	104	4	95		
8th ward.....	38	1	86	1	69		1
9th ward.....	27	2	39		81		
10th ward.....	23		60		84		1
Oconto Falls, city:							
1st ward.....	9	2	90	1	24		
2nd ward.....	18		148		24		
3rd ward.....	53		96		55		
Gillett, vil.....	27	4	173		35		1



VOTE FOR GOVERNOR—Continued

Counties, Towns, Cities, Villages and Election Precincts	Cady Dem.	Emerson Pro.	Zimmerman Rep.	Kent Soc.	Perry Ind.	Gordon Soc. Lab.	Scatter- ing
<b>OCONTO CO.—(con.)</b>							
Lena, vil.-----	35	-----	56	-----	36	-----	-----
Suring, vil.-----	32	-----	57	-----	21	-----	-----
Totals (5,610)-----	698	38	3,379	66	1,391	35	3
<b>ONEIDA CO.</b>							
Cassian-----	11	-----	96	1	6	1	-----
Crescent-----	8	2	61	3	4	-----	-----
Enterprise-----	2	1	18	3	6	2	-----
Hazelhurst-----	4	1	45	-----	1	1	-----
Little Rice-----	5	1	8	-----	11	-----	-----
Lynne-----	3	1	59	2	10	2	-----
Minocequa-----	57	5	277	5	38	4	-----
Monico-----	7	-----	51	3	10	-----	-----
Newbold-----	7	4	43	6	8	3	-----
Pelican-----	7	3	130	6	1	2	-----
Piel-----	1	-----	27	-----	-----	-----	-----
Pine Lake-----	8	2	58	6	8	1	-----
Schoepke-----	15	-----	72	-----	17	2	-----
Stella-----	2	-----	18	-----	-----	-----	-----
Sugar Camp-----	3	5	66	1	2	1	-----
Three Lakes-----	19	3	145	2	13	-----	-----
Tomahawk Lake-----	11	-----	64	-----	2	-----	-----
Woodboro-----	-----	-----	23	1	10	1	-----
Woodruff-----	10	1	78	6	6	-----	-----
Rhineland, city:	-----	-----	-----	-----	-----	-----	-----
1st ward-----	17	5	167	3	39	4	-----
2nd ward-----	30	8	176	8	26	4	-----
3rd ward-----	20	9	200	18	36	4	-----
4th ward-----	36	3	209	8	46	1	-----
5th ward-----	45	6	256	23	44	1	-----
6th ward-----	41	11	358	29	56	4	-----
Totals (3,714)-----	369	71	2,702	134	400	38	-----
<b>OUTAGAMIE CO.</b>							
Black Creek-----	6	-----	108	3	11	1	-----
Bovina-----	3	-----	58	1	3	-----	-----
Buchanan-----	47	2	38	1	62	4	-----
Center-----	6	-----	255	6	61	4	-----
Cicero-----	1	-----	147	-----	7	-----	5
Dale-----	17	3	176	2	21	2	-----
Deer Creek-----	14	1	61	2	21	2	-----
Ellington-----	23	8	172	2	58	6	-----
Freedom-----	45	2	132	1	83	6	-----
Grand Chute-----	36	2	303	2	55	7	-----
Greenville-----	21	-----	212	-----	29	5	-----
Hortonia-----	11	-----	88	1	6	-----	-----
Kaukauna-----	34	-----	37	2	26	1	-----
Liberty-----	3	1	50	1	3	3	-----
Maine-----	3	5	53	-----	4	-----	-----
Maple Creek-----	6	2	37	-----	11	3	-----
Oneida-----	54	3	108	1	23	2	-----
Osborn-----	9	1	82	4	5	2	-----
Seymour-----	11	-----	100	3	14	3	-----
Vandenbrook-----	13	-----	51	-----	22	1	-----
Appleton, city:	-----	-----	-----	-----	-----	-----	-----
1st ward, 1st prec.-----	29	8	646	6	45	3	-----
1st ward, 2nd prec.-----	26	8	506	8	43	3	-----
2nd ward, 1st prec.-----	27	6	399	10	23	-----	-----
2nd ward, 2nd prec.-----	57	53	292	5	61	2	-----
3rd ward, 1st prec.-----	163	8	366	11	155	15	-----
3rd ward, 2nd prec.-----	79	6	401	7	90	9	-----
4th ward, 1st prec.-----	5	-----	110	2	18	5	-----
4th ward, 2nd prec.-----	66	4	288	9	84	8	-----
5th ward, 1st prec.-----	53	4	341	18	49	6	-----
5th ward, 2nd prec.-----	65	5	439	8	77	7	-----
6th ward, 1st prec.-----	16	2	432	3	37	3	-----
6th ward, 2nd prec.-----	28	2	455	5	28	6	-----
Kaukauna, city:	-----	-----	-----	-----	-----	-----	-----
1st ward, 1st prec.-----	6	1	192	16	109	5	-----
2nd ward, 2nd prec.-----	68	3	255	19	77	7	-----

## VOTE FOR GOVERNOR—Continued

Counties, Towns, Cities, Villages and Election Precincts	Cady Dem.	Emerson Pro.	Zimmer- man Rep.	Kent Soc.	Perry Ind.	Gordon Soc. Lab.	Scatter- ing
<b>OUTAGAMIE CO.—(con.)</b>							
3rd ward, 3rd prec.-----	66	7	241	21	131	7	-----
4th ward, 4th prec.-----	55	3	207	10	114	4	-----
New London, city:							
3rd ward-----	11	1	148	1	40	4	-----
Seymour, city:							
1st ward-----	17	-----	136	3	9	1	-----
2nd ward-----	14	4	94	1	15	2	-----
Bear Creek, vil.-----	22	1	41	2	21	-----	-----
Black Creek, vil.-----	3	2	100	1	14	-----	-----
Combined Locks, vil.-----	6	1	34	9	12	1	-----
Hortonville, vil.-----	29	8	252	1	35	1	-----
Kimberly, vil.-----	42	3	186	3	69	4	-----
Little Chute, vil.-----	69	3	202	16	149	8	-----
Shiocton, vil.-----	3	-----	77	2	14	1	-----
Totals (13,176)-----	1,444	173	9,105	234	2,049	166	5
<b>OZAUKEE CO.</b>							
Belgium-----	192	5	46	-----	37	1	-----
Cedarburg-----	67	3	115	5	16	1	-----
Fredonia-----	101	4	113	6	25	2	-----
Grafton-----	39	1	91	7	12	-----	-----
Mequon-----	72	-----	199	21	42	3	-----
Port Washington-----	81	2	63	5	28	-----	-----
Saukville-----	54	2	36	1	21	1	-----
Cedarburg, city:							
1st ward-----	88	4	65	4	34	1	-----
2nd ward-----	48	-----	69	4	4	2	-----
3rd ward-----	49	1	53	3	13	-----	-----
Port Washington, city:							
1st ward-----	115	-----	42	1	-----	29	-----
2nd ward-----	118	-----	38	1	23	1	-----
3rd ward-----	93	3	54	4	34	1	-----
4th ward-----	65	-----	63	2	18	2	-----
5th ward-----	65	-----	96	3	21	-----	-----
6th ward-----	64	1	85	2	29	-----	-----
Belgium, vil.-----	79	2	4	-----	7	-----	-----
Fredonia, vil.-----	86	1	18	1	12	-----	-----
Grafton, vil.-----	41	2	110	3	60	3	-----
Saukville, vil.-----	74	1	24	-----	11	2	-----
Thiensville, vil.-----	23	-----	37	5	15	-----	-----
Totals (3,713)-----	1,608	33	1,484	78	462	49	-----
<b>PIERCE CO.</b>							
Clifton-----	5	-----	106	7	19	-----	-----
Diamond Bluff-----	5	1	50	32	8	-----	-----
Ellsworth-----	14	2	350	19	36	2	-----
El Paso-----	16	-----	160	8	38	4	1
Gilman-----	9	1	137	10	16	5	-----
Hartland-----	4	6	208	12	45	5	3
Isabelle-----	-----	-----	29	7	5	-----	-----
Maiden Rock-----	-----	-----	98	7	1	-----	-----
Martell-----	12	3	175	46	15	2	2
Oak Grove-----	6	1	93	6	48	3	-----
River Falls-----	10	4	170	1	38	27	1
Rock Elm-----	8	3	135	13	43	2	-----
Salem-----	5	4	199	4	9	1	-----
Spring Lake-----	2	5	101	5	7	1	1
Trenton-----	-----	-----	180	4	11	-----	-----
Trimbelle-----	5	7	229	73	45	2	-----
Union-----	4	5	118	46	23	-----	-----
Prescott, city:							
1st ward-----	6	-----	42	1	1	-----	-----
2nd ward-----	5	1	49	2	9	-----	-----
3rd ward-----	7	-----	55	-----	10	1	-----
River Falls, city:							
2nd El. Dist.-----	30	21	553	16	49	3	-----
Bay City, vil.-----	1	2	40	-----	6	-----	-----
Ellsworth, vil.-----	38	7	415	27	30	-----	2
Elmwood, vil.-----	1	3	123	3	32	2	-----
Maiden Rock, vil.-----	7	2	85	2	3	-----	-----

## VOTE FOR GOVERNOR—Continued

Counties, Towns, Cities, Villages and Election Precincts	Cady Dem.	Emerson Pro.	Zimmer- man Rep.	Kent Soc.	Perry Ind.	Gordon Soc. Lab.	Scatter- ing
<b>PIERCE CO.—(con.)</b>							
Plum City, vil. ....	1	52	14	9	3	2	
Spring Valley, vil. ....	8	180	1	13	1		
Totals (5,436) .....	205	95	4,132	359	569	64	12
<b>PEPIN CO.</b>							
Albany .....	2	2	66	3	2		
Durand .....	4	2	39	4	3		
Frankfort .....	7	3	81	3	12	4	
Lima .....	49		14	2	17	3	
Pepin .....	5	13	121	5	8		1
Stockholm .....			48	3	2		
Waterville .....	25	3	13	13	31	3	
Waubeck .....	7		25		8		
Durand, city:							
1st ward .....	66	4	111	11	53	1	
2nd ward .....	38	2	201	9	70		
Pepin, vil. ....	7	6	151	1	29		
Stockholm, vil. ....	4	1	36		7		
Totals (1,602) .....	214	48	1,024	54	250	11	1
<b>POLK CO.</b>							
Alden .....	5	8	133		21		
Apple River .....	6	3	104	19	13	5	
Balsam Lake .....	7	3	92	8	30	4	
Beaver .....	9	2	66	12	2		
Black Brook .....	6	6	99		18	1	1
Bone Lake .....	4	1	87	15	11	7	1
Bone Lake .....	6	6	90	2	3	1	1
Clam Falls .....	4		84		8	1	
Clayton .....	5	6	84		8		
Clear Lake .....	13	11	89	1	14		
Eureka .....	7	7	135	5	9	5	
Farmington .....	8		51	5	36	6	
Garfield .....	4	8	126	3	13		
Georgetown .....	1	2	60	1	47	2	
Johnstown .....	2	2	57	4	3	1	
Laketown .....	4	4	104	1	8	2	4
Lincoln .....	9	7	125	1	23	2	
Lorain .....	4	3	44	1	5	2	3
Luck .....	12	11	68	8	5	2	
McKinley .....	2	1	75		5	1	
Milltown .....	10	1	112	2	12		
Osceola .....	7	3	101		11		
St. Croix Falls .....	3	7	105	1	10	1	
Sterling .....	1	3	61	1	15	1	
West Sweden .....	4	2	76	12	5	3	3
Amery, city .....	18	16	208	2	29	2	
Balsam Lake, vil. ....	8	1	92		4		
Centuria, vil. ....	6	3	93		8	1	3
Clayton, vil. ....	1	3	68	3	7		
Clear Lake, vil. ....	3	6	105	11	17		
Dresser Jct., vil. ....	4	3	48		7	3	
Frederic, vil. ....	5	1	113		8	1	
Luck, vil. ....	8	3	122		2	2	
Milltown, vil. ....	2	1	78	2	2		1
Osceola, vil. ....	3	5	115	3	15		
St. Croix Falls, vil. ....	4	5	163	1	6		
Totals (4,335) .....	204	148	3,349	124	437	56	17
<b>PORTAGE CO.</b>							
Alban .....	98	3	125		9		
Almond .....	23	4	108		9	1	
Amherst .....	100		188	5	9	2	
Belmont .....	68	3	102		8	1	
Buena Vista .....	107	2	124		14		
Carson .....	111	1	74	4	21	1	2
Dewey .....	90	2	11		2	2	
Eau Pleine .....	44	2	137	5	15	4	
Grant .....	23	1	46	1	22	1	
Hull .....	176		26		10		
Lanark .....	43	2	135		14		

## VOTE FOR GOVERNOR—Continued

Counties, Towns, Cities, Villages and Election Precincts	Cady Dem.	Emerson Pro.	Zimmer- man Rep.	Kent Sec.	Perry Ind.	Gordon Soc. Lab.	Scatter- ing
<b>PORTAGE CO.—(con.)</b>							
Linwood.....	27	2	56	2	5	1	-----
New Hope.....	79	1	147	1	28	4	-----
Pine Grove.....	13	4	90	1	6	-----	-----
Plover.....	8	10	198	-----	38	-----	-----
Sharon.....	449	-----	28	-----	1	-----	-----
Stockton.....	367	-----	96	1	7	3	-----
Stevens Point, city:	-----	-----	-----	-----	-----	-----	-----
1st ward, 1st prec.....	195	6	256	2	21	4	-----
2nd ward, 1st prec.....	84	3	238	2	35	1	-----
2nd ward, 2nd prec.....	88	2	205	2	31	4	-----
3rd ward, 1st prec.....	186	6	226	1	33	5	-----
3rd ward, 2nd prec.....	101	1	210	1	33	-----	-----
4th ward, 1st prec.....	507	5	88	-----	4	2	-----
4th ward, 2nd prec.....	272	3	48	2	15	-----	-----
5th ward.....	129	8	178	14	39	-----	-----
6th ward.....	65	2	176	2	13	-----	-----
Almond, vill.....	9	-----	100	-----	10	-----	-----
Amherst, vil.....	23	2	183	2	9	1	-----
Amherst Jct., vil.....	33	-----	40	-----	5	-----	-----
Junction City, vil.....	9	1	48	6	5	-----	-----
Nelsonville, vil.....	6	-----	49	-----	11	2	-----
Plover, vil.....	29	2	53	1	6	-----	-----
Rosholt.....	48	1	80	2	11	-----	-----
Totals (8,238).....	3,685	79	3,869	57	497	39	12
<b>PRICE CO.</b>							
Catawba.....	1	1	59	1	8	1	-----
Eisenstein.....	5	2	98	6	7	4	-----
Elk.....	3	-----	78	6	5	2	-----
Emery.....	15	-----	101	13	3	3	-----
Fifield.....	7	1	124	4	27	3	-----
Flambeau.....	7	2	93	-----	13	-----	-----
Georgetown.....	-----	-----	54	2	11	1	-----
Hackett.....	8	2	63	-----	5	-----	-----
Harmony.....	9	-----	45	11	13	2	-----
Hill.....	-----	2	76	1	4	2	-----
Kennan.....	-----	2	47	3	14	1	-----
Knox.....	1	2	52	4	6	3	-----
Lake.....	3	3	198	2	46	5	-----
Ogema.....	7	1	235	5	20	6	-----
Prentice.....	3	7	115	7	8	1	-----
Spirit.....	5	3	97	4	12	2	-----
Worcester.....	9	-----	212	12	30	2	-----
Park Falls, city:	-----	-----	-----	-----	-----	-----	-----
1st ward.....	14	6	136	3	32	1	-----
2nd ward.....	3	2	100	1	49	1	-----
3rd ward.....	14	3	180	1	60	3	-----
4th ward.....	6	-----	109	3	25	1	-----
Phillips, city:	-----	-----	-----	-----	-----	-----	-----
1st ward.....	11	2	200	1	27	3	-----
2nd ward.....	14	3	163	1	31	1	-----
3rd ward.....	8	3	158	-----	24	2	-----
Catawba, vil.....	7	1	53	4	11	1	-----
Kennan, vil.....	16	2	35	-----	9	1	-----
Prentice, vil.....	13	5	131	-----	18	1	-----
Totals (3,926).....	194	53	3,012	95	518	52	2
<b>RACINE CO.</b>							
Burlington.....	78	4	75	2	73	5	-----
Caledonia.....	39	4	388	10	36	8	-----
Dover.....	55	5	121	2	33	2	-----
Mt. Pleasant.....	29	10	499	12	75	13	-----
Norway.....	11	1	149	5	10	1	-----
Raymond.....	38	4	217	8	25	-----	-----
Rochester.....	23	1	67	-----	10	1	-----
Waterford.....	12	3	104	9	28	2	-----
Yorkville.....	10	4	219	3	10	2	-----
Burlington, city:	-----	-----	-----	-----	-----	-----	-----
1st ward.....	27	1	58	1	35	1	-----
2nd ward.....	83	3	187	6	95	4	-----

GENERAL ELECTION STATISTICS

561

VOTE FOR GOVERNOR—Continued

Counties, Towns, Cities, Villages and Election Precincts	Cady Dem.	Emer- son Pro	Zim- mer- man Rep.	Kent Soc.	Perry Ind.	Gordon Soc. Lab.	Scatter- ing
<b>RACINE CO.—(con.)</b>							
3rd ward.....	82	5	112	2	88	6	-----
4th ward.....	65	7	122	-----	89	4	-----
Racine, city:							
1st ward.....	12	1	183	2	35	4	-----
2nd ward.....	59	1	684	6	104	3	-----
No. 3rd ward.....	45	5	445	2	84	5	-----
So. 3rd ward.....	82	3	444	14	176	53	-----
Ea. 4th ward.....	55	-----	237	2	87	4	-----
W. 4th ward.....	64	6	320	11	132	11	-----
5th ward.....	40	5	305	31	68	17	-----
6th ward.....	22	1	314	9	71	11	-----
7th ward, 1st prec.....	54	14	339	24	118	20	-----
7th ward, 2nd prec.....	58	7	343	23	163	10	-----
8th ward, 1st prec.....	18	6	469	18	42	6	-----
8th ward, 2nd prec.....	19	9	574	9	32	5	-----
9th ward, 1st prec.....	14	3	396	20	59	3	-----
9th ward, 2nd prec.....	17	5	328	30	64	18	-----
10th ward, 1st prec.....	31	6	278	9	71	10	-----
10th ward, 2nd prec.....	51	1	171	21	127	26	-----
11th ward, 1st prec.....	18	4	501	17	43	-----	-----
11th ward, 2nd prec.....	8	6	315	18	69	3	-----
12th ward, 1st prec.....	18	12	867	17	83	5	-----
12th ward, 2nd prec.....	17	4	653	9	62	6	-----
13th ward, 1st prec.....	20	6	383	11	56	7	-----
13th ward, 2nd prec.....	8	7	384	8	56	9	-----
14th ward, 1st prec.....	17	12	194	16	83	15	-----
14th ward, 2nd prec.....	22	4	300	19	105	8	-----
15th ward, 1st prec.....	22	2	310	24	96	2	-----
15th ward, 2nd prec.....	51	-----	378	26	86	13	2
Rochester, vil.....	14	-----	76	-----	9	2	-----
Sturtevant, vil.....	10	-----	81	7	18	-----	-----
Union Grove, vil.....	18	4	249	4	3	5	-----
Waterford, vil.....	37	1	119	1	49	-----	1
Totals (18,346).....	1,473	179	12,958	486	2,908	335	7
<b>RICHLAND CO.</b>							
Akan.....	21	7	121	3	2	3	-----
Bloom.....	17	7	206	4	3	2	-----
Buena Vista.....	29	5	253	4	21	2	-----
Cazenovia, vil.....	20	3	39	-----	44	-----	-----
Dayton.....	24	4	188	4	21	3	-----
Eagle.....	21	2	106	-----	12	1	-----
Forest.....	10	2	80	1	2	-----	-----
Henrietta.....	17	7	221	3	12	3	-----
Ithaca.....	38	3	122	1	56	5	-----
Lone Rock, vil.....	36	3	76	2	30	2	-----
Marshall.....	14	12	175	2	3	1	-----
Orion.....	19	4	136	1	16	2	-----
Richwood.....	37	11	164	4	26	4	-----
Rockbridge.....	12	8	163	-----	17	3	-----
Richland.....	13	9	191	1	14	2	-----
Sylvan.....	24	3	147	-----	3	-----	-----
Viola, vil.....	12	3	122	-----	18	-----	-----
Westford.....	11	1	25	2	39	2	-----
Willow.....	6	1	148	-----	16	-----	-----
Richland Center, city:							
1st ward.....	29	6	316	2	39	1	-----
2nd ward.....	55	6	278	2	53	2	-----
3rd ward.....	84	27	357	3	14	-----	-----
Totals (4,877).....	549	134	3,634	39	483	38	-----
<b>ROCK CO.</b>							
Avon.....	2	-----	78	-----	3	-----	-----
Beloit.....	2	2	217	3	16	1	-----
Bradford.....	2	1	105	-----	4	-----	-----
Center.....	9	1	85	1	7	-----	-----
Clinton.....	10	2	154	1	-----	-----	-----
Fulton.....	15	2	106	10	18	-----	-----
Harmony.....	6	1	133	4	7	1	-----
Janesville.....	-----	2	77	-----	14	-----	-----
Johnstown.....	2	2	129	3	2	-----	-----

## VOTE FOR GOVERNOR—Continued

J Counties, Towns, Cities, Villages and Election Precincts	Cady Dem.	Emerson Pro.	Zimmer- man Rep.	Kent Soc.	Perry Ind.	Gordon Soc. Lab.	Scatter- ing
<b>ROCK CO.—(con.)</b>							
La Prairie.....	10	5	107		2	1	
Lima.....	5		121	1	7		
Magnolia.....	5	2	109	1	2		
Milton.....	26	5	315	5	12	3	
Newark.....	1	1	107	1	3		
Flymouth.....	13	1	138		16	2	
Porter.....	10	1	87	6	8		
Rock.....	9	1	108	5	16	2	
Spring Valley.....	6	1	95	2	12	1	
Turtle.....	12	3	123	4	17	1	
Union.....	10	5	142	4	10		
Beloit, city:							
1st ward.....	3	5	218	1	106		
2nd ward.....	27	9	334	3	77	1	
3rd ward.....	24	4	500	1	76	1	
4th ward.....	12	9	366	5	52	2	
5th ward.....	18	5	280	6	55	2	
6th ward.....	21	8	411	9	64	4	
7th ward.....	22	4	300	4	119	4	
8th ward.....	21	8	388	6	68	3	
9th ward.....	18	4	409	3	87	7	
Edgerton, city.....	37	2	524	31	92	2	
Evansville, city.....	13	10	548	7	27	1	
Janesville, city:							
1st ward, 1st prec.....	14	4	239		36		
1st ward, 2nd prec.....	13		313	5	54	5	
2nd ward, 1st prec.....	12	3	168	4	33	2	
2nd ward, 2nd prec.....	19	2	334	6	46	3	
3rd ward.....	33	6	386	1	36		
4th ward, 1st prec.....	13	1	227	4	93	2	
4th ward, 2nd prec.....	27	6	318		69	4	
5th ward.....	42	2	210	3	58	4	
6th ward.....	15	4	516	1	36	1	
7th ward.....	20	9	316	2	33	4	
Clinton, vil.....	12	2	280		26	3	
Footville, vil.....	4	1	86		6	2	
Milton, vil.....	8	10	316	1	7		
Orfordville, vil.....	1	4	124	4	5	1	
Totals (13,260).....	641	160	10,697	155	1,537	70	
<b>RUSK CO.</b>							
Atlanta.....	10	4	104	3	22		
Big Bend.....	4	3	62	5	8		
Big Falls.....			16	1	1		
Cedar Rapids.....			17	2	6	1	
Dewey.....	2	2	57	2	27	2	
Flambeau.....	6	5	121	1	22	2	
Grant.....	5	6	164	3	23	3	
Grow.....	3	5	71	1	10		
Hawkins.....		1	40	5	5	1	
Hubbard.....	2		27		1		
Lawrence.....	2	1	35	2	8		
Marshall.....	5	4	87	13	8	1	
Murray.....	4	2	50		17	4	
Richland.....	5		22	1	19		
Rusk.....	3	2	60		4		
South Forks.....			18	3	7	1	
Strickland.....	6	1	39	2	5		
Stubbs.....	10	5	115	3	18	1	
Thornapple.....	2	4	97	1	19	5	
True.....	9	4	75	2	20	2	
Washington.....	1	1	50	8	14	2	
Wilkinson.....		1	13	1	2		
Willard.....	5	4	44		4		
Wilson.....	4	3	12	2	4	1	
Ladysmith, city:							
1st ward.....	4	4	63	1	37	5	
2nd ward.....	7	2	81	3	49	4	
3rd ward.....	10	2	76		41		2
4th ward.....	3	4	113	3	24	2	
5th ward.....	10	4	199	6	98	1	
6th ward.....	10		81		34	1	

## VOTE FOR GOVERNOR—Continued

Counties, Towns, Cities, Villages and Election Precincts	Cady Dem.	Emerson Pro.	Zimmer- man Rep.	Kent Soc.	Perry Ind.	Gordon Soc. Lab.	Scatter- ing
<b>RUSK CO.—(con.)</b>							
Bruce, vil.....	5	2	97	-----	35	-----	-----
Conrath, vil.....	2	-----	16	2	7	1	-----
Glen Flora, vil.....	-----	3	35	-----	9	2	-----
Hawkins.....	9	4	67	1	10	-----	-----
Ingram, vil.....	1	2	36	1	5	-----	1
Sheldon, vil.....	2	-----	34	-----	6	-----	-----
Tony, vil.....	1	3	29	-----	22	1	-----
Weyerhauser, vil.....	5	3	84	1	14	1	-----
Totals (3,445).....	157	91	2,407	84	658	45	3
<b>ST. CROIX CO.</b>							
Baldwin.....	4	4	135	4	6	-----	-----
Cady.....	3	-----	135	7	12	1	-----
Cylon.....	6	2	113	1	35	1	-----
Eau Galle.....	8	4	142	1	3	1	-----
Emerald.....	7	-----	95	8	60	5	-----
Erin Prairie.....	39	1	52	2	95	4	-----
Forest.....	2	2	56	7	39	4	-----
Glenwood.....	17	2	104	4	18	3	-----
Hammond.....	21	2	153	-----	16	2	-----
Hudson.....	10	3	109	4	11	1	-----
Kinnickinnic.....	3	4	71	9	59	2	-----
Pleasant Valley.....	1	1	59	1	10	-----	-----
Richmond.....	6	-----	77	-----	67	-----	-----
Rush River.....	6	1	62	3	5	1	-----
Somerset.....	11	2	44	-----	45	1	-----
Springfield.....	12	4	157	2	28	1	-----
Stanton.....	9	2	79	-----	120	2	-----
Star Prairie.....	5	2	112	3	34	2	-----
St. Joseph.....	9	2	71	3	14	6	-----
Troy.....	13	-----	78	12	24	6	-----
Warren.....	11	5	184	6	23	-----	-----
Glenwood, city:							
1st ward.....	7	-----	42	1	2	-----	-----
2nd ward.....	4	1	34	1	4	1	-----
3rd ward.....	6	3	58	-----	12	3	-----
Hudson, city:							
1st ward.....	6	4	59	8	7	1	-----
2nd ward.....	30	9	296	33	62	-----	-----
3rd ward.....	35	6	271	48	59	7	-----
New Richmond, city:							
1st ward.....	11	6	125	-----	107	2	-----
2nd ward.....	11	3	139	1	129	3	-----
3rd ward.....	3	-----	87	1	32	4	-----
River Falls, city:							
1st ward.....	8	1	43	1	7	2	-----
Baldwin, vil.....	7	7	201	3	20	-----	3
Deer Park, vil.....	-----	-----	60	3	11	2	-----
Hammond, vil.....	19	6	137	-----	13	-----	-----
North Hudson, vil.....	7	1	97	-----	29	-----	-----
Somerset, vil.....	8	1	25	-----	35	1	-----
Star Prairie, vil.....	1	-----	50	1	54	10	-----
Wilson, vil.....	2	1	49	-----	13	-----	-----
Woodville, vil.....	4	4	97	-----	3	1	-----
Totals (6,023).....	372	96	3,958	207	1,305	80	5
<b>SAUK CO.</b>							
Baraboo.....	25	7	239	7	17	1	-----
Bear Creek.....	72	1	25	3	6	2	-----
Dellona.....	23	-----	41	-----	2	1	-----
Delton.....	28	10	120	4	10	1	-----
Excelsior.....	33	3	71	1	8	-----	-----
Fairfield.....	5	1	111	2	-----	-----	-----
Franklin.....	67	-----	26	2	26	1	-----
Freedom.....	10	2	76	-----	5	-----	-----
Greenfield.....	10	4	84	-----	6	-----	-----
Honey Creek.....	5	-----	74	20	12	-----	-----
Ironton.....	22	4	51	-----	28	2	-----
La Valle.....	26	2	75	1	6	2	-----
Merrimack.....	8	-----	63	1	9	-----	-----
Prairie du Sac.....	17	-----	52	6	6	1	-----

## VOTE FOR GOVERNOR—Continued

Counties, Towns, Cities, Villages and Election Precincts	Cady Dem.	Emer- son Pro.	Zim- mer- man Rep.	Kent Soc.	Perry Ind.	Gordon Soc. Lab.	Scatter- ing
<b>SAUK CO.—(con.)</b>							
Reedsburg.....	39	1	72	2	13		
Spring Green.....	16	1	38	5	11		
Sumpter.....	31		93	2	19	2	3
Troy.....	11	2	120	7	30	2	7
Washington.....	44	3	127	4	28	2	
Westfield.....	74		62		20	2	1
Winfield.....	45	1	42	3	14		
Woodland.....	16	15	98	1	3		1
Baraboo, city:							
1st ward, 1st prec.....	91	6	262		10	1	
1st ward, 2nd prec.....	69		147		17		
2nd ward, 1st prec.....	104	2	266	8	32	2	
2nd ward, 2nd prec.....	135	2	197		35	1	4
3rd ward.....	110	6	142	1	13	1	2
Reedsburg, city:							
1st ward.....	71	10	193	3	39	2	
2nd ward.....	82	15	354	4	42	1	4
Ableman, vil.....	9	1	40	3	12	1	
Ironton, vil.....	9	2	29	4	9		1
La Valle, vil.....	12		65	2	9		
Lime Ridge.....	5	2	58		9		
Loganville.....	31	4	30	3	5		
Merrimack.....	16	3	44	5	1		2
North Freedom, vil.....	6	4	92		10		
Plain, vil.....	33		3		30		
Prairie du Sac, vil.....	39		201	15	32	3	3
Sauk City, vil.....	76	7	100	55	51	1	7
Spring Green, vil.....	28	2	134	5	42	1	
Totals (6,721).....	1,553	123	4,117	179	667	33	39
<b>SAWYER CO.</b>							
Bass Lake.....	4		26		6		
Couderay.....	3	4	56	3	4	1	
Edgewater.....	3	1	15		3		
Fishtrap.....	1	1	14	1	4		
Hayward.....	1	7	118		4	1	
Hunter.....	2		40		3		
Lenroot.....		1	33	7	2		
Loretta.....	6	5	74	7	4	1	
Meadowbrook.....	2		27		1	1	
Meteor.....	1		19	11	6		
Ojibwa.....	5	4	29		7		
Radisson.....	6	3	59		3	2	
Round Lake.....	7		88		4		
Sand Lake.....	9	1	54	1	18	1	
Spider Lake.....	1		47	2	3		
Weirgor.....	1	2	29	2	7		
Winter.....	14	5	89	2	21	1	
Hayward, city:							
1st ward.....	10	1	91		21	2	
2nd ward.....	3		85		10		
3rd ward.....	4	1	68	1	9		
Exeland, vil.....	1	4	30		9		
Couderay, vil.....	1		36		3	1	
Totals (1,504).....	85	40	1,177	38	153	11	
<b>SHAWANO CO.</b>							
Almon.....	2		65	60	12		1
Angelica.....	28		50	7	3		
Aniwa.....		1	62				
Bartelme.....	1		10		2		
Belle Plaine.....	10	3	136	36	13	2	
Birnamwood.....	13	1	49	5	11	1	
Fairbanks.....	1		76	4	11		
Germania.....	1	1	34	4	5		
Grant.....		1	111	1	9	2	
Green Valley.....	8		91	6	13	1	
Hartland.....	1		78	7	1	1	
Herman.....	3	1	95	9	13	3	
Hutchins.....	6	3	55	1	1		
Lessor.....	6	2	83	1	8		



VOTE FOR GOVERNOR—Continued

Counties, Towns, Cities, Villages and Election Precincts	Cady Dem.	Emer- son Pro.	Zim- mer- man Rep.	Kent Soc.	Perry Ind.	Gordon Soc. Lab.	Scatter- ing
<b>SHAWANO CO.—(con.)</b>							
Maple Grove.....	33	3	57	-----	12	-----	-----
Morris.....	13	3	70	2	9	2	-----
Navarino.....	2	4	53	4	-----	1	-----
Pella.....	1	-----	84	2	8	-----	-----
Red Springs.....	5	-----	43	4	2	-----	-----
Richmond.....	6	3	102	36	4	3	1
Seneca.....	3	-----	62	5	6	-----	-----
Washington.....	8	1	86	13	12	3	-----
Waukechon.....	11	2	54	23	17	3	-----
Wescott.....	1	1	40	4	2	-----	-----
Wittenberg.....	6	3	84	8	15	1	-----
Shawano, city:							
1st ward.....	34	2	211	23	23	2	-----
2nd ward.....	19	2	116	7	15	1	-----
3rd ward.....	44	2	203	18	35	-----	1
Aniwa, vil.....	-----	-----	-----	-----	-----	-----	-----
Biramwood, vil.....	7	6	91	1	4	-----	-----
Bonduel, vil.....	4	-----	75	15	12	1	-----
Bowler, vil.....	3	1	52	1	10	-----	-----
Cecil, vil.....	4	2	51	12	14	-----	-----
Eland, vil.....	6	2	37	6	31	-----	-----
Gresham, vil.....	13	1	25	10	13	1	-----
Keshena, vil.....	3	-----	30	1	1	1	-----
Mattoon, vil.....	23	5	53	-----	9	2	-----
Neopit, vil.....	14	-----	56	-----	2	1	-----
Tigerton, vil.....	10	2	86	2	15	2	-----
Wittenberg, vil.....	17	5	126	23	25	1	2
Totals (4,200)	370	63	2,942	372	403	35	5
<b>SHEBOYGAN CO.</b>							
Greenbush.....	26	2	88	1	26	1	-----
Herman.....	46	1	88	24	64	3	2
Holland.....	27	4	223	8	50	1	-----
Lima.....	28	1	180	7	42	-----	-----
Lyndon.....	22	4	99	1	47	1	-----
Mitchell.....	45	-----	45	10	9	-----	-----
Mosel.....	11	1	53	16	43	2	-----
Plymouth.....	28	8	115	25	59	1	2
Rhine.....	18	2	59	23	43	2	-----
Russell.....	30	1	16	5	6	-----	-----
Scott.....	23	-----	99	3	19	-----	-----
Sheboygan.....	46	4	116	40	100	6	-----
Sheboygan Falls.....	23	-----	84	34	35	-----	-----
Sherman.....	23	1	100	12	26	1	3
Wilson.....	32	-----	56	24	30	4	-----
Plymouth, city:							
1st ward, 1st prec.....	38	-----	69	5	62	2	-----
1st ward, 2nd prec.....	29	2	97	12	49	1	-----
2nd ward, 1st prec.....	43	3	82	11	67	1	-----
2nd ward, 2nd prec.....	23	-----	121	6	57	-----	-----
Sheboygan, city:							
1st ward, 1st prec.....	89	4	187	22	237	3	-----
1st ward, 2nd prec.....	125	10	407	61	357	8	-----
2nd ward, 2nd prec.....	127	3	200	31	186	5	-----
3rd ward.....	33	2	101	25	83	1	-----
4th ward, 1st prec.....	77	6	181	69	137	1	-----
4th ward, 2nd prec.....	118	7	215	90	160	10	-----
5th ward, 1st prec.....	42	-----	145	84	127	11	-----
5th ward, 2nd prec.....	29	1	86	73	113	3	-----
6th ward.....	67	5	158	84	175	6	2
7th ward, 1st prec.....	66	7	183	91	186	4	-----
7th ward, 2nd prec.....	69	4	102	81	126	3	-----
8th ward, 1st prec.....	45	1	101	47	131	1	-----
8th ward, 2nd prec.....	100	1	104	53	175	5	-----
8th ward, 3rd prec.....	86	2	160	89	187	7	-----
Sheboygan Falls:							
1st ward.....	39	6	88	24	47	1	-----
2nd ward.....	53	-----	134	9	237	3	-----
Adell, vil.....	8	2	42	-----	16	-----	-----
Cascade, vil.....	9	-----	49	1	20	-----	-----
Cedar Grove, vil.....	4	3	215	5	26	-----	-----
Elkhart Lake, vil.....	19	1	58	16	21	2	-----

## VOTE FOR GOVERNOR—Continued

Counties, Towns, Cities, Villages and Election Precincts	Cady Dem.	Emer- son Pro.	Zim- mer- man Rep.	Kent Soc.	Perry Ind.	Gordon Soc. Lab.	Scatter- ing
<b>SHEBOYGAN CO.—(con.)</b>							
Glenbeulah, vil.-----	15		38		13		1
Kohler, vil.-----	31	2	122	9	100		
Oostburg, vil.-----	14	2	132	1	25		
Random Lake, vil.-----	64	1	52	1	27	1	
Waldo.-----	12	3	91		15		1
Totals (12,082)-----	1,902	107	5,141	1,238	3,581	102	11
<b>TAYLOR CO.</b>							
Aurora.-----	3		41	1	16		
Browning.-----	3	2	105	16	14	3	
Chelsea.-----	2		113	15	4		
Cleveland.-----	4	2	59	2	5		
Deer Creek.-----	8	3	123	6	21	2	
Ford.-----	5		23		1		
Goodrich.-----	1	2	48	5	3	1	
Greenwood.-----	2	2	69	12	4		
Grover.-----	1	1	37	3	1		
Hammel.-----	2	1	56	4	6	1	
Holway.-----	3	1	79	4	16		
Jump River.-----	5		67	3	1	1	
Little Black.-----	4	1	159	15	43	1	
Maplehurst.-----	3	2	45	7	4		
McKinley.-----	4	2	60		7	1	
Medford.-----	15	3	251	40	39		
Molitor.-----	1		42		3		
Pershing.-----	4		28	2	6		
Rib Lake.-----			80	2	4	6	
Roosevelt.-----	2		69	1	6		
Taft.-----	4	1	34	2	20	3	
Westboro.-----	11		9	6	17	1	
Medford, city:							
1st ward.-----	18	5	165	16	50	1	
2nd ward.-----	7		103	10	30	2	
3rd ward.-----	12	2	154	13	48	2	
Gilman, vil.-----	3	3	33		10		
Lublin, vil.-----	2	1	21		4		
Rib Lake, vil.-----	10	7	164	5	13	1	1
Totals (3,125)-----	140	40	2,332	190	396	26	1
<b>TREMPEALEAU CO.</b>							
Albion.-----	13	1	83	2	30	5	7
Arcadia.-----	81	5	411		57	8	
Blair, vil.-----	8		133	2	55	1	1
Burnside.-----	15	1	54	7	15	4	
Caledonia.-----	5	3	31		5		
Chimney Rock.-----	13		63	1	12		1
Dodge.-----	10	2	194	1	10	1	
Eleva, vil.-----	1		91	1	11		
Etrick.-----	23	3	326	3	28	3	
Gale.-----	5	3	206	7	23		
Galesville, vil.-----	13	5	262	2	33	1	1
Hale.-----	18	5	223	3	41	1	
Independence, vil.-----	5	4	153	2	48	4	
Lincoln.-----	11	4	78		31	4	
Osseo, vil.-----	19	5	123		37		5
Pigeon.-----	3		207	9	62	9	
Preston.-----	5	3	264	11	44	5	
Sumner.-----	8	1	77		13		
Trempealeau.-----	9	2	166	3	4	4	
Trempealeau, vil.-----	13	5	80		6		
Unity.-----	5	33	127	5	13	1	
Whitehall, vil.-----	21	2	242	4	97	4	
Arcadia, city:							
1st ward.-----	14	2	101	1	19	1	
2nd ward.-----	43	1	176	2	22	3	
3rd ward.-----	25	5	90		12	1	
Totals (5,356)-----	432	95	3,961	65	728	60	15

VOTE FOR GOVERNOR—Continued

Counties, Towns, Cities, Villages and Election Precincts	Cady Dem.	Emerson Pro.	Zimmer- man Rep.	Kent Sec.	Perry Ind.	Gordon Soc. Lab.	Scatter- ing
<b>VERNON CO.</b>							
Bergen.....	1	2	59	1	20	6	
Christiana.....	7		101	28	30	5	
Clinton.....	4	4	135	1	21	3	
Coon.....	9	1	115	7	26	1	
Forest.....	3	11	126		6	4	
Franklin.....	10	4	203	10	34	2	
Genoa.....	15	2	67	18	17	9	
Greenwood.....	9	2	67	3	9	1	
Hamburg.....	2	2	81		35	2	
Harmony.....	1	4	106	7	8	2	
Hillsboro.....	14	3	67	1	5	5	
Jefferson.....	5	1	173	14	40	1	
Kickapoo.....	12	5	110	3	15	1	
Liberty.....	5	2	50	1	12	2	
Stark.....	6	1	102	1	9	5	
Sterling.....	6	4	148	2	21	2	
Union.....	11	5	70	2	13	4	
Viroqua.....	13	7	257	23	41	2	
Webster.....	7	4	152		16	1	
Wheatland.....	2	2	85		8	2	
Whitestown.....	6	9	82	1	12	3	
Viroqua, city:							
1st ward.....	18	5	242	5	30	1	
2nd ward.....	6	4	255	5	26	3	
3rd ward.....	16	6	224	5	35		
Westby, city:							
1st ward.....	5		58	4	22	2	
2nd ward.....	8	3	37	5	27	1	
3rd ward.....	5	1	52	3	5		
Chaseburg, vil.....	2	2	48		15		
Coon Valley, vil.....	3	2	92	3	10		
De Soto, vil.....	4		50		1		
Hillsboro, vil.....	18	1	156	2	6	1	
La Farge, vil.....	8	5	123	1	19		
Ontario, vil.....	2	1	37	3	5	1	
Readstown, vil.....	11	9	84	1	8		
Stoddard, vil.....	1	3	55	1	4	1	
Viola, vil.....	1	4	63		7		
Totals (5,204).....	256	121	3,987	161	618	61	
<b>VILAS CO.</b>							
Arbor Vitae							
1st prec.....	3	2	50	3	3		
2nd prec.....	3		30		2		
Cloverland.....	4		17	1	1		
Conover.....			63	4	2	1	
Eagle River.....	28	12	145	10	12	4	
Farmington.....			33		1		
Flambeau							
1st prec.....	1	1	51	2	5		
2nd prec.....	1		27		1		
Lincoln.....	2		61	3	10		
Phelps.....	4	5	168	4	3	1	
Plum Lake.....	2	1	56		1		
Presque Isle.....	9		79	3	4	1	
State Line.....		1	38				
Washington							
1st prec.....	2		21	2			
2nd prec.....			17	1	2		
Winchester.....	2	1	51	1			
Totals (1,081).....	61	25	907	36	45	7	
<b>WALWORTH CO.</b>							
Bloomfield.....	14	1	107		5		
Darien.....	22	7	205		34	3	
Delavan.....	14	9	151	1	18		
East Troy.....	13	8	93	1	24	1	
Geneva.....	19	5	132		10		
Lafayette.....	14	3	111	4	9	1	1
La Grange.....	15	1	119	3	16		
Linn.....	27	3	164		3		

## VOTE FOR GOVERNOR—Continued

Counties, Towns, Cities, Villages and Election Precincts	Cady Dem.	Emerson Pro.	Zimmer- man Rep.	Kent Soc.	Perry Ind.	Gordon Soc. Lab.	Scatter- ing
<b>WALWORTH CO.—(con.)</b>							
Lyons.....	81	8	82	14	113	1	-----
Richmond.....	9	2	66	2	5	-----	-----
Sharon.....	7	1	94	1	7	-----	-----
Spring Prairie.....	19	8	103	2	24	-----	-----
Sugar Creek.....	7	-----	132	1	8	-----	1
Troy.....	15	7	122	1	9	-----	-----
Walworth.....	3	7	120	1	8	-----	-----
Whitewater.....	7	2	70	-----	15	1	1
Delavan, city:	-----	-----	-----	-----	-----	-----	-----
1st ward.....	26	8	288	3	31	1	-----
2nd ward.....	26	-----	225	1	50	-----	-----
3rd ward.....	15	15	279	1	22	2	1
Elkhorn, city:	-----	-----	-----	-----	-----	-----	-----
1st ward.....	13	6	129	1	23	-----	-----
2nd ward.....	32	3	188	5	35	-----	-----
3rd ward.....	20	15	217	-----	31	1	-----
Lake Geneva, city:	-----	-----	-----	-----	-----	-----	-----
1st ward.....	20	9	263	-----	4	7	-----
2nd ward.....	8	5	188	1	8	2	-----
3rd ward.....	16	8	208	1	5	1	2
Whitewater, city:	-----	-----	-----	-----	-----	-----	-----
1st ward.....	39	9	190	12	22	3	2
2nd ward.....	53	11	539	9	63	2	-----
3rd ward.....	28	23	274	5	46	-----	-----
East Troy, vil.	30	3	146	2	45	1	-----
Fontana on Lake Geneva	5	1	86	-----	3	-----	-----
Genoa City, vil.	2	3	125	-----	-----	1	-----
Sharon, vil.	6	7	141	5	12	2	-----
Walworth, vil.	8	4	217	1	6	-----	-----
Williams Bay, vil.	3	4	117	-----	-----	-----	-----
Totals (7,364).....	636	206	5,691	78	714	31	8
<b>WASHEBURN CO.</b>							
Barnett.....	6	-----	36	1	7	-----	-----
Bashaw.....	-----	-----	76	1	2	1	-----
Bass Lake.....	-----	-----	19	-----	-----	-----	-----
Beaver Brook.....	3	1	54	3	2	-----	-----
Brooklyn.....	-----	-----	28	-----	2	-----	-----
Birchwood.....	1	5	42	1	4	-----	-----
Casey.....	2	-----	19	1	-----	-----	-----
Chicog.....	-----	-----	15	2	4	-----	-----
Crystal.....	-----	1	41	3	3	-----	-----
Evergreen.....	3	1	55	4	2	1	-----
Frog Creek.....	-----	-----	39	1	1	2	-----
Gull Lake.....	3	-----	13	-----	1	-----	-----
Long Lake.....	2	2	48	-----	6	-----	2
Madge.....	2	-----	30	4	-----	1	-----
Minong.....	2	-----	31	1	-----	-----	-----
Saronia.....	3	2	56	-----	2	-----	-----
Spooner.....	1	1	70	-----	3	-----	-----
Spring Brook.....	2	7	85	4	8	-----	-----
Stinnett.....	-----	-----	50	2	-----	1	-----
Stone Lake.....	-----	3	26	-----	1	-----	-----
Trego.....	2	1	75	4	9	2	2
Spooner, city:	-----	-----	-----	-----	-----	-----	-----
1st ward.....	1	1	91	7	26	5	-----
2nd ward.....	5	1	80	7	25	2	-----
3rd ward.....	3	-----	76	2	33	2	-----
4th ward.....	5	-----	77	13	23	1	-----
5th ward.....	1	2	30	4	15	2	-----
Birchwood, vil.	3	-----	72	3	10	-----	-----
Minong, vil.	1	-----	45	-----	3	-----	-----
Shell Lake, vil.	6	2	193	8	15	1	-----
Totals (1,975).....	57	32	1,572	76	211	23	4
<b>WASHINGTON CO.</b>							
Addison.....	113	1	118	3	44	1	-----
Barton.....	53	-----	93	4	12	-----	-----
Erin.....	63	-----	35	-----	7	-----	-----
Farmington.....	60	-----	100	9	10	-----	-----
Germanstown.....	73	1	199	9	25	1	-----

VOTE FOR GOVERNOR—Continued

Counties, Towns, Cities, Villages and Election Precincts	Cady Dem.	Emerson Pro.	Zimmer- man Rep.	Kent Soc.	Perry Ind.	Gordon Soc. Lab.	Scatter- ing
<b>WASHINGTON CO.—(con.)</b>							
Hartford.....	79	-----	133	-----	12	1	-----
Jackson.....	43	-----	122	5	13	3	-----
Kewaskum.....	10	1	61	-----	17	-----	1
Polk.....	39	2	115	13	8	-----	-----
Richfield.....	84	3	145	9	13	1	-----
Trenton.....	80	3	96	7	9	3	3
Wayne.....	37	3	92	2	14	-----	-----
West Bend.....	94	1	74	3	8	3	1
<b>Hartford, city:</b>							
1st ward.....	131	2	221	6	48	-----	-----
2nd ward.....	77	4	86	7	19	1	-----
3rd ward.....	92	2	65	9	36	1	-----
4th ward.....	52	2	97	5	19	1	-----
<b>West Bend, city:</b>							
1st ward.....	137	1	190	10	26	2	2
2nd ward.....	151	3	207	20	52	-----	-----
3rd ward.....	88	1	196	16	29	1	-----
Barton, vil.....	65	-----	53	2	6	-----	-----
Jackson, vil.....	16	-----	45	2	4	1	-----
Kewaskum, vil.....	35	-----	79	2	47	2	2
Slinger, vil.....	63	-----	102	13	36	-----	-----
Totals (5,192).....	1,735	30	2,721	156	519	22	9
<b>WAUKESHA CO.</b>							
Brookfield.....	142	1	170	23	91	11	-----
Delafield.....	35	6	249	10	53	1	-----
Eagle.....	30	2	73	1	11	-----	-----
Genesee.....	43	2	191	1	37	1	-----
Lisbon.....	51	2	195	1	19	1	-----
Menomonee.....	46	1	123	23	52	3	-----
Merton.....	56	7	151	2	21	3	-----
Mukwonago.....	13	3	72	2	3	3	-----
Muskego.....	21	1	185	9	13	-----	-----
New Berlin.....	69	1	95	10	39	-----	-----
Oconomowoc.....	61	2	195	23	23	1	-----
Ottawa.....	24	-----	99	-----	9	-----	-----
Pewaukee.....	77	5	216	7	26	-----	-----
Summit.....	45	3	145	14	35	1	-----
Vernon.....	14	10	203	1	22	1	-----
Waukesha.....	29	1	175	2	25	-----	-----
<b>Oconomowoc, city:</b>							
1st prec.....	50	6	181	29	42	2	-----
2nd prec.....	64	11	293	40	45	1	-----
<b>Waukesha, city:</b>							
1st ward.....	93	6	470	12	72	1	1
2nd ward.....	105	5	377	17	83	4	-----
3rd ward.....	68	4	155	5	48	7	-----
4th ward.....	141	14	490	15	124	1	-----
5th ward.....	82	6	441	4	131	-----	-----
6th ward.....	75	3	399	7	112	1	-----
Dousman, vil.....	16	1	61	1	5	-----	-----
Eagle, vil.....	63	-----	39	-----	11	1	-----
Hartland, vil.....	44	7	122	4	23	1	-----
Menomonee Falls, vil.....	34	4	176	12	29	1	1
Merton, vil.....	6	4	40	-----	6	-----	-----
Mukwonago, vil.....	33	6	84	-----	12	-----	-----
New Butler, vil.....	7	2	52	3	21	8	-----
North Prairie, vil.....	8	-----	55	-----	1	-----	-----
Pewaukee, vil.....	69	3	148	6	48	1	-----
Sussex, vil.....	16	4	113	3	15	-----	-----
Wales, vil.....	-----	1	43	-----	8	1	-----
Totals (9,834).....	1,730	134	6,277	298	1,337	56	2
<b>WAUPACA CO.</b>							
Bear Creek.....	15	-----	106	5	64	16	-----
Caledonia.....	3	-----	60	-----	22	2	-----
Dayton.....	4	2	127	-----	6	-----	-----
Dupont.....	-----	-----	102	1	46	-----	-----
<b>Farmington:</b>							
1st prec.....	5	2	159	9	13	2	-----
2nd prec.....	25	6	173	5	13	-----	-----

## VOTE FOR GOVERNOR—Continued

Counties, Towns, Cities, Villages and Election Precincts	Cady Dem.	Emer- son Pro.	Zim- mer- man Rep.	Kent Soc.	Perry Ind.	Gordon Soc. Lab.	Scatter- ing
<b>WAUPACA CO.—(con.)</b>							
Fremont.....	1	1	29	1	15	4	
Harrison.....	6	1	80	1	9	1	
Helvetia.....	3		81	2	5		
Iola.....	1	1	129	3	13	1	
Larrabee.....	31	1	196	13	77	7	
Lebanon.....	10	1	78	1	25		
Lind.....	10	1	79	1	16		
Little Wolf.....	4	1	95	4	13	1	
Matteson.....	16	2	92		3	1	
Mukwa.....	3	1	70		4		
Royalton.....	1	1	78	4	6	1	
Scandinavia.....	3	1	167		5		
St. Lawrence.....	2	3	161	2	23	1	
Union.....	4	2	141	3	16	4	
Waupaca.....	2	1	188	8	8	3	
Weyauwega.....			49	3			
Wyoming.....		1	60		3		
Clintonville, city:							
1st ward.....	12	1	183	1	32	3	
2nd ward.....	19	4	109	2	39	4	
3rd ward.....	14	1	170	2	26	3	
4th ward.....	20	4	367	3	54	3	
New London, city:							
1st ward.....	27	3	151	1	20		
2nd ward.....	9	1	47	3	21	2	
4th ward.....	30	4	195	2	31	2	
5th ward.....	9	1	69		10		
Waupaca, city:							
1st ward.....	10	1	205	2	37		
2nd ward.....	12	3	226	2	44	1	
3rd ward.....	7	4	171	4	20	1	
4th ward.....	11	2	194	4	43		
Big Falls, vil.	8		40	1	4	3	
Embarrass, vil.	3	2	71	1	8		
Fremont, vil.	2		38	2	10		
Iola, vil.	7		211	10	19		
Manawa, vil.	10	1	141		17		
Marion, vil.	30	2	181	2	12		
Ogdensburg, vil.			61		6		
Royalton, vil.	5		71		9		
Scandinavia, vil.	6	2	107	1	7	1	
Weyauwega, vil.	11	2	179	3	23	3	
Totals (7,195).....	398	65	5,637	112	905	78	
<b>WAUSHARA CO.</b>							
Aurora.....	9	2	124		10	1	
Bloomfield.....	2		120		7	1	
Coloma.....	2	5	189	3	6		
Dakota.....	1		88		9	2	
Deerfield.....	3		74		8		
Hancock.....	3	4	72		9		
Leon.....	4	1	127	1	2	1	
Marion.....	12	5	146	3	20	1	
Mt. Morris.....	5	1	98		2	1	
Oasis.....	5	2	59	2	6		
Plainfield.....	3	1	106	1	18		
Poysippi.....	20	3	237		10		
Richford.....	1	1	65	2	11	2	
Rose.....	6		114	1	18	3	
Saxeville.....	3	2	90	2	3	1	
Springwater.....	5		99		9		
Warren.....	19	1	72	5	30	5	
Wautoma.....	4		122		10	2	
Berlin, city.....	3		2				
Hancock, vil.	11	3	119		23	2	
Lohrville, vil.	4		47	6	8	1	
Plainfield, vil.	3	9	161		43	3	
Redgranite, vil.	24	7	150	10	34	2	
Wautoma, vil.	14	1	340	5	44		
Wild Rose, vil.	6	2	151		11	1	
Totals (3,613).....	172	50	2,972	41	351	27	

## VOTE FOR GOVERNOR—Continued

Counties, Towns, Cities, Villages and Election Precincts	Cady Dem.	Emerson Pro.	Zimmer- man Rep.	Kent Soc.	Perry Ind.	Gordon Soc. Lab.	Scatter- ing
<b>WINNEBAGO CO.</b>							
Algoma.....	24	-----	158	2	50	-----	-----
Black Wolf.....	8	1	82	2	31	1	-----
Clayton.....	11	5	136	-----	19	-----	-----
Menasha.....	13	-----	68	-----	16	-----	1
Neenah.....	11	1	65	-----	16	-----	-----
Nekimi.....	10	2	119	10	33	1	-----
Nepenscum.....	12	1	90	-----	26	2	-----
Omro.....	19	2	137	1	54	2	-----
Oshkosh.....	9	2	196	3	50	1	-----
Poygan.....	11	1	65	1	51	-----	-----
Rushford.....	15	2	161	1	84	1	-----
Utica.....	5	2	132	3	41	1	-----
Vinland.....	4	1	100	8	28	1	-----
Winchester.....	11	-----	115	1	23	1	-----
Winneconne.....	8	-----	75	1	30	-----	-----
Wolf River.....	3	1	60	-----	11	1	-----
Menasha, city:							
1st ward.....	41	2	166	6	41	3	-----
2nd ward.....	139	1	168	6	55	6	-----
3rd ward.....	42	4	206	9	46	5	-----
4th ward.....	80	4	77	4	24	2	-----
5th ward.....	83	3	129	4	64	1	-----
Neenah, city:							
1st ward.....	42	9	492	17	76	1	1
2nd ward.....	36	6	344	7	58	7	1
3rd ward.....	39	1	212	4	42	2	-----
4th ward.....	5	3	142	8	28	1	-----
5th ward.....	47	8	261	5	71	1	-----
Oshkosh, city:							
1st ward.....	54	2	212	10	103	2	-----
2nd ward.....	58	5	462	24	154	4	-----
3rd ward.....	60	2	335	43	65	1	-----
4th ward.....	69	4	379	16	185	6	-----
5th ward.....	54	11	526	10	224	4	-----
6th ward.....	83	8	293	49	100	8	-----
7th ward.....	39	1	244	2	212	2	-----
8th ward.....	39	5	329	39	87	7	-----
9th ward.....	85	8	537	43	131	14	-----
10th ward.....	50	13	560	11	88	3	-----
11th ward.....	72	3	432	30	191	7	-----
12th ward.....	42	10	394	9	126	2	-----
13th ward.....	107	3	277	32	103	6	2
14th ward.....	40	3	264	28	34	6	-----
15th ward.....	19	2	271	2	61	-----	-----
16th ward.....	16	3	153	6	31	-----	-----
Omro, vil.....	23	4	230	2	113	1	-----
Winneconne, vil.....	4	1	189	1	36	-----	-----
Totals (15,525).....	1,642	146	10,048	459	3,112	113	5
<b>WOOD CO.</b>							
Arpin.....	15	10	220	16	37	1	-----
Auburndale.....	11	2	173	2	50	5	-----
Cameron.....	5	3	44	1	10	-----	-----
Cary.....	2	3	70	1	-----	-----	1
Cranmoor.....	-----	-----	25	-----	6	-----	-----
Dexter.....	7	-----	46	6	1	-----	-----
Grand Rapids.....	8	5	117	13	29	1	-----
Hansen.....	8	5	213	9	28	5	-----
Hiles.....	2	1	25	6	3	-----	-----
Lincon.....	28	1	185	2	20	2	-----
Marshfield.....	15	2	86	1	65	4	-----
Milladore.....	14	2	190	5	82	2	-----
Port Edwards.....	-----	1	61	1	17	2	-----
Remington.....	2	1	64	2	12	1	-----
Richfield.....	8	7	191	1	30	-----	-----
Rock.....	12	2	171	3	10	-----	2
Rudolph.....	43	4	130	18	46	5	-----
Saratoga.....	9	-----	81	3	13	1	2
Seneca.....	4	1	40	7	11	1	-----
Sherry.....	7	6	152	1	19	3	-----
Sigel.....	29	2	205	11	40	2	-----
Wood.....	6	-----	112	14	9	1	-----

## VOTE FOR GOVERNOR—Continued

Counties, Towns, Cities, Villages and Election Precincts	Cady Dem.	Emerson Pro.	Zimmer- man Rep.	Kent Soc.	Perry Ind.	Gordon Soc. Lab.	Scatter- ing
WOOD CO.—(con.)							
Marshfield, city:							
1st ward .....	37	5	210	3	104	5	-----
2nd ward .....	15	3	114	7	38	2	-----
3rd ward .....	39	3	326	11	100	4	4
4th ward .....	56	11	362	11	150	2	-----
5th ward .....	47	3	223	12	71	2	1
6th ward .....	35	-----	160	6	49	2	-----
Pittsville, city:							
1st ward .....	5	1	62	6	7	-----	-----
2nd ward .....	3	-----	26	-----	1	1	-----
3rd ward .....	-----	-----	21	-----	3	-----	-----
Wisconsin Rapids, city:							
1st ward .....	16	5	126	6	50	1	-----
2nd ward .....	24	1	235	5	112	1	-----
3rd ward .....	27	4	195	8	89	4	-----
4th ward .....	18	2	237	20	53	3	2
5th ward .....	19	3	155	37	29	7	-----
6th ward .....	20	4	137	33	59	4	-----
7th ward .....	18	1	145	26	31	5	-----
8th ward .....	20	3	132	19	51	2	-----
Auburndale, vil.	12	-----	79	1	26	1	-----
Biron, vil.	9	2	55	6	13	-----	-----
Port Edwards, vil.	16	3	154	6	28	3	-----
Nekoosa, city:							
1st ward .....	4	-----	68	2	35	-----	-----
2nd ward .....	9	1	101	2	44	1	-----
3rd ward .....	4	3	82	3	15	3	-----
4th ward .....	5	-----	80	5	14	1	-----
Totals (9,068) .....	693	116	6,089	358	1,710	90	12



**SUMMARY OF VOTE FOR GOVERNOR**  
**Election, November 2, 1926**

	Virgil H. Cady	David W. Emerson	Fred R. Zimmerman	Herman O. Kent	Alex Gorden	Charles B. Perry	Scatter- ing	Grand Total
	Dem.	Pro.	Rep.	Soc.	Soc. Lab.	Ind.		
Adams	155	25	743	54	5	98	10	1,090
Ashland	390	107	2,970	160	75	907	1	4,610
Barron	356	175	4,577	261	73	704	9	6,155
Bayfield	102	61	2,193	83	30	167	13	2,649
Brown	4,093	177	7,757	780	99	1,267		14,173
Buffalo	153	42	1,581	97	9	182	12	2,081
Burnett	52	38	1,591	46	21	87	30	1,865
Calumet	1,182	26	1,817	59	18	263	8	3,373
Chippewa	590	98	5,874	117	228	1,309	17	8,233
Clark	479	95	5,778	153	128	884		7,517
Columbia	1,006	82	5,075	138	68	824		7,193
Crawford	805	68	2,081	45	13	283	3	3,298
Dane	2,427	425	13,215	1,029	172	5,029	148	22,445
Dodge	3,588	97	6,420	467	56	934		11,562
Door	120	57	2,234	33	48	861	3	3,356
Douglas	385	204	8,852	208	102	789	8	10,548
Dunn	204	85	4,371	127	44	643	12	5,486
Eau Claire	391	125	5,355	107	77	1,789	18	7,862
Florence	23	8	1,004	9	17	67		1,123
Fond du Lac	2,558	124	8,270	185	95	1,250	7	12,489
Forest	275	35	1,571	23	12	180	2	2,098
Grant	1,208	115	6,469	120	90	1,284	15	9,301
Green	291	71	3,253	70	18	475	28	4,206
Green Lake	499	52	2,725	27	50	477	4	3,834
Iowa	359	77	3,178	84	58	1,304	10	5,070
Iron	57	21	1,724	43	41	196	1	2,083
Jackson	106	49	2,424	84	27	970	16	2,976
Jefferson	1,415	92	6,088	139	94	213	13	8,754
Juneau	396	50	3,168	73	20	428	4	4,139
Kenosha	3,567	237	9,212	304	74	597	1	13,992
Kewaunee	435	28	1,484	112	25	478	4	2,566
Lafayette	1,627	119	7,268	96	96	1,092	10	10,308
Lafayette	1,159	51	3,659	67	19	493	10	5,458
Langlade	1,685	161	3,504	93	18	314		5,775
Lincoln	306	69	2,666	93	68	1,250		4,452
Manitowoc	2,111	121	6,588	245	58	1,420	7	10,550
Marathon	798	166	9,437	985	166	1,156	16	12,724
Marinette	447	106	4,831	96	90	640		6,210
Marquette	432	27	1,413	15	8	159		2,054
Milwaukee	12,386	603	43,948	27,250	293	15,411	14	99,905
Monroe	325	174	3,221	141	37	706		4,604
Oconto	698	38	3,379	366	35	1,391	3	5,610
Oneida	369	71	2,702	134	38	400		3,714
Outagamie	1,444	173	9,105	234	166	2,049	5	13,176
Ozaukee	1,608	32	1,484	78	49	462		3,713
Pepin	214	48	1,024	54	11	250	1	1,602
Pierce	205	95	4,132	359	64	569	12	5,436
Polk	204	148	3,349	124	56	437	17	4,335
Portage	3,685	79	3,869	57	39	497	12	8,238
Price	194	53	3,012	95	52	518	2	3,926
Racine	1,473	179	12,958	486	335	2,908	7	18,346
Richland	549	134	3,634	39	38	483		4,877
Rock	641	160	10,697	155	70	1,537		13,260
Rusk	157	91	2,407	84	45	658	3	3,445
St. Croix	372	96	3,958	207	80	1,305	5	6,023
Sauk	1,553	123	4,117	179	33	677	39	6,721
Sawyer	85	40	1,177	38	11	153		1,504
Shawano	374	63	2,999	318	35	406	5	4,200
Sheboygan	1,902	107	5,141	1,238	102	3,581	11	12,082
Taylor	140	40	2,332	190	26	396	1	3,125
Trempealeau	432	95	3,961	65	60	728	15	5,356
Vernon	256	121	3,987	161	61	618		5,204
Vilas	61	25	907	36	7	45		1,081
Walworth	636	206	5,691	78	31	714	8	7,364
Washburn	57	32	1,572	76	23	211	4	1,975
Washington	1,735	30	2,721	156	22	519	9	5,192
Waukesha	1,730	134	6,277	298	56	1,337	2	9,334
Waupaca	398	65	5,637	112	78	905		7,195
Waushara	172	50	2,972	41	27	351		3,613
Winnebago	1,642	146	10,048	459	113	3,112	5	15,525
Wood	693	116	6,089	358	90	1,710	12	9,068
Total	72,627	7,333	350,927	40,293	4,593	76,507	631	552,912

**SUMMARY OF VOTE FOR LIEUTENANT GOVERNOR**  
Election, November 2, 1926

	William G. Evenson Dem.	Henry H. Tubbs Pro.	Henry A. Huber Rep.	Peter Gilles Soc.
Adams.....	96	30	896	14
Ashland.....	271	85	3,719	46
Barron.....	285	206	4,791	88
Bayfield.....	93	71	2,240	46
Brown.....	3,499	263	7,953	411
Buffalo.....	119	46	1,788	14
Burnett.....	40	38	1,630	22
Calumet.....	956	40	2,197	46
Chippewa.....	303	111	6,890	60
Clark.....	365	137	6,390	113
Columbia.....	647	117	5,662	60
Crawford.....	725	56	2,305	112
Dane.....	1,712	596	18,034	253
Dodge.....	2,912	108	7,415	244
Door.....	97	74	2,690	18
Douglas.....	418	274	8,228	139
Dunn.....	148	140	4,553	42
Eau Claire.....	313	157	6,128	61
Florence.....	16	12	982	10
Fond du Lac.....	1,901	177	9,197	99
Forest.....	228	43	1,592	16
Grant.....	856	164	7,164	40
Green.....	165	122	3,424	25
Green Lake.....	406	51	2,873	24
Iowa.....	245	114	4,069	26
Iron.....	40	17	1,802	37
Jackson.....	83	59	2,609	27
Jefferson.....	1,122	116	6,118	43
Juneau.....	243	60	3,486	38
Kenosha.....	3,173	165	9,017	247
Kewaunee.....	416	29	1,909	21
La Crosse.....	1,234	155	8,055	77
Lafayette.....	1,021	57	3,891	15
Langlade.....	1,465	187	3,547	63
Lincoln.....	318	84	3,502	75
Manitowoc.....	1,905	111	7,591	177
Marathon.....	775	219	10,772	427
Marinette.....	347	105	4,919	83
Marquette.....	394	31	1,458	3
Milwaukee.....	12,363	326	52,072	27,411
Monroe.....	242	170	2,987	30
Oconto.....	562	41	4,484	43
Oneida.....	359	111	2,584	117
Outagamie.....	1,166	208	10,258	123
Ozaukee.....	1,243	34	1,862	69
Peppin.....	132	60	1,162	55
Pierce.....	119	125	4,428	138
Polk.....	138	153	3,685	47
Portage.....	3,341	87	4,435	34
Price.....	178	54	3,051	63
Racine.....	1,698	271	13,334	495
Richland.....	429	157	3,602	31
Rock.....	590	227	10,579	64
Rusk.....	180	105	2,659	50
St. Croix.....	298	136	4,617	62
Sauk.....	849	261	4,880	34
Sawyer.....	80	42	1,207	23
Shawano.....	276	74	3,618	81
Sheboygan.....	1,363	147	8,712	1,052
Taylor.....	102	50	2,626	111
Trempealeau.....	261	74	4,695	7
Vernon.....	207	143	4,647	22
Vilas.....	75	17	816	30
Walworth.....	493	352	5,705	42
Washburn.....	53	46	1,667	149
Washington.....	1,345	34	3,393	112
Waukesha.....	1,680	184	6,704	226
Waupaca.....	353	96	5,856	61
Waushara.....	110	82	3,072	23
Winnebago.....	1,288	272	12,806	159
Wood.....	435	182	7,546	157
Total.....	61,865	9,448	395,235	34,283

**SUMMARY OF VOTE FOR SECRETARY OF STATE**  
Election, November 2, 1926

	Albert C. Wolfe Dem.	Clara G. Miller Pro.	Theodore Dammann Rep.	George Eaglenhill Soc.
Adams	90	31	876	15
Ashland	238	96	3,698	47
Barron	282	309	4,689	59
Bayfield	87	90	2,193	47
Brown	3,419	397	7,627	465
Buffalo	116	60	1,765	14
Burnett	38	52	1,536	24
Calumet	942	66	2,158	35
Chippewa	301	222	6,583	55
Clark	346	201	6,274	107
Columbia	599	187	5,453	43
Crawford	717	76	2,229	13
Dane	1,711	803	16,356	190
Dodge	2,688	220	7,512	191
Door	100	92	2,634	15
Douglas	424	357	7,919	117
Dunn	133	250	4,360	36
Eau Claire	328	235	5,626	47
Florence	16	20	979	9
Fond du Lac	1,805	765	8,494	90
Forest	210	90	1,538	10
Grant	858	280	6,987	35
Green	150	153	3,302	19
Green Lake	406	73	2,751	28
Iowa	239	131	3,919	17
Iron	32	22	1,792	36
Jackson	80	103	2,533	24
Jefferson	1,071	179	6,935	40
Juneau	228	79	3,450	39
Kenosha	3,402	269	8,790	212
Kewaunee	419	38	1,882	14
La Crosse	2,558	279	6,902	43
Lafayette	997	111	3,721	9
Laporte	1,427	267	3,863	47
Langlade	302	137	3,466	68
Manitowoc	1,950	184	7,436	160
Marathon	791	301	10,661	396
Marinette	345	179	4,861	97
Marquette	387	60	1,414	4
Millwaukee	11,725	1,223	53,499	26,985
Monroe	238	216	3,892	32
Oconto	529	88	4,473	31
Oneida	334	271	2,445	102
Outagamie	1,303	320	10,030	109
Ozaukee	1,282	50	1,927	47
Pepin	135	86	1,130	19
Pierce	107	178	4,817	66
Polk	130	195	3,630	37
Portage	3,258	115	4,896	27
Price	165	94	2,959	72
Racine	1,709	419	12,886	448
Richland	436	254	3,408	35
Rock	530	335	10,385	57
Rusk	163	164	2,619	63
St. Croix	272	174	4,534	48
Sauk	491	365	4,918	27
Sawyer	79	63	1,180	19
Shawano	258	96	3,595	70
Sheboygan	1,239	201	8,836	971
Taylor	108	99	2,598	96
Trempealeau	289	102	4,608	5
Vernon	223	184	4,232	23
Vilas	53	27	841	28
Walworth	532	351	5,521	40
Washburn	49	69	1,605	43
Washington	1,315	67	3,382	99
Waukesha	1,637	293	6,634	192
Waupaca	306	135	5,789	61
Waushara	102	111	3,026	27
Winnebago	1,230	413	12,568	126
Wood	401	243	7,373	127
Total	60,860	14,525	387,600	33,047

SUMMARY OF VOTE FOR STATE TREASURER  
Election, November 2, 1926

	Frank J. Grutza Dem.	Warren J. Robinson Pro.	Solomon Leviton Rep.	Burow Sec.
Adams.....	80	26	920	15
Ashland.....	211	97	3,846	51
Barron.....	224	265	4,908	69
Bayfield.....	68	79	2,284	62
Brown.....	3,059	286	8,830	263
Buffalo.....	116	47	1,798	19
Burnett.....	31	48	1,652	26
Calumet.....	868	48	2,328	36
Chippewa.....	246	199	6,934	76
Clark.....	354	172	6,367	131
Columbia.....	510	151	5,814	64
Crawford.....	666	62	2,362	19
Dane.....	1,509	882	18,480	269
Dodge.....	2,647	117	7,782	209
Door.....	79	91	2,873	11
Douglas.....	333	353	8,483	130
Dunn.....	104	176	4,525	72
Eau Claire.....	239	209	7,003	67
Florence.....	15	15	992	7
Fond du Lac.....	1,663	288	9,143	102
Forest.....	205	49	1,645	19
Grant.....	754	215	7,372	88
Green.....	161	149	3,580	25
Green Lake.....	444	61	2,917	29
Iowa.....	220	150	4,205	31
Iron.....	32	23	1,838	40
Jackson.....	86	91	2,588	32
Jefferson.....	1,008	166	6,475	64
Juneau.....	212	76	3,528	47
Kenosha.....	3,030	319	9,345	201
Kewaunee.....	357	30	1,989	20
La Crosse.....	1,215	282	8,161	71
Lafayette.....	943	98	3,933	23
Langlade.....	1,288	225	3,896	50
Lincoln.....	275	98	3,541	97
Manitowoc.....	1,818	144	7,792	170
Marathon.....	769	270	10,749	430
Marquette.....	333	162	5,010	98
Marquette.....	379	50	1,495	4
Milwaukee.....	13,858	1,196	52,905	26,649
Monroe.....	202	189	4,037	39
Oconto.....	584	92	4,479	38
Oneida.....	369	147	2,633	115
Outagamie.....	936	276	10,618	138
Ozaukee.....	1,150	49	2,069	54
Pepin.....	119	70	1,173	21
Pierce.....	89	166	4,431	77
Polk.....	106	179	3,722	51
Portage.....	3,332	91	4,550	36
Price.....	160	68	3,163	70
Racine.....	1,465	395	13,758	404
Richland.....	400	241	3,541	83
Rock.....	466	303	10,844	77
Rusk.....	167	149	2,669	71
St. Croix.....	239	134	4,767	60
Sauk.....	421	315	5,213	42
Sawyer.....	73	51	1,218	25
Shawano.....	262	95	3,630	63
Sheboygan.....	1,101	176	9,254	986
Taylor.....	112	73	2,631	121
Trempealeau.....	279	85	4,721	23
Vernon.....	185	196	4,400	30
Vilas.....	61	24	871	25
Walworth.....	472	282	5,790	53
Washburn.....	33	56	1,718	43
Washington.....	1,246	59	3,494	102
Waukesha.....	1,533	267	6,984	227
Waupaca.....	281	113	5,979	96
Waushara.....	93	102	3,088	31
Winnebago.....	1,174	375	12,842	186
Wood.....	360	212	7,618	143
Total.....	57,879	12,495	406,193	33,422

GENERAL ELECTION STATISTICS

577

SUMMARY OF VOTE FOR ATTORNEY GENERAL  
Election, November 2, 1926

	Burton S. Hawley Pro.	John W. Reynolds Rep.	Ben W. Reynolds Sec.	David Gardner, Jr. Ind. Dem.
Adams.....	30	879	26	19
Ashland.....	78	3,704	51	103
Barron.....	245	4,631	66	192
Bayfield.....	67	2,154	57	63
Brown.....	369	9,622	336	934
Buffalo.....	47	1,765	14	22
Burnett.....	49	1,580	21	35
Calumet.....	60	2,374	40	60
Chippewa.....	165	6,565	52	187
Clark.....	177	6,194	104	158
Columbia.....	134	5,536	45	175
Crawford.....	75	2,272	16	141
Dane.....	699	16,762	227	662
Dodge.....	195	7,741	206	340
Door.....	91	2,862	18	56
Douglas.....	308	7,829	193	345
Dunn.....	163	4,331	35	134
Eau Claire.....	176	5,863	57	202
Florence.....	15	960	9	22
Fond du Lac.....	680	8,687	107	406
Forest.....	49	1,605	19	39
Grant.....	221	6,363	40	1,300
Green.....	136	3,251	21	72
Green Lake.....	70	2,724	35	148
Iowa.....	131	3,909	20	178
Iron.....	21	1,792	37	31
Jackson.....	71	2,531	32	50
Jefferson.....	145	6,216	62	403
Juneau.....	65	3,362	42	72
Kenosha.....	271	9,070	242	507
Kewaunee.....	43	1,991	23	78
La Crosse.....	245	7,964	73	374
Lafayette.....	88	3,641	14	357
Langlade.....	252	3,915	52	89
Lincoln.....	97	3,430	82	230
Manitowoc.....	141	7,697	187	302
Marathon.....	230	10,626	418	261
Marinette.....	140	4,902	85	136
Marquette.....	47	1,443	5	34
Milwaukee.....	1,077	52,254	23,349	2,318
Monroe.....	205	3,896	36	74
Oconto.....	67	3,735	27	1,004
Oneida.....	129	2,531	115	127
Outagamie.....	284	10,070	142	752
Ozaukee.....	54	2,061	69	157
Pepin.....	66	1,133	27	54
Pierce.....	150	4,229	76	106
Polk.....	161	3,554	42	101
Portage.....	86	4,533	46	158
Price.....	56	2,874	83	157
Racine.....	333	12,302	515	1,591
Richland.....	194	3,361	45	244
Rock.....	255	10,312	57	206
Rusk.....	104	2,549	75	157
St. Croix.....	137	4,421	66	300
Sauk.....	321	4,941	45	183
Sawyer.....	46	1,170	22	49
Shawano.....	96	3,563	72	94
Sheboygan.....	147	8,959	1,017	355
Taylor.....	60	2,563	99	75
Trempealeau.....	85	4,623	11	66
Vernon.....	183	4,178	21	149
Vilas.....	23	835	26	23
Walworth.....	295	5,561	47	104
Washburn.....	51	1,569	42	70
Washington.....	52	3,540	111	83
Waukesha.....	233	6,724	219	345
Waupaca.....	104	5,703	76	177
Waushara.....	91	3,013	30	52
Winnebago.....	320	12,631	138	450
Wood.....	180	7,383	151	190
Total.....	11,931	389,519	35,066	18,888

**SUMMARY OF VOTE FOR UNITED STATES SENATOR**  
**Election, November 2, 1926**

	Thomas M. Kearney Dem.	Ella Tenny Sanford Pro.	John J. Blaine Rep.	Leo Krzycki Soc.	Richard Koeppel Soc. Lab.	Charles D. Rosa Ind. Pro. Rep.	J. N. Tittmore Ind.
Adams.....	95	30	611	15	9	275	32
Ashland.....	239	78	3,274	35	39	607	214
Barron.....	278	214	3,118	66	50	2,230	211
Bayfield.....	91	76	1,780	45	11	549	103
Brown.....	3,345	235	7,406	282	87	1,677	674
Buffalo.....	134	47	1,344	8	14	455	77
Burnett.....	57	54	1,357	16	16	291	75
Calumet.....	906	55	2,085	29	6	165	54
Chippewa.....	268	149	4,902	55	59	2,343	290
Clark.....	358	179	4,667	113	60	1,741	241
Columbia.....	632	114	3,613	42	43	2,332	253
Crawford.....	629	73	1,706	18	11	329	39
Dane.....	964	350	11,983	113	60	9,094	299
Dodge.....	2,800	125	6,506	165	31	1,238	287
Door.....	86	62	2,119	19	20	753	176
Douglas.....	451	263	6,924	75	86	2,935	301
Dunn.....	174	118	2,585	47	74	2,112	186
Eau Claire.....	390	184	4,586	34	48	1,999	548
Florence.....	21	13	764	10	13	247	24
Fond du Lac.....	2,042	155	6,436	90	57	2,690	763
Forest.....	202	75	1,463	25	30	3,282	57
Grant.....	648	160	4,348	52	77	3,437	214
Green.....	137	72	1,873	14	21	2,068	41
Green Lake.....	419	75	2,025	67	21	721	404
Iowa.....	190	70	2,129	27	18	2,931	47
Iron.....	36	29	1,798	29	21	119	47
Jackson.....	74	47	1,933	32	16	905	48
Jefferson.....	1,116	132	4,726	32	68	2,008	277
Juneau.....	199	52	2,785	41	34	848	123
Kenosha.....	4,364	223	6,790	153	35	1,738	207
Kewaunee.....	375	21	1,818	17	25	262	77
La Crosse.....	1,114	212	6,150	41	21	2,321	230
Lafayette.....	704	69	2,671	17	27	1,858	42
Lanlgade.....	1,472	210	3,535	34	29	936	244
Lincoln.....	264	76	2,921	153	34	512	558
Manitowoc.....	1,967	105	7,118	46	70	1,561	497
Marathon.....	992	255	8,912	371	146	1,417	290
Marinette.....	350	181	3,723	89	16	475	63
Marquette.....	400	58	1,001	8	233	1,852	4,749
Milwaukee.....	14,269	1,167	44,259	26,002	5	1,003	167
Monroe.....	191	173	3,140	28	5	1,372	273
Oconto.....	481	48	3,227	33	17	533	132
Oneida.....	447	139	3,267	103	94	2,370	741
Outagamie.....	982	210	8,547	88	14	1,117	216
Ozaukee.....	1,037	38	2,040	45	22	321	140
Pepin.....	145	71	3,238	19	92	1,794	215
Pierce.....	137	125	2,867	70	33	1,291	146
Polk.....	323	132	2,512	40	14	754	227
Portage.....	2,989	149	4,097	49	71	66	713
Price.....	130	78	2,631	71	162	1,736	760
Racine.....	6,303	255	8,206	304	108	2,048	141
Richland.....	429	214	1,745	54	43	7,623	91
Rock.....	501	161	4,989	49	35	1,067	256
Rusk.....	341	118	1,625	61	61	1,826	295
St. Croix.....	258	121	3,340	53	45	2,269	181
Sauk.....	496	55	3,272	32	18	364	69
Sawyer.....	95	71	932	18	15	568	98
Shawano.....	251	71	3,087	74	47	1,443	712
Sheboygan.....	1,346	134	7,415	755	26	482	137
Taylor.....	118	66	2,217	91	28	947	127
Trempealeau.....	233	101	3,774	7	43	1,715	121
Vernon.....	188	150	2,982	20	9	118	101
Vilas.....	99	19	683	28	45	3,193	77
Walworth.....	620	224	2,902	45	16	492	78
Washburn.....	74	57	1,169	39	7	221	169
Washington.....	1,344	63	3,166	92	45	1,925	477
Waukesha.....	1,866	272	4,857	205	52	1,955	417
Waupaca.....	316	120	4,114	60	26	939	195
Waushara.....	120	103	2,076	30	54	2,975	2,991
Winnebago.....	944	240	8,258	105	48	1,587	218
Wood.....	411	156	6,545	117			
<b>Total.....</b>	<b>66,672</b>	<b>9,885</b>	<b>299,759</b>	<b>31,317</b>	<b>3,061</b>	<b>111,122</b>	<b>23,822</b>

SUMMARY OF VOTE FOR UNITED STATES SENATOR 1925\*  
Special Election, September 29, 1925

	Ind. Soc. Lab. George Bauman	Ind. Dem. William G. Bruce	Ind. Rep. Edward F. Dithmar	Rep. Robert M. LaFollette Jr.	Socialist John M. Work	Scattering	Total
Adams.....	3	19	151	864	5	5	1,047
Ashland.....	5	57	442	2,451	19	3	2,977
Barron.....	9	46	719	2,549	26	6	3,355
Bayfield.....	4	31	271	1,210	10	-----	1,543
Brown.....	14	372	1,597	4,478	76	6	6,543
Buffalo.....	4	20	348	1,334	8	11	1,725
Burnett.....	4	15	167	988	5	-----	1,179
Calumet.....	1	109	149	1,432	18	1	1,710
Chippewa.....	9	80	2,926	3,813	19	-----	6,847
Clark.....	8	70	1,417	2,807	40	-----	4,342
Columbia.....	10	111	1,504	3,770	35	9	5,439
Crawford.....	13	171	423	1,814	27	5	2,453
Dane.....	16	334	5,769	15,490	71	16	21,696
Dodge.....	13	346	1,197	5,320	51	-----	6,927
Door.....	4	37	389	1,597	11	2	2,040
Douglas.....	20	65	1,770	3,610	23	3	5,496
Dunn.....	11	36	1,388	2,251	29	8	3,723
Eau Claire.....	13	60	2,550	4,781	28	19	7,451
Florence.....	1	9	50	265	9	-----	334
Fond du Lac.....	14	270	2,323	5,039	139	12	7,797
Forest.....	4	68	208	583	9	3	875
Grant.....	16	190	1,498	3,423	26	12	5,145
Green.....	10	48	1,061	2,115	20	5	3,259
Green Lake.....	5	89	589	1,267	8	4	1,962
Iowa.....	20	93	898	2,227	15	23	3,276
Iron.....	5	6	84	581	8	1	685
Jackson.....	7	21	302	1,626	10	3	1,969
Jefferson.....	13	208	1,687	4,482	18	4	6,412
Juneau.....	2	38	690	1,850	20	3	2,603
Kenosha.....	2	187	3,161	3,376	112	4	6,857
Kewaunee.....	3	39	234	1,394	6	-----	1,676
La Crosse.....	7	146	1,465	5,199	25	10	6,852
Lafayette.....	11	89	668	1,638	13	5	2,424
Langlade.....	8	82	435	1,777	30	2	2,322
Lincoln.....	8	76	588	2,306	30	5	3,008
Manitowoc.....	8	158	1,242	4,855	98	-----	6,366
Marathon.....	10	121	1,555	6,424	114	10	8,234
Marinette.....	11	94	1,740	2,264	62	7	4,172
Marquette.....	2	66	253	810	3	1	1,141
Milwaukee.....	154	3,629	10,169	37,291	8,487	39	59,769
Monroe.....	6	54	799	3,323	26	18	4,226
Oconto.....	10	144	1,011	1,966	19	1	3,151
Oneida.....	7	33	372	1,434	50	13	1,909
Outagamie.....	18	178	2,377	6,548	54	5	9,180
Ozaukee.....	6	156	210	1,566	27	-----	1,965
Pepin.....	6	72	383	1,438	11	3	913
Pierce.....	7	29	967	1,427	16	7	2,453
Polk.....	10	17	704	1,991	19	5	2,746
Portage.....	14	136	786	3,065	29	-----	4,030
Price.....	5	29	273	1,368	33	2	1,710
Racine.....	14	329	3,181	6,317	143	4	8,988
Richland.....	8	103	710	1,179	29	-----	2,029
Rock.....	21	190	5,542	4,883	41	12	10,689
Rusk.....	11	43	627	1,134	26	6	1,897
St. Croix.....	8	102	1,090	2,243	25	7	3,475
Sauk.....	5	79	1,441	4,455	15	7	6,002
Sawyer.....	3	24	298	540	17	3	885
Shawano.....	3	29	521	2,648	36	5	3,242
Sheboygan.....	19	210	1,189	6,465	311	11	8,205
Taylor.....	3	23	361	1,579	36	4	2,006
Trempealeau.....	4	42	543	2,190	11	5	2,795
Vernon.....	10	30	973	2,806	24	3	3,846
Vilas.....	4	41	191	487	20	2	745
Walworth.....	13	125	2,243	2,356	22	23	4,782
Washburn.....	2	14	328	876	28	3	1,251
Washington.....	8	151	345	2,512	36	2	3,054
Waukesha.....	17	230	1,706	3,362	61	13	5,389
Waupaca.....	6	108	1,152	3,444	37	6	4,753
Waushara.....	-----	32	495	1,314	11	1	1,853
Winnebago.....	41	216	5,366	8,524	87	7	14,241
Wood.....	9	68	1,057	4,878	74	5	6,091
Total.....	795	10,743	91,318	237,719	11,130	430	352,135

\*To fill vacancy caused by the death of Robert M. La Follette, June 18, 1925.

SUMMARY OF VOTE FOR PRESIDENT 1924  
Election, November 4, 1924\*

	Democrat (Davis)	Prohibition (Faris)	Republican (Coolidge)	Independent (LaFollette)	Workers Part Party (Foster)
Adams.....	173	8	779	1,724	3
Ashland.....	452	25	2,272	4,204	50
Barron.....	386	47	2,703	6,010	39
Bayfield.....	211	32	1,675	2,601	81
Brown.....	2,351	51	7,611	10,024	61
Buffalo.....	181	7	1,824	2,474	24
Burnett.....	77	16	962	2,088	17
Calumet.....	571	15	938	3,503	20
Chippewa.....	562	35	5,135	6,517	58
Clark.....	552	42	3,130	6,208	76
Columbia.....	918	42	4,724	5,968	46
Crawford.....	940	29	1,687	2,977	29
Dane.....	2,099	101	12,280	24,595	150
Dodge.....	2,029	59	5,167	9,610	104
Door.....	237	30	1,892	2,715	30
Douglas.....	642	55	5,887	8,255	190
Dunn.....	288	28	3,180	4,385	29
Eau Claire.....	636	38	5,149	5,222	36
Florence.....	53	4	597	523	11
Fond du Lac.....	2,243	61	8,516	9,576	72
Forest.....	305	21	1,104	1,259	19
Grant.....	1,528	55	5,716	6,825	47
Green.....	430	59	2,922	4,885	43
Green Lake.....	1,090	22	1,988	2,187	20
Iowa.....	694	50	3,292	4,133	45
Iron.....	87	18	1,058	1,400	68
Jackson.....	257	28	1,662	3,167	39
Jefferson.....	1,391	44	4,250	7,885	59
Juneau.....	405	20	1,917	3,785	35
Kenosha.....	1,520	34	10,341	6,695	58
Kewaunee.....	399	11	1,018	2,804	24
La Crosse.....	1,260	56	5,733	10,543	54
Lafayette.....	1,273	45	2,671	3,681	36
Langlade.....	935	57	2,572	3,578	16
Lincoln.....	505	31	1,858	4,465	62
Manitowoc.....	1,609	34	4,829	9,814	64
Marathon.....	1,117	61	5,618	12,193	124
Marinette.....	583	58	4,911	3,411	22
Marquette.....	590	18	1,109	1,820	14
Milwaukee.....	14,510	261	50,730	81,697	564
Monroe.....	430	68	2,666	6,747	60
Oconto.....	605	29	2,562	4,506	34
Oneida.....	330	28	1,769	3,196	28
Outagamie.....	1,258	46	6,426	10,357	63
Ozaukee.....	598	8	1,015	3,264	23
Pepin.....	213	18	1,226	737	7
Pierce.....	300	24	2,788	3,661	34
Polk.....	320	39	2,793	4,251	32
Portage.....	2,011	37	2,854	5,347	25
Price.....	327	19	1,764	3,151	86
Racine.....	1,473	67	13,040	11,298	84
Richland.....	902	86	2,669	2,660	25
Rock.....	1,458	82	14,815	7,923	39
Rusk.....	279	26	1,932	2,677	34
St. Croix.....	723	46	3,606	4,693	19
Sauk.....	556	100	3,935	6,400	60
Sawyer.....	139	20	990	1,487	8
Shawano.....	472	29	2,063	6,337	61
Sheboygan.....	1,869	51	6,975	11,714	73
Taylor.....	185	23	1,329	3,079	34
Trempealeau.....	387	29	2,083	4,148	30
Vernon.....	412	66	2,670	5,559	34
Vilas.....	122	6	873	1,038	33
Walworth.....	1,173	76	7,484	4,335	22
Washburn.....	160	24	1,422	2,043	8
Washington.....	986	21	1,987	5,081	59
Waukesha.....	1,975	61	7,036	6,348	55
Waupaca.....	668	29	3,654	6,395	38
Waushara.....	253	19	1,607	2,606	43
Winnebago.....	1,811	60	11,239	9,891	82
Wood.....	557	56	3,475	7,303	62
Total.....	68,115	2,918	311,614	453,678	3,834

\*In this election, Nov. 4, 1924, the Social Labor Party, independent, cast 453 votes, and the Commonwealth Land Party, independent, cast 270 votes. See Blue Book 1925, pages 516-517.



## VOTE FOR MEMBERS OF CONGRESS, NOVEMBER 2, 1926

## First District

Counties	Total Vote	Henry Allen Cooper (Rep.)	Scattering
Racine.....	15,681	15,669	12
Kenosha.....	10,465	10,462	3
Walworth.....	5,924	5,919	5
Rock.....	10,944	10,944	-----
Waukesha.....	7,541	7,537	4
Total.....	50,555	50,531	24

## Second District

Counties	Total Vote	Ernest C. Wrucke (Dem.)	Chas. A. Kading (Rep.)	John H. Kaiser (Ind. Pro. Rep.)	Scattering
Jefferson.....	7,541	965	5,629	946	1
Columbia.....	5,852	575	4,889	388	-----
Dodge.....	10,643	3,520	6,481	642	-----
Washington.....	4,755	1,361	3,122	272	-----
Ozaukee.....	3,407	932	1,516	959	-----
Sheboygan.....	10,690	932	8,148	1,610	-----
Total.....	42,888	8,285	29,785	4,817	1

## Third District

Counties	Total Vote	John Mandt Nelson (Rep.)	Scattering
Crawford.....	2,312	2,309	3
Richland.....	3,483	3,479	4
Grant.....	6,678	6,674	4
Iowa.....	3,646	3,642	4
Dane.....	18,748	18,737	11
Lafayette.....	3,660	3,660	-----
Green.....	3,166	3,165	1
Total.....	41,693	41,666	27

## Fourth District

Counties	Total Vote	Wm. J. Kershaw (Dem.)	John C. Schafer (Rep.)	Edmund T. Melms (Soc.)	Scattering
Milwaukee (part)....	42,341	7,099	20,324	14,911	7
Total.....	42,341	7,099	20,324	14,911	7

## Fifth District

Counties	Total Vote	Rose Horwitz (Dem.)	William H. Stafford (Rep.)	Victor L. Berger (Soc.)	Scattering
Milwaukee (part).....	54,070	3,394	24,297	26,377	2
Total.....	54,070	3,394	24,297	26,377	2

## Sixth District

Counties	Total Vote	B. F. Sheridan (Dem.)	Florian Lampert (Rep.)	Scattering
Calumet.....	3,325	1,114	2,211	-----
Marquette.....	1,852	550	1,302	-----
Green Lake.....	3,354	723	2,619	7
Fond du Lac.....	11,916	4,060	7,844	12
Winnebago.....	14,978	1,575	13,403	-----
Manitowoc.....	9,934	2,868	7,066	-----
Total.....	45,359	10,895	34,445	19

## Seventh District

Counties	Total Vote	Henry N. Stephenson (Pro.)	Joseph D. Beck (Rep.)	A. H. Schubert (Ind. Dem.)	Scattering
La Crosse.....	9,304	498	7,220	1,584	-----
Jackson.....	2,676	69	2,433	166	8
Monroe.....	4,160	232	3,674	244	10
Clark.....	6,619	135	6,224	260	-----
Vernon.....	4,851	251	3,792	804	4
Juneau.....	3,683	61	3,489	132	1
Adams.....	953	26	896	30	1
Sauk.....	5,501	341	4,751	408	1
Total.....	37,747	1,613	32,479	3,628	27

## Eighth District

Counties	Total Vote	Edward E. Browne (Rep.)	R. J. Walsh (Ind. Dem.)	Scattering
Marathon.....	11,663	10,424	1,223	16
Portage.....	5,234	4,819	412	3
Waupaca.....	6,581	5,905	659	17
Waushara.....	3,254	3,172	82	-----
Wood.....	8,134	7,647	486	1
Shawano.....	3,792	3,505	268	19
Total.....	38,658	35,472	3,130	56

## Ninth District

Counties	Total Vote	Geo. J. Schneider (Rep.)	Scattering
Langlade.....	3,771	3,735	36
Forest.....	1,651	1,651	-----
Florence.....	941	941	-----
Marinette.....	4,960	4,960	-----
Oconto.....	4,702	4,700	2
Outagamie.....	11,238	11,234	4
Brown.....	9,357	9,348	9
Kewaunee.....	2,145	2,137	8
Door.....	2,793	2,792	1
Total.....	41,553	41,498	60

## Tenth District

Counties	Total Vote	Otto D. Kahl (Pro.)	James A. Frear (Rep.)	Scattering
Dunn.....	4,898	122	4,775	1
Barron.....	5,247	264	4,981	2
Chippewa.....	7,144	159	6,985	-----
Eau Claire.....	6,648	100	6,548	-----
Trempealeau.....	4,904	97	4,806	1
Buffalo.....	1,837	36	1,801	-----
Pepin.....	1,376	49	1,326	1
Pierce.....	4,819	103	4,715	1
St. Croix.....	5,129	178	4,951	-----
Total.....	42,002	1,108	40,888	6

## Eleventh District

Counties	Total Vote	Harriet Smith Olson (Pro.)	Hubert H. Peavey (Rep.)	Theodore M. Thomas Ind. Prog. (Rep.)	Scattering
Douglas.....	9,316	320	6,560	2,436	-----
Bayfield.....	2,530	89	1,802	638	1
Ashland.....	4,067	96	3,214	757	-----
Iron.....	1,953	22	1,752	179	-----
Vilas.....	919	28	782	109	-----
Burnett.....	1,771	57	1,238	473	3
Polk.....	3,982	124	2,713	1,140	5
Washburn.....	1,723	39	1,328	351	5
Sawyer.....	1,443	47	1,017	379	-----
Rusk.....	3,313	74	1,264	1,975	-----
Price.....	3,572	65	2,463	1,044	-----
Taylor.....	2,894	80	2,277	537	-----
Oneida.....	2,938	187	1,995	756	-----
Lincoln.....	3,926	140	2,700	1,086	-----
Total.....	44,347	1,368	31,105	11,860	14

## SUMMARY OF STATE SENATORIAL VOTE IN 1924-1926

Dist. No.	Counties or parts constituting Senate Districts apportionment of 1921	Elected to State Senate for period of four years	Votes Received	Plurality	Term Ends	Defeated Candidates	Votes Received
1	Door, Kewaunee, Manitowoc	John E. Cashman (Rep.)	12,636	12,625	1930	Scattering	11
2	Brown, Oconto	John B. Chase (Rep.)	17,231	17,174	1928	Scattering	57
3	Part of Milwaukee	Walter Polakowski (Soc.)	5,051	5,049	1930	Scattering	2
4	Part of Milwaukee	Oscar H. Morris (Rep.)	12,854	4,272	1928	Jacob Hahn (Soc.) Frank J. Weber (Soc.)	8,582 8,074
5	Part of Milwaukee	Bernhardt Gettelman (Rep.)	10,589	2,515	1930	Scattering	4
6	Part of Milwaukee	Alex C. Ruffing (Soc.)*	4,297	1,023	1928	Otto H. Tetzloff (Rep.)	3,274
7	Part of Milwaukee	Herbert H. Smith (Rep.)	6,016	1,703	1930	Bernarhard Bohlman (Soc.) Peter S. Brzonkala (Dem.)	4,313 1,598
8	Part of Milwaukee	Harry B. Daggett (Rep.)	13,461	7,129	1928	Otto C. Petersen (Soc.)	6,332
9	Part of Milwaukee	Irving P. Mehigan (Rep.)	5,017	3,569	1930	John E. Schiners John J. Korbel	1,448 1,338
10	Buffalo, Pepin, Pierce and St. Croix	Walter H. Hunt (Rep.)	12,419	7,023	1928	Chas. E. Hansen (Ind.) Scattering	5,396 2
11	Douglas, Bayfield, Burnett and Washburn	R. Bruce Johnson (Rep.)	11,242	6,997	1930	Alfred R. Amundson (Ind.)	4,245
12	Ashland, Iron, Vilas, Price, Rusk, Sawyer	J. H. Carroll (Rep.)	17,553	17,545	1928	Scattering	8
13	Dodge and Washington	William Markham (Rep.)	8,538	1,281	1930	John A. Schwabach (Ind.)	7,257
14	Outagamie and Shawano	John Englund (Prog. Rep.)	19,836	19,848	1928	Scattering	38
15	Rock	Geo. W. Blanchard (Rep.)	11,024	11,024	1930	No opposition	
16	Grant, Crawford, Vernon	E. J. Roethe (Rep.)	18,906	18,849	1928	James Torney (Ind.)	57
17	Iowa, Lafayette, Green	Charles W. Hutchison (Rep.)	9,501	6,428	1930	Scattering Carl Marty (Ind.)	21 3,073
18	Fond du Lac, Waushara, Green Lake	William A. Titus (Rep.)	21,390	21,359	1928	Scattering	4
19	Calumet and Winnebago	Merritt F. White (Rep.)	15,875	15,835	1930	Scattering	31
20	Ozaukee and Sheboygan	H. E. Boldt (Rep.)	13,499	6,181	1928	Scattering Wm. J. Bichler (Dem.)	40 7,318
21	Racine	Walter S. Goodland (Rep.)	9,389	476	1930	P. Walter Petersen (Rep.)	8,913
22	Kenosha and Walworth	Geo. W. Hull (Rep.)	20,338	20,215	1928	Samuel Sherman	332
23	Portage and Waupaca	Heran J. Severson (Rep.)	10,881	10,871	1930	Scattering	123
24	Clark, Taylor and Wood	William L. Smith (Rep.)	13,760	6,092	1928	Scattering T. H. Barber (Ind.)	10 7,668
25	Lincoln and Marathon	Otto Mueller (Rep.)	15,483	15,465	1930	Scattering	5
26	Dane	Harry Sauthoff (Rep.)	30,484	30,481	1928	Scattering	28
27	Columbia, Richland, Sauk	Robert Caldwell (Rep.)	11,947	6,891	1930	Scattering Geo. Staudenmayer (Ind.)	3 5,056
						Scattering	11

28	Chippewa and Eau Claire.....	Herman T. Lange (Rep.).....	14,505	9,368	1928	R. B. Cunningham (Ind.).....	5,137
29	Barron, Dunn and Polk.....	Carl B. Casperson (Pro. Rep.)..	12,579	12,562	1930	Scattering.....	5
30	Florence, Forest, Langlade, Marinette and Oneida.....	James A. Barker (Rep.).....	13,327	8,900	1928	Scattering.....	17
31	Adams, Juneau, Monroe and Marquette.....	Howard Teasdale (Rep.).....	9,939	9,882	1930	Dallas C. Hawkes, (Dem.).....	4,427
32	Jackson, La Crosse and Trempealeau.....	V. S. Keppel (Rep.).....	21,803	20,932	1928	James Pederson (Ind.).....	3,466
33	Jefferson and Waukesha.....	John C. Schumann (Rep.).....	12,453	10,117	1930	Scattering.....	57
					1928	Henry N. Stephenson (Pro.)...	871
						Scattering.....	30
						Oscar F. Roessler (Ind. Dem.)	2,336
						Scattering.....	3

\*Elected to fill vacancy caused by resignation of Joseph D. Padway, Milwaukee.

SUMMARY OF ASSEMBLY VOTE, GENERAL ELECTION, NOVEMBER 2, 1926

Counties forming Assembly Districts	Member of Assembly elected for 2 year term	Votes	Plurality	Defeated Candidates	Votes
Adams and Marquette	Robert B. Wood (Rep.)	2,451	2,425	Scattering	26
Ashland	B. J. Gehrman (Rep.)	3,805	3,805	No Opposition	
Barron	Charles A. Beggs (Rep.)	3,628	2,098	A. G. Strand	1,530
Bayfield	Paul Ungrodt (Rep.)	2,407	1,396	J. G. Leisenring	457
Brown, 1st Dist.	Malcolm A. Sellers (Rep.)	5,353	5,353	Scattering	11
Brown, 2nd Dist.	Gustav Zittlow (Rep.)	2,550	168	No Opposition	
Buffalo and Pepin	Arthur A. Hitt (Rep.)	3,126	3,085	Harold M. Kuypers (Dem.)	2,382
Burnett and Washburn	L. L. Thayer (Rep.)	3,347	3,340	H. A. Miller	41
Calumet	Carl Hillmann (Rep.)	1,957	597	Scattering	16
Chippewa	Gustave Rheingans (Prog. Rep.)	5,868	4,107	Scattering	7
Clark	Arlo A. Huckstead (Rep.)	6,661	6,661	Henry W. Hoffman	1,860
Columbia	E. Merwyn Rowlands (Rep.)	5,787	5,787	Fred W. Stevens	1,761
Crawford	Archie J. McDowell (Rep.)	2,376	1,576	No Opposition	
Dane, 1st Dist.	Alvin C. Reis (Rep.)	10,127	9,771	W. D. Carroll (Dem.)	800
Dane, 2nd Dist.	James C. Hanson (Rep.)	3,695	3,678	Portia Taynton (Pro.)	356
Dane, 3rd Dist.	Albert J. Baker (Rep.)	4,039	4,034	Scattering	17
Dodge, 1st Dist.	John M. Diring (Rep.)	3,581	2,169	Scattering	5
Dodge, 2nd Dist.	Philip J. Zink (Dem.)	3,349	893	Frank E. Dewitz	1,412
Door	Bernhard Hahn (Rep.)	2,554	2,488	Percy Stueber	137
Douglas, 1st Dist.	Walter W. Lang (Rep.)	4,038	3,073	Fred E. Morel (Rep.)	2,456
Douglas, 2nd Dist.	Philip E. Nelson (Rep.)	4,036	4,036	Fred E. Morel (Rep.)	60
Dunn	J. D. Millar (Rep.)	4,653	4,630	Joseph Joselson	66
Eau Claire	Christian N. Saugen (Rep.)	6,483	6,446	B. D. Thorp (Ind.)	38
Florence	J. D. Grandine (Rep.)	5,348	5,314	Scattering	38
Fond du Lac, 1st Dist.	Math Koenigs (Rep.)	5,160	5,156	Scattering	965
Fond du Lac, 2nd Dist.	Thos. J. Dieringer (Rep.)	4,373	4,366	No Opposition	
Forest (See Florence)				Scattering	23
Grant, 1st Dist.	Harry E. Stephens (Rep.)	2,923	2,060	Scattering	37
Grant, 2nd Dist.	Leroy D. Eastman, (Rep.)	3,465	2,609	Scattering	34
Green	E. J. Hoesly (Prog. Rep.)	3,259	2,895	Scattering	4
Green Lake and Waushara	George M. O'Connor (Rep.)	5,818	5,188	Scattering	7
				Geo. S. Witchen	863
				Frank F. Neff	856
				Wm. Olson	364
				Scattering	2
				Frank D. Becker (Ind. Dem.)	680
				Scattering	1

Iowa.....	John S. Jackson (Rep.).....	4,076	4,072	Scattering.....	4
Iron and Vilas.....	R. C. Trembath (Rep.).....	2,908	2,908	No Opposition.....	
Jackson.....	Emil G. Gilbertson (Rep.).....	2,774	2,770	Scattering.....	4
Jefferson.....	Don V. Smith (Rep.).....	6,226	5,097	Louis Zoelle (Dem.).....	1,129
Juneau.....	A. A. Telfer (Rep.).....	3,610	3,603	Scattering.....	2
Kenosha, 1st Dist.....	Conrad Shearer (Rep.).....	4,925	2,329	Scattering.....	7
Kenosha, 2nd Dist.....	D. J. Vincent (Rep.).....	3,210	724	Edward Dayton.....	2,596
Kewaunee.....	Anton G. Schauer (Rep.).....	2,293	2,290	Walter S. Dexter.....	2,486
La Crosse, 1st Dist.....	Gardner R. Withrow (Rep.).....	4,149	2,448	Scattering.....	3
				E. J. Kneen (Dem.).....	1,701
La Crosse, 2nd Dist.....	John L. Larson (Rep.).....	2,831	2,329	D. C. Chappel.....	195
Lafayette.....	Dell Penniston (Rep.).....	3,793	3,788	H. Shirley Smith (Dem.).....	502
				Oliver Needham (Pro.).....	32
Langlade.....	John Fronck (Rep.).....	3,056	710	Scattering.....	5
Lincoln.....	Richard Kamke (Rep.).....	3,645	3,568	Olive E. Kessler.....	287
Manitowoc, 1st Dist.....	Charles Schuette (Rep.).....	3,476	1,208	H. Freiburger.....	2,346
Manitowoc, 2nd Dist.....	Herman Roethel (Rep.).....	3,052	1,138	Scattering.....	77
Marathon, 1st Dist.....	Matt J. Berres (Prog. Rep.).....	4,089	4,089	Walter Wittman (Dem.).....	2,268
Marathon, 2nd Dist.....	Henry Ellenbecker (Rep.).....	7,085	6,442	David Le Clair.....	1,138
Marinette.....	Charles A. Budlong (Rep.).....	5,344	5,344	No Opposition.....	
Marquette (See Adams)				Reinhold Prochnow.....	643
Milwaukee, 1st Dist.....	Thomas H. Conway (Rep.).....	2,848	2,054	No Opposition.....	
Milwaukee, 2nd Dist.....	Michael Laffey (Rep.).....	1,910	1,105	Wm. J. Grogan.....	794
				Joseph Gara.....	781
Milwaukee, 3rd Dist.....	Albert F. Woller (Rep.).....	2,556	2,551	J. W. Higgins.....	636
Milwaukee, 4th Dist.....	Thomas M. Duncan (Soc.).....	1,865	487	Gustav Bieler.....	305
Milwaukee, 5th Dist.....	George L. Tews (Soc.).....	1,602	55	Scattering.....	1
Milwaukee, 6th Dist.....	Frederick J. Peterson (Rep.).....	943	82	Otto R. Werkmeister (Rep.).....	1,378
				Lewis E. Battger.....	1,547
Milwaukee, 7th Dist.....	Phillip Wenz (Soc.).....	1,509	422	John Lewin.....	361
Milwaukee, 8th Dist.....	Louis S. Polewczynski (Rep.).....	2,095	546	John B. Traynor.....	140
Milwaukee, 9th Dist.....	Julius Kiesner (Soc.).....	2,034	2,034	Henry Blackburn (Rep.).....	1,087
Milwaukee, 10th Dist.....	John W. Eber (Rep.).....	4,039	1,945	Frank Cieszynski (Soc.).....	1,549
Milwaukee, 11th Dist.....	Elmer H. Baumann (Soc.).....	2,576	2,576	No Opposition.....	
Milwaukee, 12th Dist.....	Henry A. Staab (Rep.).....	3,250	1,061	Walter G. Otto.....	2,094
Milwaukee, 13th Dist.....	Barney F. Spott (Rep.).....	1,725	641	No Opposition.....	
Milwaukee, 14th Dist.....	George Gauer (Soc.).....	1,984	32	Henry D. Padway (Soc.).....	2,189
				Max L. Wagner (Soc.).....	1,084
Milwaukee, 15th Dist.....	Theo. Engel (Rep.).....	4,193	2,067	Edward Volmer (Rep.).....	1,952
				Edward C. Werner (Soc.).....	344
				Paul E. Schmidt.....	2,126
				Chas. E. Doyle.....	306

SUMMARY OF ASSEMBLY VOTE, GENERAL ELECTION, NOVEMBER 2, 1926—Continued

Counties forming Assembly Districts	Member of Assembly elected for 2 year term	Vote	Plurality	Defeated Candidates	Votes
Milwaukee, 16th Dist.	Arthur J. Miller (Rep.)	3,000	1,932	Matt Wallner Joseph E. Fitzsimmons	1,068 230
Milwaukee, 17th Dist.	Clarence C. Krause (Rep.)	2,383	1,271	John Jetschko (Soc.)	1,112
Milwaukee, 18th Dist.	Frank L. Prescott (Rep.)	5,920	4,729	John A. Krause	1,191
Milwaukee, 19th Dist.	George C. Hinkley (Rep.)	2,617	1,120	John N. Schilling, Jr. Robert B. Fairburn	1,497 328
Milwaukee, 20th Dist.	William C. Coleman (Soc.)	3,327	648	Chas. Meising (Rep.) Gustin Schwarm	2,679 273
Monroe	Earl D. Hall (Rep.)	3,824	3,463	A. C. Papst Scattering	361 10
Oconto	Carl Schoenebeck (Rep.)	4,544	3,879	Joseph Melchoir Scattering	665 2
Oneida (See Florence)					
Outagamie, 1st Dist.	Oscar J. Schmiede (Prog. Rep.)	6,078	4,790	Fred Mueller	1,288
Outagamie, 2nd Dist.	Anton M. Miller (Prog. Rep.)	4,292	4,290	Scattering	2
Ozaukee	John Jungers (Rep.)	1,434	85	E. P. Neuens Fred J. Busse	1,349 804
Pepin (See Buffalo)					
Pierce	Theodore Swanson (Rep.)	4,819	4,815	Scattering	4
Polk	E. E. Husband (Rep.)	2,284	316	Edward Swenson Scattering	1,968 1
Portage	M. J. Mersch (Dem.)	5,253	2,138	Ben Halverson (Rep.) Scattering	3,115 1
Price	Helen F. Thompson (Rep.)	2,058	26	L. S. Shauger	2,032
Racine, 1st Dist.	Wallace Ingalls (Rep.)	3,601	1,307	Benj. E. Anderson	2,294
Racine, 2nd Dist.	Edward F. Hilker (Rep.)	4,984	489	Lars P. Christiansen	495
Racine, 3rd Dist.	J. H. Kamper (Rep.)	3,425	2,316	Edward F. Rakow	1,109
Richland	Harley A. Martin (Ind.)	2,779	811	E. R. Cushman (Rep.)	1,968
Rock, 1st Dist.	John S. Baker (Rep.)	5,534	5,534	No Opposition	
Rock, 2nd Dist.	Erastus G. Smith (Rep.)	5,220	5,220	No Opposition	
Rusk and Sawyer	A. C. Schultz (Rep.)	4,142	4,142	No Opposition	
St. Croix	Robert M. Graham (Rep.)	3,547	1,328	Ethan B. Minier (Ind.) Scattering	2,219 1
Sauk	Carl Koenig (Rep.)	5,108	4,543	T. F. Howley Scattering	565 3
Sawyer (See Rusk)					
Shawano	Paul Fuhrman (Rep.)	3,807	3,805	Scattering	2
Sheboygan, 1st Dist.	Ernst A. Sonnemann (Rep.)	4,991	3,551	Charles Haack	1,440



Sheboygan, 2nd Dist.-----	John Mentink (Rep.)-----	4,320	4,316	Scattering-----	4
Taylor-----	John Gamper (Rep.)-----	2,832	2,823	J. C. Hoffman-----	9
Trempealeau-----	George Schmidt (Rep.)-----	4,720	4,383	Scattering-----	3
Vernon-----	August E. Smith (Rep.)-----	3,050	989	Albert Hess-----	337
Vilas (See Iron)-----				T. C. Knudson-----	2,061
Walworth-----	Frank E. Lawson (Rep.)-----	5,763	5,369	Helen M. Tubbs-----	394
Washburn (See Burnett)-----				Scattering-----	4
Washington-----	Jos. J. Huber (Rep.)-----	3,607	2,155	William Warnkey-----	1,452
Waukesha, 1st Dist.-----	Evan G. Davies (Rep.)-----	4,141	3,683	Asa H. Craig-----	458
Waukesha, 2nd Dist.-----	William H. Edwards (Rep.)-----	2,502	1,184	Scattering-----	2
Waupaca-----	Adam Schider (Rep.)-----	5,937	5,925	Judson Hall (Dem.)-----	1,318
Waushara (See Green Lake)-----				Scattering-----	12
Winnebago, 1st Dist.-----	Chester Seftenberg (Rep.)-----	8,189	7,718	Thomas A. Getchins-----	471
Winnebago, 2nd Dist.-----	Nels Larson (Rep.)-----	5,055	5,046	Scattering-----	9
Wood-----	Peter R. Ebbe (Prog. Rep.)-----	7,996	7,993	Scattering-----	3

## CONSTITUTIONAL AMENDMENTS AND REFERENDA

Three questions were submitted and approved by a vote of the people at the November 2nd election in 1926. The first two questions passed were amendments to the Constitution and the third was a memorial to Congress. The first proposed an amendment to the Constitution providing a method for the recall of elective officers. The second constitutional proposal gives to the legislature power to increase the salary of the governor above \$5,000 a year. The third was a referendum to the people in the form of a memorial to Congress asking that the Volstead Act be modified so as to permit the manufacture and sale of beer for beverage purposes. This latter question was challenged in the supreme court in the case of *Fulton vs. Zimmerman, et al.* The constitutionality of the proposal was sustained in an opinion written by Justice E. Ray Stevens.

\* \* \* \*

### No. 1.

That a new section be added to article XIII of the Constitution to read: (Article XIII) Section 12. The qualified electors of the state or of any county or of any congressional, judicial or legislative district may petition for the recall of any elective officer after the first year of the term for which he was elected, by filing a petition with the officer with whom the petition for nomination to such office in the primary election is filed, demanding the recall of such officer. Such petition shall be signed by electors equal in number to at least twenty-five per cent of the vote cast for the office of governor at the last preceding election, in the state, county or district from which such officer is to be recalled. The officer with whom such petition is filed shall call a special election to be held not less than forty nor more than forty-five days from the filing of such petition. The officer against whom such petition has been filed shall continue to perform the duties of his office until the result of such special election shall have been officially declared. Other candidates for such office may be nominated in the manner as is provided by law in primary elections. The candidate who shall receive the highest number of votes shall be deemed elected for the remainder of the term. The name of the candidate against whom the recall petition is filed shall go on the ticket unless he resigns within ten days after the filing of the petition. After one such petition and special election, no further recall petition shall be filed against the same officer during the term for which he was elected. This article shall be self-executing and all of its provisions shall be treated as mandatory. Laws may be enacted to facilitate its operation, but no law shall be enacted to hamper, restrict or impair the right of recall.

Submitted on November 2, 1926.

Adopted: For, 205,868; against, 201,125.

### No. 2.

That section 5 of article V of the constitution be amended to read: (Article V) Section 5. The governor shall receive, during his continuance in office, an annual compensation of not less than five thousand dollars, to be fixed by law, which shall be in full for all traveling or other expenses incident to his duties. The compensation prescribed for governor immediately prior to the adoption of this amendment shall

continue in force until changed by the legislature in a manner consistent with the other provisions of this constitution.

Submitted on November 2, 1926.

Adopted: For, 202,156; against, 188,302.

### No. 3.

Shall the congress of the United States amend the "Volstead Act" so as to authorize the manufacture and sale of beer, for beverage purposes, of an alcoholic percentage of 2.75% by weight, under government supervision but with the provision that no beverage so purchased shall be drunk on the premises where obtained?

Submitted on November 2, 1926.

Adopted: For, 349,443; against, 177,602.



This stove is the first article of iron made from Wisconsin ore.

SUMMARY OF VOTE ON CONSTITUTIONAL AMENDMENTS

	No. 1 Jt. Res. No. 16, 1925 Relating to Recall of Elec- tive Public Officers		No. 2 Jt. Res. No. 52, 1925 To Increase Compensation of Governor		No. 3 Jt. Res. No. 47, 1925 Memorializing Congress in favor of beer	
	For	Against	For	Against	For	Against
Adams.....	380	457	329	470	564	487
Ashland.....	1,718	1,557	1,722	1,427	3,008	1,354
Barron.....	2,145	2,091	1,486	2,741	2,367	3,694
Bayfield.....	1,034	820	840	990	1,267	1,130
Brown.....	6,768	4,508	5,944	3,789	10,459	2,784
Buffalo.....	900	645	627	852	1,204	813
Burnett.....	799	565	517	798	864	929
Calumet.....	1,324	1,292	1,273	1,261	2,642	3,067
Chippewa.....	2,319	2,836	2,563	2,995	4,496	3,111
Clark.....	2,875	2,815	2,089	3,377	4,213	3,509
Columbia.....	1,950	5,621	1,764	3,636	3,466	1,511
Crawford.....	1,044	1,222	774	1,504	1,591	1,511
Dane.....	8,056	9,421	8,036	8,453	12,033	9,809
Dodge.....	3,875	4,413	3,825	4,186	8,187	2,581
Door.....	1,074	1,333	951	1,398	1,911	1,384
Douglas.....	4,398	2,601	4,011	2,627	6,543	3,821
Dunn.....	1,641	2,057	1,325	2,257	1,984	3,020
Eau Claire.....	2,629	2,865	2,603	2,829	4,510	3,018
Florence.....	343	345	330	334	631	334
Fond du Lac.....	4,124	4,590	4,015	4,421	8,088	3,960
Forest.....	928	529	807	577	1,253	628
Grant.....	3,055	3,879	2,228	4,743	4,402	4,808
Green.....	1,244	1,651	966	1,907	1,923	2,113
Green Lake.....	1,142	1,565	1,087	1,547	2,388	1,393
Iowa.....	1,379	2,113	1,135	2,321	1,652	3,134
Iron.....	791	499	691	528	1,341	415
Jackson.....	977	1,081	751	1,322	1,113	1,804
Jefferson.....	3,048	3,460	3,137	3,064	5,754	2,769
Juneau.....	1,360	1,323	1,162	1,459	2,007	1,672
Kenosha.....	5,620	4,122	6,199	3,274	9,397	3,810
Kewaunee.....	988	967	919	1,022	2,214	371
La Crosse.....	4,306	3,055	4,207	3,054	7,468	2,564
Lafayette.....	1,505	2,002	1,163	2,270	2,306	2,601
Langlade.....	2,236	2,202	2,531	1,899	3,774	1,835
Lincoln.....	1,576	1,709	1,584	1,558	2,893	1,128

Manitowoc.....	4,522	3,395	4,618	2,983	8,175	1,656
Marathon.....	5,754	4,535	5,764	3,991	9,481	3,082
Marinette.....	2,153	1,989	2,016	1,957	3,647	2,300
Marquette.....	523	1,046	433	1,119	1,054	953
Milwaukee.....	47,772	35,896	51,847	26,032	81,701	141,153
Monroe.....	1,536	2,094	1,237	2,084	2,477	2,158
Oconto.....	2,182	1,883	1,908	2,039	3,505	1,709
Oneida.....	1,401	1,220	1,434	992	2,585	1,006
Outagamie.....	4,690	4,351	4,920	3,830	9,505	3,040
Ozaukee.....	1,344	1,290	1,340	1,178	3,312	427
Pepin.....	508	552	371	638	803	771
Pierce.....	1,693	1,892	1,136	2,331	1,940	3,226
Polk.....	1,702	1,322	1,152	1,847	1,771	2,413
Portage.....	2,073	3,697	2,443	2,910	5,399	2,779
Price.....	1,393	1,205	1,194	1,310	2,245	1,253
Racine.....	6,923	5,003	7,072	4,563	11,990	5,360
Richland.....	1,335	2,167	916	2,580	1,604	3,140
Rock.....	3,842	5,149	3,713	5,303	5,707	7,038
Rusk.....	1,197	1,114	943	1,369	1,487	1,758
St. Croix.....	1,650	1,979	1,315	2,333	2,429	2,896
Sauk.....	2,041	2,577	1,778	2,774	3,144	3,008
Sawyer.....	569	504	512	540	795	631
Shawano.....	1,759	1,343	1,569	1,499	3,215	923
Sheboygan.....	4,500	5,851	5,788	4,612	9,352	2,622
Taylor.....	1,348	997	1,100	1,227	2,055	973
Trempealeau.....	1,451	1,704	1,217	1,865	2,811	2,180
Vernon.....	1,577	2,253	1,034	2,738	2,178	2,960
Vilas.....	522	249	529	250	754	291
Walworth.....	1,964	3,205	2,044	2,950	2,966	4,055
Washington.....	751	617	627	766	1,017	879
Washington.....	1,785	1,780	1,641	1,876	4,234	709
Waukesha.....	3,335	4,014	3,903	3,316	6,061	3,524
Waupaca.....	2,382	2,407	2,147	2,521	3,928	2,843
Waushara.....	1,184	1,268	851	1,580	1,568	1,917
Winnebago.....	4,467	5,556	4,813	4,953	8,785	4,301
Wood.....	3,194	2,870	3,240	2,556	5,850	2,740
Total.....	205,868	201,125	202,156	188,302	349,443	177,602

HISTORY OF CONSTITUTIONAL AMENDMENTS

Prepared by George Brown—Department of State

If ratified	Year of vote	Art.	Sec.	Subject	First approval	Second approval	Submission to people	Date of election	For	Against	Total for Governor
-----	1854	4	4	Biennial sessions.....	Chap. 95 -1853	Chap. 89 -1854	Chap. 89-1854	Nov. 7, 1854	6,549	11,580	-----
-----			5	Biennial sessions.....	Chap. 95 -1853	Chap. 89 -1854	Chap. 89-1854	Nov. 7, 1854	6,348	11,885	-----
-----			11	Biennial sessions.....	Chap. 95 -1853	Chap. 89 -1854	Chap. 89-1854	Nov. 7, 1854	6,752	11,589	-----
-----	1862	5	5	Governor's salary (\$1,250 to \$2,500).....	Jt. Res. 4 -1861	Jt. Res. 6 -1862	Chap. 202-1862	Nov. 4, 1862	14,519	32,612	-----
*	1867	4	21	Salary of legislators (350-10c mile).....	Jt. Res. 9 -1865	Jt. Res. 3 -1866	Chap. 25-1867	Nov. 5, 1864	58,363	24,418	-----
*	1869	5	5	Governor's salary, \$5,000.....	Jt. Res. 9 -1868	Jt. Res. 2 -1869	Chap. 186-1869	Nov. 2, 1869	47,340	41,764	130,741
*		5	9	Lt.-Governor's salary, \$1,000.....	Jt. Res. 9 -1868	Jt. Res. 2 -1869	Chap. 186-1869	Nov. 2, 1869	-----	-----	-----
*	1870	1	8	Against Grand Jury.....	Jt. Res. 7 -1869	Jt. Res. 3 -1870	Chap. 118-1870	Nov. 8, 1870	48,894	18,606	146,908 (St.Supt)
*	1871		431 cr	Against private and local laws.....	Jt. Res. 13 -1870	Jt. Res. 1 -1871	Chap. 122-1871	Nov. 7, 1871	54,087	3,675	148,274
-----	1872	7	4	One chief and four associate justices.....	Jt. Res. 2 -1871	Jt. Res. 8 -1872	Chap. 111-1872	Nov. 1872	16,272	29,755	-----
*	1874	11	3	Limiting indebtedness of municipalities.....	Jt. Res. 11 -1872	Jt. Res. 4 -1873	Chap. 37-1874	Nov. 3, 1874	66,061	1,509	No state election
*	1877	7	4	One chief and four associate justices.....	Jt. Res. 10 -1876	Jt. Res. 1 -1877	Chap. 48-1877	Nov. 6, 1877	79,140	16,763	172,122
*	1877	8	2	Appropriations only by law.....	Jt. Res. 7 -1876	Jt. Res. 4 -1877	Chap. 58-1877	Nov. 6, 1877	33,046	3,371	-----
*	1881	4	4	Biennial sessions—							
*			5	Assemblymen chosen biennially.....	Jt. Res. 9s -1880	Jt. Res. 7A-1881	Chap. 262-1881	Nov. 8, 1881	53,532	13,936	171,856
*			11	Senators chosen quadrennially.....							
*			21	Compensation of members, \$500-10c.....							
*	1882	3	1	Suffrage to colored people—registration authorized.....	Jt. Res. 26A-1881	Jt. Res. 5 -1882	Chap. 272-1882	Nov. 7, 1882	36,223	5,347	-----
*	1882	6	4	Sheriffs and other county officers terms Clerk of court.....	Jt. Res. 16A-1881	Jt. Res. 3 -1882	Chap. 290-1882	Nov. 7, 1882	60,091	8,089	-----
*	1882	13	1	Political year, biennial elections.....							
-----	1888	10	1	State Superintendent—election when legislature directs.....	Jt. Res. 34 -1885	Jt. Res. 4 -1887	Chap. 357-1887	Nov. 6, 1888	12,967	18,342	354,688
*	1889	7	4	Supreme Court composed of "Justices of Supreme Court".....	Jt. Res. 5 -1887	Jt. Res. 3 -1889	Chap. 22-1889	April, 1889	125,759	14,712	-----
*	1892	4	3 (9)	Forbidding special incorporation of cities.....	Jt. Res. 4 -1889	Jt. Res. 4 -1891	Chap. 302-1891	Nov., 1892	15,718	9,105	371,415
-----	1896	10	1	Salary of State Superintendent—re- moving limit of \$1,200.....	Jt. Res. 10 -1893	Jt. Res. 2 -1895	Chap. 177-1895	Nov., 1896	38,752	56,506	444,095
*	1897	7	7	Circuit judges, populous counties.....	Jt. Res. 8 -1895	Jt. Res. 9 -1897	Chap. 69-1897	April, 1897	45,823	41,515	-----
*	1902	11	4	Authorizing general banking law.....	Jt. Res. 13- 1899	Jt. Res. 2 -1901	Chap. 73-1901	Nov., 1902	64,836	44,620	365,676
*	1902	11	5	Repeal of referendum on banking laws.....							

*	1902	10	1	State Supt.—non-partisan election— term, four years-----	Jt. Res. 16 -1899	Jt. Res. 3 -1901	Chap. 258-1901	Nov., 1902	71,550	57,411	365,676
*	1902	13	11	Prohibiting free passes-----	Jt. Res. 8 -1899	Jt. Res. 9 -1901	Chap. 437-1901	Nov., 1902	67,781	40,697	365,676
*	1903	7	4	Seven Justices of the Supreme Court-----	Jt. Res. 8 -1901	Jt. Res. 7 -1903	Chap. 10-1903	April, 1903	51,337	39,957	No state election
*	1908	5	10	Governor's approval of bills—six days vs. three-----	Jt. Res. 14 -1905	Jt. Res. 13 -1907	Chap. 661-1907	Nov., 1908	85,959	27,270	159,273
*	1908	8	10	Appropriations for highways-----	Jt. Res. 11 -1905	Jt. Res. 18 -1907	Chap. 238-1907	Nov., 1908	116,421	46,739	159,273
*	1908	8	1	Income tax-----	Jt. Res. 12 -1905	Jt. Res. 29 -1907	Chap. 661-1907	Nov., 1908	85,696	37,729	159,273
*	1908	3	1 (2)	Suffrage only to full citizens-----	Jt. Res. 15 -1905	Jt. Res. 25 -1907	Chap. 661-1907	Nov., 1908	85,838	36,733	159,273
---	1910	4	21	Pay of legislators, \$1,000 vs. \$500-----	Jt. Res. 35 -1907	Jt. Res. 7 -1909	Chap. 508-1909	Nov., 1910	44,153	76,278	319,522
**	1910	4	3	Apport'm't after each Fed. census-----	Jt. Res. 30 -1907	Jt. Res. 55 -1909	Chap. 478-1909	Nov., 1910	54,932	52,634	319,522
**	1910	8	10	Appropriations for water powers and forests-----	Jt. Res. 31 -1907	None----- (Declared invalid by Supreme Court in forestry case)	Chap. 512-1909	Nov., 1910	62,468	45,924	319,522
*	1912	11	3	City and County indebtedness for lands	Jt. Res. 44 -1909	Jt. Res. 42 -1911	Chap. 665-1911	Nov., 1912	46,369	34,975	393,849
*	1912	11	3a	Public Parks, playgrounds, etc.	Jt. Res. 38 -1909	Jt. Res. 48 -1911	Chap. 665-1911	Nov., 1912	48,424	33,931	393,849
*	1912	7	10	Monthly pay for judges vs. quarterly	Jt. Res. 34 -1909	Jt. Res. 24 -1911	Chap. 665-1911	Nov., 1912	44,555	34,865	393,849
---	1914	12	1	Ratification of constitutional amend- ments after 3-5 approval by one leg- islature-----	Jt. Res. 71 -1911	Jt. Res. 17 -1913	Chap. 770-1913	Nov., 1914	71,784	160,761	325,430
---	1914	4	1	Initiative and referendum-----	Jt. Res. 74 -1911	Jt. Res. 22 -1913	Chap. 770-1913	Nov., 1914	84,934	148,586	325,430
---	1914	8	11	State annuity insurance-----	Jt. Res. 65 -1911	Jt. Res. 35 -1913	Chap. 770-1913	Nov., 1914	59,909	170,338	325,430
---	1914	11	3a	Home rule of cities and villages-----	Jt. Res. 73 -1911	Jt. Res. 21 -1913	Chap. 770-1913	Nov., 1914	86,020	141,472	325,430
---	1914	7	6,7	Decrease in judicial circuits-----	Jt. Res. 67 -1911	Jt. Res. 26 -1913	Chap. 770-1913	Nov., 1914	63,311	154,827	325,430
---	1914	13	12	Recall of civil officers-----	Jt. Res. 41 -1911	Jt. Res. 15 -1913	Chap. 770-1913	Nov., 1914	81,628	144,386	325,430
---	1914	11	3b	Municipal powers of eminent domain	Jt. Res. 48 -1911	Jt. Res. 25 -1913	Chap. 770-1913	Nov., 1914	61,122	154,945	325,430
---	1914	12	3	Constitution amended upon petition	Jt. Res. 74 -1911	Jt. Res. 22 -1913	Chap. 770-1913	Nov., 1914	68,434	150,215	325,430
---	1914	8	13 (9)	State insurance-----	Jt. Res. 56 -1911	Jt. Res. 12 -1913	Chap. 770-1913	Nov., 1914	58,490	165,966	325,430
---	1914	4	21	Pay of legislators \$1,200-2c a mile	Jt. Res. 66 -1911	Jt. Res. 24 -1913	Chap. 770-1913	Nov., 1914	68,907	157,202	325,430
---	1920	4	21	Pay of legislators fixed by law-----	Jt. Res. 23 -1917	Jt. Res. 37 -1919	Chap. 480-1919	April, 1920	126,243	132,258	No state election
---	1920	7	6,7	Decrease of circuit courts—increase of judges-----	Jt. Res. 20 -1917	Jt. Res. 92 -1919	Chap. 604-1919	April, 1920	113,786	116,436	No state election
*	1922	1	5	Trial by jury-----	Jt. Res. 58 -1919	Jt. Res. 17 -1921	Chap. 504-1921	Nov., 1922	171,433	156,820	481,828
---	1922	6	4	Sheriffs succeeding themselves-----	Jt. Res. 38 -1919	Jt. Res. 36 -1921	Chap. 437-1921	Nov., 1922	161,832	207,594	481,828
---	1922	11	3b	Indebtedness of municipal corporations	Jt. Res. 53 -1919	Jt. Res. 37 -1921	Chap. 566-1921	Nov., 1922	105,234	219,693	481,828
---	1924	4	21	Pay of legislators-----	Jt. Res. 28 -1921	Jt. Res. 18 -1923	Chap. 241-1923	April, 1924	189,635	250,236	No state election
*	1924	11	3	Home rule for cities-----	Jt. Res. 39 -1921	Jt. Res. 34 -1923	Chap. 203-1923	Nov., 1924	299,792	190,165	796,432
*	1924	7	10	Taxation for forestry-----	Jt. Res. 29 -1921	Jt. Res. 37 -1923	Chap. 289-1923	Nov., 1924	336,360	173,563	796,432
*	1924	7	7	Additional circuit judges-----	Jt. Res. 24 -1921	Jt. Res. 64 -1923	Chap. 408-1923	Nov., 1924	240,207	226,562	796,432
*	1926	13	New	Recall of elective officials-----	Jt. Res. 73 -1923	Jt. Res. 16 -1925	Chap. 270-1925	Nov., 1926	205,868	201,125	552,912
*	1926	6	5	Salary of Governor-----	Jt. Res. 80 -1923	Jt. Res. 52 -1925	Chap. 413-1925	Nov., 1926	202,156	188,302	552,912

\*Ratified.  
\*\*Ratified, but declared invalid by court.

## COUNTY OFFICERS 1927-1928

County	Voting Pre- cincts	County Seat	County Superintendent Term Expires July, 1927	County Judge Term Expires January, 1932
1 Adams	20	Friendship	H. P. Reid	Charles H. Gilman
2 Ashland	27	Ashland	Thos. F. O'Connell	James McCully
3 Barron	39	Barron	August Newman	H. S. Comstock
4 Bayfield	37	Washburn	Jessie N. Smith	Hartvig P. Axelberg
5 Brown	48	Green Bay	E. A. Seymour	Carlton Merrill
6 Buffalo	26	Alma	O. H. Liebenberg	G. L. Pattison
7 Burnett	23	Grantsburg	O. H. Caspers	Frank G. Dahlberg
8 Calumet	15	Chilton	Matilda O. Horn	F. Arps Helmuth
9 Chippewa	41	Chippewa Falls	Anna Johnson	F. J. Connor
10 Clark	52	Neillsville	Mrs. Margaret VanNatta	Oscar W. Schoenrath
11 Columbia	41	Portage	Geo. R. Nelson	Alonzo F. Kellogg
12 Crawford	24	Prairie du Chien	Geo. Burton	Jeremiah O'Neill
13 Dane	78	Madison	1st *Esther Krakow	**George Kroncke
14 Dodge	59	Juneau	2nd T. S. Thompson	E. H. Naber
15 Door	20	Sturgeon Bay	Paul L. Kaiser	Jacob Debos
16 Douglas	38	Superior	W. J. Gilson	William E. Haily
17 Dunn	33	Menomonie	Vera C. Rehnstrand	William S. Swenson
18 Eau Claire	28	Eau Claire	*John W. Klingman	George L. Blum
19 Florence	8	Florence	Lillia E. Johnson	Frank Waring
20 Fond du Lac	51	Fond du Lac	Mrs. Grace W. Kinnear	August E. Richter
21 Forest	20	Crandon	O. S. Morse	T. J. Conway
22 Grant	69	Lancaster	R. O. Paff	Walter J. Brennan
23 Green	27	Monroe	F. E. Ralph	William A. Loveland
24 Green Lake	21	Green Lake	C. E. Lamb	Ferry Niskern
25 Iowa	30	Dodgeville	Geo. V. Kelley	Aldro Jenks
26 Iron	20	Hurley	Mrs. Lillian Ellis	James E. Flandrena
27 Jackson	29	Blk. River Falls	Ida B. Bradley	Frank Johnson
28 Jefferson	46	Jefferson	Viola M. Gunnison	John G. Conway
29 Juneau	31	Mauston	A. J. Thorne	Melvin L. Bunnell
30 Kenosha	33	Kenosha	Mrs. Honora A. Frank	Robert V. Baker
31 Kewaunee	14	Kewaunee	S. Ihlenfeldt	George H. Crowns
32 La Crosse	38	La Crosse	Thos. Frawley	John F. Doherty
33 Lafayette	28	Darlington	W. W. Woolworth	Jefferson B. Simpson
34 Langlade	25	Antigo	Dora Dessureau	John W. Parsons
35 Lincoln	28	Merrill	W. S. Freeman	Milton C. Porter
36 Manitowoc	36	Manitowoc	E. S. Mueller	John Chloupek
37 Marathon	71	Wausau	A. R. Thiede	George J. Leicht
38 Marinette	36	Marinette	Mrs. Gertrude Schwittay	William F. Haase
39 Marquette	18	Montello	Samuel Long	John A. Metzler
40 Milwaukee	376	Milwaukee	E. T. Griffin	M. S. Sheridan
41 Monroe	38	Sparta	M. M. Haney	John C. Karel (June '33)
42 Oconto	40	Oconto	S. V. Wilson	Randolph A. Richards
43 Oneida	25	Rhineland	J. M. Reed	Herbert F. Jones
44 Outagamie	47	Appleton	A. G. Meating	H. F. Steele
45 Ozaukee	21	Port Washington	Richard F. Beger	Fred F. Heinemann
46 Pepin	12	Durand	Cynthia Carlisle	J. E. Uselding
47 Pierce	27	Ellsworth	T. J. Mealey	W. B. Newcomb
48 Polk	36	Balsam Lake	P. J. Lynch	Warren P. Knowles
49 Portage	33	Stevens Point	Marion E. Bannach	Carl M. Lynn
50 Price	27	Phillips	Pearl Salter	William F. Owen
51 Racine	43	Racine	Edith McEachron	Asa K. Owen
52 Richland	22	Richland Ctr.	*J. Louise Earll	Elmer E. Gittins
53 Rock	45	Janesville	G. T. Longbotham	P. L. Lincoln
54 Rusk	38	Ladysmith	E. C. Gotham	Charles L. Fifield
55 St. Croix	39	Hudson	Myron R. Goodell	D. W. Maloney
56 Sauk	40	Baraboo	*Alma L. Liessman	Otto W. Arnquist
57 Sawyer	22	Hayward	Mrs. Josephine Grafton	James H. Hill
58 Shawano	40	Shawano	A. L. Pahr	John K. Swenson
59 Sheboygan	44	Sheboygan	W. J. Berger	F. A. Jaeckel
60 Taylor	23	Medford	Mrs. Emma L. Miller	Paul T. Krez
61 Trempealeau	25	Whitehall	Esther M. Bjoland	M. A. Buckley
62 Vernon	36	Viroqua	Nell M. Mahoney	Earl G. Hensel
63 Vilas	16	Eagle River	A. J. Austin	D. O. Mahoney
64 Walworth	34	Elkhorn	Maud Mitchell	Frank Carter
65 Washburn	29	Shell Lake	Lucy A. Leonard	Roscoe R. Luce
66 Washington	24	West Bend	M. T. Buckley	L. J. Jones
67 Waukesha	35	Waukesha	Arthur Tews	Frank W. Bucklin
68 Waupaca	45	Waupaca	O. K. Evenson	David W. Agnew
69 Waushara	25	Wautoma	Arthur Dietz	Wm. N. Martin
70 Winnebago	44	Oshkosh	Avery C. Jones	George P. Sorenson
71 Wood	46	Wis. Rapids	Ella Hessler	Daniel E. McDonald
Total	2,730			Craig P. Connor

\*Appointed for unexpired term.

\*\*Elected to fill vacancy.



COUNTY OFFICERS 1927-1928—Continued


County	Voting Pre-cincts	County Seat	Surveyor	Coroner	
1 Adams	20	Friendship	M. C. Smith	F. Austin	1
2 Ashland	27	Ashland	Jerod W. Day	Louis Sollie	2
3 Barron	39	Barron	J. A. H. Johnson	J. H. Wallis	3
4 Bayfield	37	Washburn	Winfield E. Tripp	Amos M. Hansen	4
5 Brown	48	Green Bay	Harry R. Alberts	Frank J. Hodek	5
6 Buffalo	26	Alma	Carl Michaels	H. T. Stohr	6
7 Burnett	23	Grantsburg	Darius Connor	Claude A. Taylor	7
8 Calumet	15	Chilton	Frank Schwalbach	J. J. Minalan	8
9 Chippewa	41	Chippewa Falls	A. C. Webster	Henry Larson	9
10 Clark	52	Neillsville	S. T. Hewitt	R. R. Rath	10
11 Columbia	41	Portage	H. J. Coming	Charles W. Baker	11
12 Crawford	24	Prairie du Chien	A. L. Hurlbut	Ernest Otteson	12
13 Dane	78	Madison	Philip H. Hintze	W. C. Campbell	13
14 Dodge	59	Juneau	John A. Carroll	Dr. W. J. Schmidt	14
15 Door	20	Sturgeon Bay	Joseph Baucke	Elmer Christensen	15
16 Douglas	38	Superior	Donald Mc Kercher	Z. A. Downs	16
17 Dunn	33	Menomonie	W. A. Harding	Carl Olson	17
18 Eau Claire	28	Eau Claire	Wesley Baker	Robert H. Stokes	18
19 Florence	8	Florence	A. A. Bradley	Wm. C. Haberkorn	19
20 Fond du Lac	51	Fond du Lac	George Marshall	Jas. C. Murray	20
21 Forest	20	Crandon	I. R. Ritter	A. G. Lamond	21
22 Grant	69	Lancaster	John T. Buser	Emil Schwer	22
23 Green	27	Monroe	Charles R. Marshall	Frank A. Shriner	23
24 Green Lake	21	Green Lake	Robert H. Spragg	George W. Morton	24
25 Iowa	30	Dodgeville	Thos. H. Arthur	Florian Jelinski	25
26 Iron	20	Hurley	Matt Plunkett	H. Kalling	26
27 Jackson	29	Blk River Falls	David A. Blencoe	Louis J. Auerbach	27
28 Jefferson	46	Jefferson		Ray J. Pharo	28
29 Juneau	31	Mauston		Joseph Friend	29
30 Kenosha	33	Kenosha	Ben A. Robinson		30
31 Kewaunee	14	Kewaunee			31
32 La Crosse	38	La Crosse	Henry Lueth	Raymond C. Dwyer	32
33 Lafayette	28	Darlington	A. Blake	P. W. Leitzell	33
34 Langlade	25	Antigo	W. C. Webley	John Bentshak	34
35 Lincoln	28	Merrill	Herman Thomas	Alfred H. Schram	35
36 Manitowoc	36	Manitowoc	Otto Gass	W. G. Kemper	36
37 Marathon	71	Wausau	R. H. Brown	George W. Krueger	37
38 Marinette	36	Marinette	James E. Murphy	Ward H. Simcox	38
39 Marquette	18	Montello	George E. Phillips	W. A. Hardell	39
40 Milwaukee	376	Milwaukee	Theodore S. Engel	Henry J. Grundman	40
41 Monroe	38	Sparta	Henry Schroeder	M. J. Lanham	41
42 Oconto	40	Oconto	Peter Netzer	Clyde Davis	42
43 Oneida	25	Rhinelander	Clayton D. Vaughan	Francis P. Hildebrand	43
44 Outagamie	47	Appleton	L. M. Schindler	Herbert E. Ellsworth	44
45 Ozaukee	21	Port Washington	Wm. John	George B. Horn	45
46 Pepin	12	Durand	Julius Bauer	Dr. G. C. Harper	46
47 Pierce	27	Ellsworth		George Hoyer	47
48 Polk	36	Balsam Lake	C. P. A. Jensen	John A. Krusche	48
49 Portage	33	Stevens Point	Julian F. Maxfield	H. D. Boston	49
50 Price	29	Phillips	Frank Henry	Wm. B. Brandenburg	50
51 Racine	23	Racine	Louis Pope	W. F. Kison	51
52 Richland	22	Richland Ctr.	Alvin Bannister	J. T. Barto	52
53 Rock	45	Janesville	Alex W. Ely	Lynn A. Whaley	53
54 Rusk	38	Ladysmith	John Diamond	O. B. Ellingboe	54
55 St. Croix	39	Hudson	J. H. Chatterson	W. W. Beebe	55
56 Sauk	36	Baraboo	H. E. French	Dr. F. E. Tryon	56
57 Sawyer	22	Hayward	Otto Gobler	W. F. Buck	57
58 Shawano	40	Shawano	J. J. Melendy	Walter H. Garfield	58
59 Sheboygan	44	Sheboygan	Jerry Donahue	Dr. C. M. Sonnenb'g	59
60 Taylor	28	Medford	Charles H. Beyer	I. C. Hartwig	60
61 Trempealeau	25	Whitehall	C. J. Van Tassel	Jack E. Rhode	61
62 Vernon	36	Viroqua	Alex Ristow	John Jacobson	62
63 Vilas	16	Eagle River	W. J. Walsh	P. J. Gaffney	63
64 Walworth	34	Elkhorn	William Child	W. F. Best	64
65 Washburn	29	Shell Lake	Richard Andrews	Leo Sabian	65
66 Washington	24	West Bend		Clemens Reinders	66
67 Waukesha	35	Waukesha	Walter G. Caldwell	John Schaeffel	67
68 Waupaca	45	Waupaca	H. C. Miller	Robert Van Adestine	68
69 Waushara	25	Wautoma	George Ellis	W. E. Buckley	69
70 Winnebago	44	Oshkosh	A. E. McMahon	Roy Peterson	70
71 Wood	46	Wis. Rapids			71
Total	2,730				

## COUNTY OFFICERS 1927-1928—Continued

County	County Seat	County Clerk	Treasurer
1 Adams	Friendship	Carl M. Smedbron	A. D. Fuller
2 Ashland	Ashland	Edwin H. Quistorff	Henry D. Klein
3 Barron	Barron	F. S. Woodard	Emily Johnson
4 Bayfield	Washburn	Ludwig Tranmal	Randall W. Smith
5 Brown	Green Bay	Harold J. Neville	Ole Hansen
6 Buffalo	Alma	Samuel Meyer	Rosa Tritsch
7 Burnett	Grantsburg	Chas. G. Hjort	Julius Ortendahl
8 Calumet	Chilton	Jas. H. Brocker	William L. Griem
9 Chippewa	Chippewa Falls	John R. Harris	John F. Kelly
10 Clark	Neillsville	John J. Irvine	Mary Rude
11 Columbia	Portage	H. R. Tongen	Mary L. Diehl
12 Crawford	Prairie du Chien	Sam Slotmark	Wm. J. Rider
13 Dane	Madison	Selma I. Fjelstad	Herbert J. Rinder
14 Dodge	Juneau	Emil F. Becker	Herman E. Krueger
15 Door	Sturgeon Bay	R. Herlache	Emil Miller
16 Douglas	Superior	A. R. Cole	W. C. Smith
17 Dunn	Menomonie	A. O. Quilling	Ole Nesseth
18 Eau Claire	Eau Claire	John H. Nygaard	Chas. A. Singel
19 Florence	Florence	C. Elmer Erickson	Chas. R. Tiderman
20 Fond du Lac	Fond du Lac	Martha M. Bartlett	Michael Washbush
21 Forest	Crandon	W. E. Mountain	John Kuss
22 Grant	Lancaster	James T. Webb	Lincoln W. Hounsell
23 Green	Monroe	Mazie V. Bowen	C. W. Lengacher
24 Green Lake	Green Lake	G. A. Weinkauf	Geo. S. Thrasher
25 Iowa	Dodgeville	Will M. Bishop	David Ellis
26 Iron	Hurley	Charles A. Noren	Luella Trier
27 Jackson	Black River Falls	Axel Odeen	Albert Knutson
28 Jefferson	Jefferson	Wm. A. Muck	Frederick Bullwinkel
29 Juneau	Mauston	James Allaby	Ross Williams
30 Kenosha	Kenosha	Iva B. Russell	George H. Lauer
31 Kewaunee	Kewaunee	Jas. G. Lazansky	Jas. M. Miziva
32 La Crosse	La Crosse	Hubert D. Staats	Marvin Johnson
33 Lafayette	Darlington	E. P. Noble	Rowe Williams
34 Langlade	Antigo	W. I. Strong	John Callahan
35 Lincoln	Merrill	Ann Severt Frazier	August J. Braun
36 Manitowoc	Manitowoc	Viola Kasten	Arthur E. Mueller
37 Marathon	Wausau	E. H. Kuhlman	William R. Kumbier
38 Marinette	Marinette	Peter H. McAllister	Ben H. Clough
39 Marquette	Montello	J. C. Bennett	Ed. Gelhar
40 Milwaukee	Milwaukee	William J. Cary	Patrick McManus
41 Monroe	Sparta	A. L. Nicol	Ole J. Jackson
42 Oconto	Oconto	Mildred Elliott	Asa J. Couillard
43 Oneida	Rhineland	John J. Verage	Anna Moe
44 Outagamie	Appleton	John C. Hantschel	Marie Ziegerhagen
45 Ozaukee	Port Washington	John Bichler	Max Gunther
46 Pepin	Durand	W. C. Richardson	C. V. Hewitt
47 Pierce	Ellsworth	Ole J. Hohle	Fred W. Kendall
48 Polk	Balsam Lake	V. A. Hansen	Edw. Anderson
49 Portage	Stevens Point	Ruth McCallum	Earl Newby
50 Price	Phillips	Joshua Jones	Wm. D. Anderson
51 Racine	Racine	Harry Bosinger	Martin Christensen
52 Richland	Richland Center	E. H. Martin	Clare Barnes
53 Rock	Janesville	Sylvia Fero	Arthur M. Church
54 Rusk	Ladysmith	Elmer W. Hill	John L. Boldon
55 St. Croix	Hudson	Halkon S. Offerdahl	Reuben S. Roe
56 Sauk	Baraboo	Nellie Scales	Arthur Wiedman
57 Sawyer	Hayward	Elmer Anderson	Ola F. Frets
58 Shawano	Shawano	O. O. Wiegand	Albert Gustman
59 Sheboygan	Sheboygan	Henry W. Timmer	F. W. Zimmerman
60 Taylor	Medford	Fred Herrmann	J. M. Zenner
61 Trempealeau	Whitehall	Alice M. Larson	Ed Erickson
62 Vernon	Viroqua	Berlie Moore	Amund Belland
63 Vilas	Eagle River	Mary Houg	Chas. H. Adams
64 Walworth	Elkhorn	Leo D. Dunlap	Harley C. Norris
65 Washburn	Shell Lake	Archie F. Cameron	Geo. L. Cott
66 Washington	West Bend	R. G. Kraemer	Henry Kuhnaupt
67 Waukesha	Waukesha	William Koehler	Daniel J. Pierner
68 Waupaca	Waupaca	Louis F. Shoemaker	L. J. Stadler
69 Waushara	Wautoma	J. J. Johnson	Anna B. Youngman
70 Winnebago	Oshkosh	Geo. W. Manuel	Carroll H. Larrabee
71 Wood	Wisconsin Rapids	Sam Church	James E. La Vigne

COUNTY OFFICERS 1927-1928—Continued

District Attorney	Sheriff	Register of Deeds	Clerk of Court
1 Fulton Collipp	W. N. McCullough	E. E. Smith	Claude B. Meteyard 1
2 G. Arthur Johnson	Edward Dormady	William C. Knowles	Thos. N. Upthegrove 2
3 Clarence E. Soderberg	Mary Jacobson	Anna E. Blossingham	E. V. Babcock 3
4 Charles T. Morris	Hjalmar Trotman	Nels Myhre	John Froseth 4
5 Raymond E. Evrard	Joseph Francis	Rigney L. Dwyer	Michael Doherty 5
6 G. L. Broadfoot	Chris Halverson	Chas. H. Kasse	Darwin W. Ulrich 6
7 Clive J. Strang	Chas. H. Saunders	Agnes Olsen	J. C. Jensen 7
8 Fred. C. Aebischer	Charles Groeschel	Charles M. Luther	Michael Schwarz 8
9 Harold E. Stafford	Val. W. Connell	Olaf C. Thorpe	R. J. Emerson 9
10 Victor W. Nehs	Herman J. Olson	John P. Kintzele	Geo. A. Ure 10
11 Elton J. Morrison	J. D. Niemann	A. W. English	John H. Peterman 11
12 A. B. Curran	E. L. Haggerty	Thos. E. Gander	C. E. Peterson 12
13 Glenn D. Roberts	Fred T. Finn	C. A. Lewis	Herbert F. Hansen 13
14 John A. Thiel	Emil F. Nitschke	Nelson Bonner	Edwin C. Beske 14
15 G. M. Stapleton	Al. Osmunson	Bert Carmody	Frank Wellever 15
16 James R. Hile	H. A. Turnbull	Wm. McDougal	Charles E. Nelson 16
17 Farnham A. Clark	C. W. Hellum	Maude Lancton	L. G. Ketchpaw 17
18 Victor M. Stols	T. L. Anderson	Anton M. Anderson	H. S. Lund 18
19 Arthur M. Sells	James Doyle	Clarence Bomborg	George W. Baird 19
20 Laurence E. Gooding	Fred W. Schlaak	John G. Brunkhorst	Cora B. Stevens 20
21 Harold W. Krueger	Wm. P. Clawson	E. O. Woodbury	Gay L. Ferguson 21
22 R. M. Orchard	Bert L. Morse	M. Ethel Utt	Fred C. Burr 22
23 Bruce M. Blum	Robert W. Blumer	Mrs. Belle Burk	Max G. Booth 23
24 Reuben W. Peterson	Joe E. McGee	Geo. W. Williams	James Leigh 24
25 C. H. Knudson	Russell T. Williams	J. H. Bray	Ina M. Potterton 25
26 Louis H. Reid	Richard Killomaa	Herbert Becker	Joseph La Fave 26
27 Donald M. Perry	Carl Carlson	Hans A. Johnson	Frank S. Pomroy 27
28 Harold C. Smith	Mrs. John C. Gruel	Carydon T. Fargo	J. C. Braudel 28
29 Robert P. Clark	Lyall Wright	Herman M. Ruk	Vernon Wright, Sr. 29
30 Lewis W. Powell	John L. Wattles	John F. Schmitt	Adolph Strangberg 30
31 L. W. Bruemmer	Frank J. Toddy	Louis G. Stangel	G. C. Webb 31
32 Lawrence J. Brody	Walter J. Rice	Charles J. Wachs	Leonard Kleeber 32
33 Paul B. Conley	Hugh Moore	Floyd E. Olson	J. W. Metcalf 33
34 Earl J. Plantz	Willis L. Jones	Herman A. Friedeman	A. J. Nowotny 34
35 Francis J. Golden	Hugo F. Hanig	W. M. Allen	Geo. A. Schroeder 35
36 Edward Meyer	R. H. Beduhn	Gust Eggert	Charles E. Cary 36
37 Gerald J. Boilean	Arthur W. Stewert	George A. Kunkel	Henry A. Beilke 37
38 Norman B. Langill	Oscar Dahl	Adeline B. Pratt	Oscar A. Anderson 38
39 K. J. Callahan	Herman Zabel	J. E. Wall	S. B. Robinson 39
40 Eugene Wengert	Charles Schallitz	Phillip C. Westfahl	Chas. C. Maas 40
41 William M. Gleiss	William C. Albrecht	John C. Meyers	Ole H. Doprud 41
42 John B. Chase	Chris. Hermesen	John Wesner	Joseph E. Keefe 42
43 Earl L. Kennedy	Lloyd H. Brooker	Chas. E. Davis	Hannah A. McRae 43
44 John A. Lonsdorf	Otto H. Zuehlke	Albert G. Koch	Harry A. Shannon 44
45 Nicholas H. Roden	John Behrendt	Wm. Ahlhauser	Wm. Schuknuht 45
46 W. E. Thurston	Wm. E. Plummer	W. C. Thompson	Reubin Anderson 46
47 Theodore A. Waller	Martin L. Kjelstad	Fred G. Magee	Walter E. Warren 47
48 Howard D. Blanding	James A. Olson	J. H. Towers	Walter T. Petersen 48
49 Walter B. Murat	John F. Kubiseah	Ed. Larson	P. E. Webster 49
50 Jerome V. Ledvina	Bert C. Alm	Dorothy Chandler	Henry Niebauer 50
51 L. D. Potter	Chas. J. Skewes	Louis L. Peterson	Helen L. Blythe 51
52 Van R. Coppernoll	D. O. Dietzman	Chas. Clarson	F. D. Reed 52
53 George S. Geffs	H. B. Moseley	F. P. Smiley	Jesse Earle 53
54 H. F. Duckart	Wm. Dodson	E. M. Worden	C. D. Swaim 54
55 W. R. Kirk	Geo. B. Mennes	Harriet E. Walker	Norman G. Larson 55
56 Frank B. Moss	Wm. H. Ode	Carl M. DuBois	H. H. Prange 56
57 J. C. Davis	John S. Johnson	Walter J. Duffy	Alex Pearson 57
58 R. H. Fischer	James F. George	'Illie Stark	Frank M. Hoening 58
59 Herman C. Runge	Paul W. Schmitt	Edwin Koellmer	E. A. Hickey 59
60 T. W. Andersen	Charles J. Stellick	J. W. Benn	M. W. Truax 60
61 Elmer E. Barlow	Martin D. Brom	Morris Hanson	Eugene J. Kidder 61
62 Martin Gulbrandsen	Martin O. Larson	Paul F. Paulsen	Luna Gosling 62
63 Geo. E. O'Connor	Thos. McGregor	Fern Scott	Hunter Case 63
64 Chas. M. Williams	Hal. E. Wylie	Frank G. Holmes	John G. Voss 64
65 A. C. Barrett	Mrs. M. I. Waggoner	Frank A. Kuleer	John W. McCullough 65
66 Henry P. Schmidt	John Hetzel	Wm. T. Leins	John H. Klessig 66
67 Herman R. Salen	Alvin J. Redford	Geo. T. Anderson	Samuel D. Connell 67
68 L. D. Smith	J. O. Hanson	Potter H. Jorgensen	Inglebreth Ovrom 68
69 Gad Jones	John M. Frotheroe	E. R. Barnard	W. L. Roberts 69
70 Frank B. Keefe	Walter Plummer	Selba G. Stocum	Frank W. Schneider 70
71 Marvin S. King	Martin Bey	Henry Ebbe	A. B. Bever 71



A cool, well shaded highway, typical of the Wisconsin road plan.