
Election Statistics

Primary Election 1922

Party Platforms

General Election Tables

Congressional

Judicial

Legislative

Territorial Organizations

Constitutional Conventions

Wisconsin Legislature 1923

U. S. Senators and Assemblymen

Since 1848

PRIMARY ELECTION—1922

VOTE FOR GOVERNOR

VOTE FOR U. S. SENATOR

Counties, Towns, Cities and Villages Election Districts	Bentley Dem.	Mathie Dem.	Welles Pro.	Blaine Rep.	McHenry Rep.	Morgan Rep.	Arnold Soc.	Scattering	Hooper Dem.	Bucknam Pro.	Ganfield Rep.	La Follette Rep.	Scattering
ADAMS CO.—													
Adams.....	1	1		56	3	11	1		2		15		58
Big Flats.....	2			34		1			2		1		38
Colburn.....				50		7					4		56
Dell Prairie.....				20	4	31					25		30
Easton.....		2		46	3	35			2		42		47
Jackson.....	1	1		64	2	23			3		33		58
Leola.....	2	1		17		14			1		13		18
Lincoln.....	2	1		69	1	10			1		14		67
Monroe.....				60		22			1		18		66
New Chester.....	1			73	2	44		1	2		41		84
New Haven.....	3			79	3	32			5		32		88
Preston.....		2		43	2	14	1		1		15		48
Quincy.....				50		8					2		54
Richfield.....				36		24		1			13		46
Rome.....		2		31		19	1		1		12		47
Springville.....		1		42	1	22			1		29		38
Strongs Prairie.....	1	2		132	3	12			2		8		136
Adams, vil.....	4	1		446	3	38		2	4		27		459
Friendship, vil.....	3	5		70		59			6		55		80
Total.....	20	20		1,418	27	426	3	4	34		399	1,518	8
ASHLAND CO.—													
Agenda.....	1		1	109	3	10				1	11		113
Ashland.....				145		3					7		146
Butternut.....		1	2	107	3	5			1	2	3		111
Gordon.....	1	1		63	2	18		1	2		27		64
Jacobs.....	2	3	1	250	3	33			7	1	31		258
La Pointe.....		1		34	4	37			1		38		37
Marengo.....	2	1	2	64	3	13	1		2	2	17		64
Morse.....				84	1	15		1			17		84
Peeksville.....		1		37	3	4	2		1		2		44
Sanborn, 1st prec.....				86	2	15					18		88
Sanborn, 2nd prec.....	2	2		114	3	52		1	4		46		132
Shanagolden, 1st prec.....				29	1	5					6		29
White River.....	1	1	1	102	5	55			2	1	59		105

Butternut, vil.	8	2		141	2	25			8		19	154	
Ashland, city:													
1st ward				214	3	72					74	220	
2nd ward	2	2		261	7	91	1		6		89	282	
3rd ward	3	1		166	4	212		1	7		198	184	1
4th ward	1	1		139	3	92		1	3		86	145	1
5th ward	1	1	3	190	6	112			1	3	116	195	1
6th ward	1	3		236	8	137		3	5		142	248	3
7th ward	1	3		374	5	51			3		56	376	
8th ward				335	7	25					27	339	
9th ward		1		302	1	12	2		2		17	301	
10th ward	2	4	2	306	4	15	7		4	2	17	308	
Mellon, city:													
1st ward	2	4		93	4	46	1		6		47	94	
2nd ward	1			63	3	34					33	65	
3rd ward	1		1	45	1	19		1	2	1	20	40	1
Total	32	39	13	4,089	91	1,208	14	9	67	13	1,223	4,226	10
BARRON CO.—													
Almena		2	1	101	6	50		2	2		46	110	3
Arland			2	123	1	45					42	122	
Barron			2	140	3	73		4	1	1	63	156	2
Bear Lake				5	1	84				1	4	81	
Cedar Lake			2	51	3	9		1		2	11	56	
Chetek	1	4	2	195	3	32	1		4		32	206	1
Clinton				209	6	50					54	214	
Crystal Lake	1		1	106	1	41	1				36	112	1
Cumberland	2	3		145	3	25			3		26	153	
Dallas		1	2	192		43		1	1	2	35	190	2
Dovre				235		16		1			14	237	
Doyle				58		9					8	58	
Lakeland	1		1	92	4	41			1	1	33	110	
Maple Grove	1		2	219	5	78			1	2	73	230	
Maple Plain	1			51	7	16			1		8	67	
Oak Grove		1		140	3	42					35	152	
Prairie Farm			1	147	1	25				1	25	149	
Rice Lake		1		182	1	12	3	4	4		11	185	
Stanfold			1	166	1	7					6	169	
Stanley		1		147		49	3	1	1		47	149	
Sumner			1	121	1	43		1	1	1	40	129	
Turtle Lake	1			54	1	9		1			5	58	2
Vance Creek	2	1		135	1	16		1	2		15	134	1
Cameron, vil.	2	3	2	92	2	85		1	6	3	79	104	3
Dallas, vil.	1	1		105		17			2		14	104	
Haugen, vil.	1			26		16					14	30	

Primary Election—1922—Continued

VOTE FOR GOVERNOR

VOTE FOR U. S. SENATOR

Counties, Towns, Cities and Villages Election Districts	Bentley Dem.	Mathie Dem.	Welles Pro.	Blaine Rep.	McHenry Rep.	Morgan Rep.	Arnold Soc.	Scattering	Hooper Dem.	Bucknam Pro.	Ganfield Rep.	La Follette Rep.	Scattering
Prairie Farm, vil.				37	2	22					19	42	
Turtle Lake, vil.		3		71		47		1	2		42	77	
Barron, city		1	2	167	12	308	1			1	284	205	
Chetek, city	1	4		171	1	141			5	2	129	180	
Cumberland, city	4	7		102	14	267			13		246	133	
Rice Lake, city:													
1st ward	1	5	2	208	11	159							
2nd ward		1	1	155	12	57		1	6	1	157	230	
3rd ward	2	2	1	159	1	18			1		55	173	1
4th ward	2	3	3	356	6	63	1		3		9	171	
									3	3	58	370	
Total	24	44	30	4,742	113	1,936	11	20	63	21	1,775	5,046	16
BAYFIELD CO.—													
Barksdale		3		91	4	18		1	3		13	99	1
Barnes				50	1	8					7	53	
Bayfield	3	2		49	1	53			2		51	52	
Bayview		1		92	3	20			1		23	91	
Bell	1			39	4	22	1		1		29	37	2
Cable				52	2	26		1			26	53	
Clover	1			51	6	20	3			1	15	65	2
Drummond	2		2	159	4	54	1		3	1	43	172	
Eileen				68	4	14	2				8	77	
Hughes				44	1	11					11	49	
Iron River	3	3	2	179	1	75		1	4		67	189	3
Kelly				90		21	2	1			22	94	3
Keystone	2	2		34	3	21			2		19	41	
Lincoln		1		67	3	10					12	69	
Mason	1	1		120	5	70			2		58	133	
Namekagon		1		24	2	5			1		5	24	
Orienta				27		17					14	30	
Oulu				68	10	20	3				21	76	
Pilsen	2	1		56	2	12			2		8	60	
Port Wing		2		123	2	66	2		1		68	122	2
Pratt		2	1	86	2	30				1	25	92	1
Russell				48	1	11		1			12	52	
Tripp			1	48	1	7				1	10	46	


Washburn.....			1	115		19			1	10	121		
Cable, vil.....				40		23				19	45		
Bayfield, city:													
1st ward.....		1		49	1	45	1			47	49		
2nd ward.....		1		29	1	21				20	32		
3rd ward.....		1	2	81	1	32			1	1	24	85	
4th ward.....			1	27	1	31				1	27	33	
Washburn, city													
1st ward.....	1			171	8	101	1		1	104	183	1	
2nd ward.....				106		21				21	109		
3rd ward.....		1		131	2	18			1	12	142		
4th ward.....	2			129	2	30				26	137		
5th ward.....				89	1	41				34	102		
6th ward.....		1	2	126	2	20			2	15	135		
Total.....	18	24	12	2,758	81	1,013	16	5	26	9	926	2,947	15
BROWN CO.—													
Allouez.....	6	9		185	17	61			8	1	59	200	
Ashwaubenon.....	4	5		89		8			11		7	92	
Bellevue.....	4	7		51	2	10			10		11	53	
De Pere.....	5	31		46	5	13			26		9	58	
Eaton.....	4	8	1	44	5	11			13	1	16	43	
Glenmore.....	4	13		106	3	15	1		12		15	109	
Green Bay.....				44	14	5					13	59	
Hobart.....	4		1	77	2	16			3	1	14	81	
Holland.....	4	14		88	2	9			18		14	83	
Howard.....	7	11		122	16	36			21		49	130	
Humboldt.....	3	3		61	6	11			3		11	71	
Lawrence.....	7	25	5	142	5	28	1		53	5	32	135	
Morrison.....	8	2		190	4	23			9		18	202	
New Denmark.....	1	4	1	226	2	7			7		18	214	
Pittsfield.....	1	2		113	8	26			3		31	122	
Preble.....	7	9		328	8	64	1		10		51	161	
Rockland.....	8	11		47		14			20		6	55	
Scott.....	1	1	1	147	6	35	1			1	33	162	
Suamico.....	1	10		51	23	3			9		20	64	
Wrightstown.....	5	13	1	130	5	25			18	1	23	105	
City of De Pere:													
1st ward.....	12	49	1	106	6	136			42		145	106	
2nd ward.....	27	71		101		43			74		49	95	
3rd ward.....	5	34		131	6	79	2		36		75	141	
4th ward.....	14	14	1	98	6	24	1		23	1	25	102	
City of Green Bay:													
1st ward.....	7	16		153	20	266			21		274	175	
2nd ward.....	8	13	1	307	28	184	1		21	1	191	335	

Primary Election—1922—Continued

VOTE FOR GOVERNOR

VOTE FOR U. S. SENATOR

Counties, Towns, Cities and Villages Election Districts	Bentley Dem.	Mathie Dem.	Welles Pro.	Blaine Rep.	McHenry Rep.	Morgan Rep.	Arnold Soc.	Scattering	Hooper Dem.	Bucknam Pro.	Ganfield Rep.	La Follette Rep.	Scattering
3rd ward.....	13	16	1	200	26	190			25	1	212	222	
4th ward.....	13	12		236	26	151	1		21		174	222	
5th ward.....	10	9	1	285	11	59	5		16	1	53	304	
6th ward.....	5	14	3	178	24	84			15	3	95	193	
7th ward.....	6	4	1	173	8	58			8	1	61	175	
8th ward.....	4	7		265	22	65			7	2	74	282	
9th ward.....	7	3		236	9	39	4		8		43	239	
10th ward.....		6	1	268	12	14	1		6	1	21	279	
11th ward.....	2	4		307	9	38	4		6		36	322	
12th ward.....	3	6		279	13	69	2		8		75	296	
13th ward.....	10	7		361	15	73	2		10		84	374	
14th ward.....	5	4		425	11	45			7	1	40	447	
15th ward.....	6	10		167	13	159	2		10		159	178	
16th ward.....	10	13	2	253	12	133	5	1	19	1	140	259	
17th ward.....	4	8		163	10	50			12		46	281	
18th ward.....	8	11		375	4	69	1		16		74	382	
19th ward.....	1	5	1	361	5	25	1		6		21	373	
20th ward.....	1	6		427	10	23			3	1	22	440	
Denmark, vil.....	1	11		102	11	35			12		37	104	
Pulaski, vil.....	6	6		78	57	43	2		11		53	113	
Wrightstown, vil.....	5	23		76	7	2			19		12	70	
Total.....	277	560	25	8,368	514	2,585	38	3	716	24	2,741	8,708	
BUFFALO CO.—													
Alma.....				131		26					12	151	
Belvidere.....				125	4	23					16	144	
Buffalo.....				63	6	11	1		1		17	64	
Canton.....		1		84	7	35			1		28	101	
Cross.....				123	3	7			1		4	128	
Dover.....	1		1	155	4	23	1		1	1	22	155	
Gilmanton.....	1			116	4	117			3		116	122	
Glencoe.....	1	2	1	55	3	18	1	1	1	1	13	65	
Lincoln.....				110	4	10			1		3	123	
Marxville.....				54	2	15					18	56	
Milton.....				68	3	7	4				2	79	
Mondovi.....				103	4	63					58	114	



SENATORS OF THE WISCONSIN LEGISLATURE

- (1) John E. Cashman, (2) Timothy Burke, (3) Walter Polakowski,
 (4) Oscar H. Morris, (5) Bernard Gettelman, (6) Joseph J. Hirsch,
 (7) William F. Quick, (8) Geo. F. Czerwinski, (9) Ben H. Mahon,
 (10) George B. Skogmo, (11) Marcus A. Kemp,

Modena.....				176	5	23					28	178	
Montana.....			1	52	5	4				1	4	59	
Naples.....			1	111	1	30	1				23	117	1
Nelson.....	1	3	1	197	10	54				7	1	45	233
Waumandee.....	1			82	6	28						19	99
Alma, city:													
1st ward.....				83	4	54						42	114
2nd ward.....				36	4	60						56	48
3rd ward.....				80	7	26						30	93
Buffalo, city:		1		63	2	6						4	76
Cochran, vil.				108	1	25	1					22	114
Fountain, city:													
1st ward.....		4		104	1	23			4			24	101
2nd ward.....	1			151		15	2		1	1		11	156
Mondovi, city:													
1st ward.....	1	1	1	95	5	168			2	1		161	112
2nd ward.....	1		2	150	6	133	1	1	2	1		123	170
Total.....	9	16	8	2,675	101	1,004	12	2	24	7	901	2,972	3
BURNETT CO.—													
Anderson.....	1			155	2	14		1	1		20	147	1
Blaine.....	1			38	3	1					2	40	
Daniels.....				156	4	25					23	157	
Dewey.....			2	45	1	30					31	45	1
Grantsburg.....	1			143	1	16	2				14	145	
Jackson.....				48	3	8					8	53	
La Follette.....	1	1		53	1	16			1		13	59	
Lincoln.....	2			60	3	11			1		6	70	
Meemon.....				107	3	26	2				21	114	
Oakland.....				90	2	17	1				16	90	
Roosevelt.....	1			40	6	16	1				11	49	
Rusk.....				21	1	1						22	
Sand Lake.....			2	68	1	15					13	72	
Scott.....				17		2	1				5	13	
Siren.....		1		102	4	47	2				37	118	
Swiss.....	1		1	60	3	64	1	2	2		55	74	1
Trade Lake.....	2		1	269	4	32	2		3	1	28	277	
Union.....	1			26	2	19			1		24	25	
Weblake.....			2	9		12					8	12	
West Marshland.....	1		2	64	3	14			1	2	12	67	
Wood River.....		1	1	249	6	53	1			1	41	268	
Grantsburg, vil.				212	8	138				1	113	234	
Webster, vil.	1			76	1	48	4				37	87	
Total.....	13	3	11	2,108	62	625	16	3	10	5	538	2,238	3

Primary Election—1922—Continued

VOTE FOR GOVERNOR

VOTE FOR U. S. SENATOR

Counties, Towns, Cities and Villages Election Districts	Bentley Dem.	Mathie Dem.	Welles Pro.	Blaine Rep.	McHenry Rep.	Morgan Rep.	Arnold Soc.	Scattering	Hooper Dem.	Bucknam Pro.	Ganfield Rep.	La Follette Rep.	Scattering
CALUMET CO.—													
Brillon	4	1	1	215	7	9	1		5	1	6	227	
Brothertown	5	4		151	3	19			4		12	159	
Charlostown	20	12	1	132	4	27	4		28	1	11	154	
Chilton	14	22		84	6	11	2		30		10	90	
Harrison	14	5	1	173	14	13	2		12		6	190	
New Holstein	3	3	1	145	1	2	4		4		8	147	
Rantoul	10	14		132	5	11	8		25		1	147	
Stockbridge	17	23		73	10	10	1		28		10	82	
Woodville	3	1	1	140	2	11			4		6	141	
Brillon, vil.	8	5	1	183	12	49			10	1	40	204	
Chilton, city	117	59		219	5	94	13		105		77	237	
Hilbert, vil.	1	6	1	90	9	19			6	1	8	108	
New Holstein, vil.	2	2		304		22	4		3		20	315	
Kiel, 2nd prec.		3		25		8			3		7	26	
Stockbridge, vil.	8	11		18	9	6	2		15		7	26	
Total	226	171	7	2,084	97	311	41		282	4	229	2,253	
CHIPPEWA CO.—													
Anson			1	137	2	24		1			26	141	1
Arthur			1	94		8				1	8	97	
Auburn		2		175	5	32					30	189	
Birch Creek	3			63	5	5			2		9	66	
Bloomer	1	2		165	4	15			3	1	14	175	
Cleveland			2	64	6	48					50	70	
Colburn	1		1	165	2	25					23	169	
Delmar	1	2		159	5	49			3		45	173	
Eagle Point		2	2	169	9	62	1	1	2	2	61	175	2
Edson	3	1	1	118	6	43			4	1	40	125	
Estella				64		26					21	70	
Goetz		1	1	121		13				1	2	130	
Hallie	1			134	3	11			1		18	130	
Holcombe	3		1	40	2	60	1		3		68	41	
Howard				120	5	13	2				11	127	
La Fayette				186	5	33	2				28	200	
Ruby			3	60	2	32	5			3	31	66	

Sampson		1	1	107	3	30				1	29	113	
Sigel				61	1	5					5	64	
Tilden	7	1		162	6	9			1		8	170	
Wheaton		1		100	10	42		1	1		41	108	
Woodmchr	2	1		144	2	35		1	3		32	150	
Boyd, vil.		5		56	4	27			5		17	68	
Cadott, vil.	1	3		111	7	42			3	1	61	97	
Cornell, vil.	3	1	2	84	20	108		1	1	2	105	111	1
New Auburn, vil.			1	52	2	43				1	53	61	
Bloomer, city	1	6	2	289	8	197			5	2	175	326	
Stanley, city:													
1st ward				78	1	74			1		75	81	
2nd ward	1	3		67		65					54	75	
3rd ward				75		41				1	35	80	
4th ward	2	2	2	113		48			5	3	47	113	
Chippewa Falls, city:													
1st ward	1			204	11	35			1	1	23	230	
2nd ward	4	3		260	16	41			4		39	280	
3rd ward	4	3		179	11	77	2		7		75	202	
4th ward	1	2	1	114	6	133		1	3	1	129	128	1
5th ward	3	1		219	6	181	1		2		172	239	
6th ward				184	6	76					65	200	
7th ward				143	5	28	1		2		31	147	
8th ward		3		158	18	86			1		92	175	
9th ward			1	195		26				1	21	204	
10th ward	1	1		149	2	22		2	3		16	163	2
Total	44	48	24	5,338	206	1,990	15	8	66	23	1,885	5,729	7
CLARK CO.—													
Beaver	1	1		94	7	27			2		22	104	
Butler	1		4	11	3	26			1	4	28	9	
Colby				81	2	15	1				11	88	
Dewhurst				17		5					5	18	
Eatons		2		91	2	46			1		51	90	
Fremont		1		211	8	35	1		1		30	230	
Grant			2	185	1	85	1			2	74	198	
Green Grove	1			135	1	11					16	134	
Hendren	1			48	5	18	7		3		16	63	
Hewett				52		18					14	54	
Hixon	2			146	6	34					36	149	
Hoard	1			113	5	36			1		31	127	
Levis	1	1		69	2	27	1		2		21	70	
Longwood	4		1	140	6	29	7		6	1	38	140	
Loyal		1	2	138	3	55				1	43	152	
Lynn	1		1	144	8	17	2		2		17	154	

Primary Election—1922—Continued

VOTE FOR GOVERNOR

VOTE FOR U. S. SENATOR

Counties, Towns, Cities and Villages Election Districts	Bentley Dem.	Mathie Dem.	Welles Pro.	Blaine Rep.	McHenry Rep.	Morgan Rep.	Arnold Soc.	Scattering	Hooper Dem.	Bucknam Pro.	Ganfield Rep.	La Follette Rep.	Scattering
Mayville.....				183	2	19					14	193	
Mead.....				37	1	5					7	35	
Mentor.....	3		1	113	3	87	1		4		89	118	
Pine Valley.....		1		160	4	58	1		1		46	185	
Reseberg.....	5	1		79	2	26			7		23	87	
Sherman.....	1	1		122	2	58			1		57	129	
Seif.....	1			43		7			1		5	46	
Sherwood.....		1		29	1	12			1		13	27	
Thorp.....	5	1		138	8	32			6		37	139	
Unity.....			4	120		55				4	50	129	
Warner.....			1	147		39	5			1	41	151	
Washburn.....	3		1	67	2	27			3	1	25	68	
Weston.....		1		148	9	25					28	155	
Withee.....	1			42	17	27			4		42	42	
Worden.....	2			158	11	35	2		1		46	159	
York.....	1			183	7	110	1				98	203	
Abbotsford, vil.....	2	2	1	104	2	65	1		2		62	116	
Colby, city.....	3	2		67	7	44			4		35	99	
Curtis, vil.....				29	1	15	1				14	35	
Dorchester, vil.....	2			66	8	25			1		24	79	
Granton, vil.....	2	1		48	5	57			2		55	55	
Greenwood, city.....	3	4	1	91	3	149			5	1	129	106	
Loyal, vil.....	4	2		86	6	139	1		6		128	111	
Neillsville, city:													
1st ward.....				119	5	89					76	135	
2nd ward.....	1	1		134	9	142			2		125	138	
3rd ward.....				166	2	219					200	188	
Owen, vil.....	5	5		121	5	149	2		10	1	127	142	
Thorp, vil.....	5	1	2	63	7	72	2		5	1	75	64	
Unity, vil.....				12		14					11	17	
Withee, vil.....	3	2		86	1	38			5		34	85	
Total.....	65	33	20	4,636	189	2,323	37		90	17	2,169	5,016	
COLUMBIA CO.—													
Arlington.....	2	3	1	141		122	1	1	2	1	89	162	1
Caledonia.....			2	149	7	62			2		60	157	

Columbus.....	2	1	1	105	2	21			3	1	14	115	
Courtland.....				62		68					68	61	
Dekorra.....		2	1	84	2	55			4		54	93	
Fort Winnebago.....	1	3		103	13	28			3		32	116	
Fountain Prairie.....	4	2		124	1	25			4		25	126	
Hampden.....		1	1	146	3	17			1	1	20	140	1
Leeds.....	2	2		173	2	33			1		29	178	1
Lewiston.....	2			96	3	49			2		28	129	
Lodi.....				74	1	72					57	90	
Lowville.....				145	4	31	1	1		1	29	157	
Marcellon.....		3		117	4	40			3		44	119	
Newport.....			1	49	4	14				1	10	57	
Otsego.....			1	171	2	38				1	3	184	
Pacific.....	1	2		57	1	14			2		11	63	
Randolph.....	1	1		124	3	92	2		3		79	93	
Scott.....	1	1		89	3	45			1	1	43	134	
Springvale.....	1	2		87		32	2		2	1	37	89	
West Point.....	1	1		72		40			1		32	80	1
Wycocena.....	1	2		101		52			2		48	110	
Cambria, vil.....			1	49	3	283					283	57	
Doyle town, vil.....	6	1		29	4	29			4		25	39	1
Fall River.....				30		78	1		1		73	37	
Kilbourn City, vil.....	3	6	3	137	6	178		3	9	2	161	163	3
Lodi, vil.....		2	2	122	4	212	4		2	1	181	155	
Pardeeville, vil.....	2	1	2	120	4	142		1	3	2	135	132	
Poynette, vil.....	1	4	1	71	1	136			4	2	131	75	
Randolph, vil.....				10	2	111					110	11	
Rio, vil.....		2	1	149	5	122			2	1	112	171	
Wycocena, vil.....	3	2		73		53			5		49	80	
Columbus, city:													
1st ward.....													
2nd ward.....	3	13		350	9	352	3		13		348	337	1
3rd ward.....													
Portage, city:													
1st ward.....			1	162	3	20					15	180	
2nd ward.....	1	1		338	5	127		1	1		126	352	1
3rd ward.....			1	228	7	176					177	239	
4th ward.....			1	440	8	189		1			185	466	1
5th ward.....	1	2	1	625	6	79			2	1	71	659	
Total.....	39	62	22	5,172	122	3,237	14	7	82	16	3,021	5,006	13
CRAWFORD CO.—													
Bridgeport.....	6			23		17			5		13	26	
Clayton.....	34	6	2	212	1	19			40	1	18	215	
Eastman.....	18	7		53	2	21			23		27	48	

Primary Election—1922—Continued

VOTE FOR GOVERNOR

VOTE FOR U. S. SENATOR

Counties, Towns, Cities and Villages Election Districts	Bentley Dem.	Mathie Dem.	Welles Pro.	Blaine Rep.	McHenry Rep.	Morgan Rep.	Arnold Soc.	Scattering	Hooper Dem.	Bucknam Pro.	Ganfield Rep.	La Follette Rep.	Scattering
Freeman.....	4	1		120	2	31		1	5		27	124	
Haney.....	6	3	1	61	1	13			10		11	64	
Marietta.....	6	4	1	71		19			10	1	29	58	
Prairie du Chien.....	10	2		34	1	12			13		10	38	
Scott.....	11	4	2	96	1	40	1		17	2	50	87	
Seneca.....	48	9		72	4	42		1	61		45	75	1
Utica.....	4	3	2	288	3	38			7		40	289	
Wauzeka.....	1	1		83		9		3	3		7	86	2
Bell Center, vil.....	1		3	16		9			2	3	6	18	
De Soto, vil.....	1	1		10		3			1		4	9	
Eastman.....	10	2		60		9			12		16	52	
Ferryville.....	3			25	2	22			3		21	29	
Gays Mills.....	17	7		71	2	67			24		66	67	
Lynxville.....	2		2	19		7			3	2	7	20	
Soldiers Grove.....	4	4	1	129	3	45		1	8		38	139	
Steuben.....	5		1	47		8			4	1	4	51	
Wauzeka.....	4	1		58	13	34			7		31	72	
Prairie du Chien, city:													
1st ward.....	2	1	1	60	2	12			2		8	67	
2nd ward.....	16	8	1	192	3	109	1		23	1	112	192	
3rd ward.....	31	6		167	1	90	1		40		83	178	
4th ward.....	20	2		47	1	11	1		20		14	55	
Total.....	264	72	17	2,014	42	687	4	6	343	11	687	2,059	3
DANE CO.—													
Albion.....	3	1	4	262	1	91	1	1	3	4	92	257	1
Berry.....		1		152	1	7			1		7	156	
Black Barth.....	1	2	2	45		27			3	1	28	47	
Blooming Grove.....	1	1		203	6	51			2	1	40	226	
Blue Mounds.....				155		5				1	6	153	
Bristol.....	1	5		80		9	1		5		5	82	
Burke.....				247	5	61			5		48	264	
Christiana.....				238	1	51					47	243	
Cottage Grove.....	10	7	1	126	6	50			16	1	46	137	
Cross Plains.....	2	3		150		8			5		7	153	
Dane.....				50	5	17					16	55	

Deerfield.....	2	1		176	2	35		3	1	36	177
Dunkirk.....	1	3		193	2	43		4		40	197
Dunn.....	2	1	2	127	2	34		1		35	125
Fitchburg.....	9	4	1	75	2	35	1	9	1	34	77
Madison.....		1	1	328	6	211		3	2	166	371
Mazomanie.....	1	1		49		33	1	2		30	54
Medina.....	4	4		93	2	13		7		10	96
Middleton.....	3			110	1	31		2		14	119
Montrose.....	5	2	1	85	2	28		4	1	25	86
Oregon.....	3			78	3	43		2		25	99
Perry.....				203	1	11				9	208
Pleasant Springs.....	2			143	3	29		2		23	146
Primrose.....				144		3				1	110
Roxbury.....	1			111	2	2		1		2	146
Rutland.....				164	2	16				1	110
Springdale.....	1			204	1	18		1		16	164
Springfield.....	1			260	3	11		1		16	211
Sun Prairie.....	3	1		68	5	27		3		6	268
Vermont.....	2			104		11		1		29	73
Verona.....	1		1	72		29		1	1	13	102
Vienna.....				76	3	19				15	85
Westport.....	6	5		108	7	39	1	13		15	80
Windsor.....	1			177	3	64		1		37	120
York.....	2			77	2	17		1		56	184
Belleville, vil.....				62		81		2		12	86
Black Earth, vil.....		3	2	126	1	52			2	77	65
Blue Mounds, vil.....	1	2		30	1	14		3		50	128
Brooklyn, vil.....	1		1	12		14		1	1	12	31
Cambridge, vil.....	1		1	104		80		1		13	13
Cross Plains, vil.....	4	1		63		17				62	123
Dane, vil.....	3			48	1	22		2		12	67
Deerfield, vil.....	5			94	1	108		4		17	53
De Forest, vil.....	1	2		87	2	15	1	3		103	99
Madison, city:										16	89
1st ward.....	8	12		287	12	381		15		363	332
2nd ward.....	12	20		539	11	481	1	26		419	583
3rd ward, 1st prec.....	10	1	3	329	11	124	2	9	3	120	239
3rd ward, 2nd prec.....	17	11	2	596	10	253		24	2	249	600
4th ward.....	15	15	1	617	19	346	2	23	1	308	661
5th ward, 1st prec.....	13	9	6	382	6	333		23	5	285	439
5th ward, 2nd prec.....	8	7	3	283	4	229	1	18	3	207	298
6th ward, 1st prec.....	6	2		737	6	194	1	8		167	767
6th ward, 2nd prec.....	7	7	1	588	8	170		8	1	138	619
7th ward, 1st prec.....	13	10	1	634	10	372	2	19	1	318	684
7th ward, 2nd prec.....	5	1	4	200	3	49		4	4	39	212
8th ward.....	15	2		754	18	294	1	13		249	808

PRIMARY ELECTION STATISTICS

Primary Election—1922—Continued

VOTE FOR GOVERNOR

VOTE FOR U. S. SENATOR

Counties, Towns, Cities and Villages Election Districts	Bentley Dem.	Mathie Dem.	Welles Pro.	Blaine Rep.	McHenry Rep.	Morgan Rep.	Arnold Soc.	Scattering	Hooper Dem.	Bucknam Pro.	Ganfield Rep.	La Follette Rep.	Scattering
9th ward.....	8	2	1	656	13	299	1	19	1	249	705
10th ward.....	6	17	429	16	921	22	882	473
Marshal, vil.....	4	3	84	58	1	9	46	96
Mazomanie, vil.....	9	9	99	4	157	18	144	115
McFarland, v.l.....	87	51	44	89
Middleton, vil.....	3	3	181	11	46	5	41	197
Mount Horeb, vil.....	11	4	306	163	15	144	327
Oregon, vil.....	10	2	111	142	1	17	136	119	1
Rockdale, vil.....	1	23	25	1	22	25
Stoughton, city:
1st ward.....	3	6	1	150	5	94	9	1	84	162
2nd ward.....	1	280	10	44	1	1	43	288
3rd ward.....	5	3	2	218	2	99	1	8	2	95	232
4th ward.....	4	4	204	5	203	9	195	217
Sun Prairie, vil.....	6	4	125	9	97	11	92	139
Verona, vil.....	3	2	4	52	4	41	4	3	32	62
Waunakee, vil.....	1	2	123	6	52	2	48	132
Total.....	290	209	46	14,633	288	7,300	15	7	449	44	6,531	15,545	8
DODGE CO.—
Ashippun.....	1	1	208	4	25	1	31	209
Beaver Dam.....	12	2	1	127	10	38	11	1	29	140
Burnett.....	5	1	2	187	36	2	5	1	37	192
Calamus.....	6	3	63	1	57	8	52	67
Chester.....	9	4	87	8	32	11	27	101
Clyman.....	14	2	163	3	35	4	31	2	33	169
Elba.....	22	11	103	6	67	41	55	108
Emmett.....	8	23	225	3	19	27	17	230
Fox Lake.....	1	1	55	42	3	1	2	38	59
Herman.....	3	6	260	4	4	8	7	269
Hubbard.....	3	185	3	20	10	3	17	192
Hustisford.....	8	7	166	3	33	17	28	176
Lebanon.....	1	6	398	9	1	1	12	401
Leroy.....	1	147	11	12	4	12	167
Lomira.....	2	6	199	14	41	1	9	41	214
Lowell.....	4	1	1	176	3	32	2	9	28	179

Oak Grove.....	6	4	1	198	7	79	11	11	76	209
Portland.....	4	4	1	134	1	18	1	8	12	145
Rubicon.....	1	4		160	2	26	1	4	19	169
Shields.....	6	9		115	1	10		17	10	117
Theresa.....	6	6		200	15	5		12	11	232
Trenton.....	7	3	1	147	8	42		10	38	156
Westford.....	26	10		87	2	16		37	13	88
Williamstown.....	3	2	1	128	6	13	1	4	8	144
Beaver Dam, city:										
1st ward.....	10	3		86	18	31	2	10	29	93
2nd ward.....	21	3		193	9	87		19	86	209
3rd ward.....	11	1	4	136	10	171		11	2	174
4th ward.....	23	6		184	17	152	3	21	21	154
5th ward.....	43		3	65	1	20	2	45	3	18
6th ward.....	14	4		143	4	99	1	11		101
7th ward.....	10	6	3	160	15	127	9	13	4	124
8th ward.....	18	4		156	8	192	1	17		180
Horicon, city:										
1st ward.....	13	12	3	95	13	57	5	22	2	59
2nd ward.....	1	3		62	5	32	4	3		31
3rd ward.....	2	15		114	3	106	9	16		108
Juneau, city:										
1st ward.....	24	10		112	5	54		29		57
2nd ward.....	11	5		135	11	84	2	17		70
Mayville:										
1st ward.....	9			223	17	25	1	9		28
2nd ward.....	1	15	1	60	17	15		15	1	13
3rd ward.....	4	13	2	221	41	51	13	16	2	53
Watertown, city:										
5th ward.....	3	10		129	1	15		10		15
6th ward.....	9	2		202	1	11		11		12
13th ward.....	2	3		173	2	16	2	5		13
14th ward.....	7	6	1	97		11		12	1	11
Waupun, city:										
1st ward.....	5	6	3	26	3	163		12	2	151
2nd ward.....	3	9		40	5	165		13		164
3rd ward.....	2	1	1	18	3	77		3	1	72
4th ward.....	1	1	1	29	2	75	1	3	1	72
Fox Lake, vil.	16	11		95	8	173	2	29		167
Hustisford, vil.	3	7	2	172	2	35	2	11	2	33
Iron Ridge.....	1	1	1	95		15		2	1	8
Lomira, vil.....	4	3	1	112	6	19	2	8	1	15
Lowell, vil.....	3			53		16		3		17
Neosho, vil.....	2	7		55		17		8	13	58

Primary Election—1922—Continued

VOTE FOR GOVERNOR

VOTE FOR U. S. SENATOR

Counties, Towns, Cities and Villages Election Districts	Bentley Dem.	Mathie Dem.	Welles Pro.	Blaine Rep.	McHenry Rep.	Morgan Rep.	Arnold Soc.	Scattering	Hooper Dem.	Bucknam Pro.	Ganfield Rep.	La Follette Rep.	Scattering
Randolph, vil.....	14	2		41	2	163			18	1	163	47	
Reeseville, vil.....	2	5		91	7	19			6		27	95	
Theresa, vil.....	6		1	88	16	12.	3		5	1	13	107	
Total.....	456	319	38	7,588	373	3,016	106		731	34	2,902	8,132	
DOOR CO.—													
Bailey's Harbor.....	2			73	5	10			3		13	84	
Brussels.....	1		1	194	3	13			1		15	201	
Clay Banks.....	1			65	1	15	2		2	1	26	61	
Egg Harbor.....	1	2	2	133	5	24			2	2	32	135	
Forestville.....	2			231	5	45	1		1		42	243	
Gardner.....		2		109	5	12			1		13	113	
Gibraltar.....	2		3	53	1	9			2	2	13	55	
Jacksonport.....			1	56	5	48	1		1	1	43	70	
Liberty Grove.....		2	1	126		97		3	3	2	93	134	
Nasawaupes.....	1	7	2	146		26		1	8	1	20	159	
Sevastopol.....		3	1	227	8	66	3		1	1	67	246	1
Sturgeon Bay.....			1	79	1	15				1	23	77	
Union.....				89		3					3	86	
Washington.....			3	83	4	35				2	45	82	
Ephraim, vil.....				13	1	19	1				22	11	3
Sister Bay, vil.....			1	20	2	24		3		1	24	21	2
Sturgeon Bay:													
1st ward.....	2	2	1	138	8	99		1	3		92	172	1
2nd ward.....		5		76	13	100	1		5		115	87	
3rd ward.....		1	1	95	5	92			1		87	113	
4th ward.....	2	6		108	8	103			6		104	130	
Total.....	15	31	18	2,114	80	855	10	8	40	14	892	2,280	8
DOUGLAS CO.—													
Amnicon.....				42	2	25					23	44	1
Bennett.....	3			52	2	14					13	56	1
Brule.....	1			29	5	33	5	1	2		30	38	1
Cloverland.....			1	31	3	4				1	3	34	
Dairyland.....	2	1		22	1	4			2		7	22	

Gordon.....				61	2	16					20	56	
Hawthorne.....	1		1	57	5	19			1	1	18	64	
Highland.....				22		5					5	22	
Lake Nebagamon.....				64	1	16	1				16	60	2
Lakeside.....				42	2	5	1	1			4	42	
Maple.....				67		6	1				9	65	
Oakland.....	3			75	1	6	4	1		2	5	74	
Oliver.....	2		1	25		1			2	1	1	27	
Parkland.....				83	1	23					21	86	
Poplar.....	1			40	3	47			1		39	50	
Solon Springs.....	2		2	43	1	17			2	2	18	45	
Superior, 1st prec.....	1			107	4	20			2		18	117	
Superior, 2nd prec.....	2		1	38	4	15			2	1	19	42	
Wascott.....				32	1	13					11	36	
Solon Springs, vil.....	2		1	39	1	11			2		13	35	
Superior, city:													
1st ward.....	6	1		533	7	162			7		165	503	
2nd ward.....	5	5	1	385	9	253	1		12	1	254	407	
3rd ward, east prec.....	2	3	1	205	7	34	3		2	1	32	225	
3rd ward, west prec.....		2		209	4	36	4		2		23	225	
4th ward, 1st prec.....		2	1	240	8	20	1		2	1	6	255	
4th ward, 2nd prec.....	2	1		346	6	25	1		3		19	367	
5th ward, north prec.....		2	3	599	8	134	2	1	1	2	115	628	
5th ward, south prec.....	2	1	3	418	7	272			3	3	238	461	
6th ward, east prec.....	3	3		336	17	120			7		119	376	
6th ward, west prec.....				376	9	53		7			40	408	
7th ward, 1st prec.....	3	7	1	507	11	304			9		251	520	
7th ward, 2nd prec.....	1	2		627	16	342			3		313	659	
8th ward.....	8			266	13	120	1		7		121	281	
9th ward, east prec.....	2			321	1	41	1	1	3		31	334	2
9th ward, west prec.....	4	2		364		52	1		5		43	376	
10th ward, east prec.....				124		17					12	134	
10th ward, west prec.....	2	1		232	5	15	2	2	3		20	253	4
Summit, town.....	1			47	2	22		1	1		19	54	
Total.....	61	33	17	7,106	169	2,331	31	16	88	15	2,144	7,490	11
DUNN CO.—													
Colfax.....				145		9					2	144	
Dunn.....	2			199	5	46			2		48	205	
Eau Galle.....				184	2	53					45	199	
Elk Mound.....				96	1	33	1				25	111	
Grant.....	1	1		127		19			2		22	126	
Hay River.....	2	1	3	175	6	37			2		38	186	
Lucas.....	1			80	6	28					26	86	
Menomonie.....	1	1		277	11	48			2		54	280	

Primary Election—1922—Continued

VOTE FOR GOVERNOR

VOTE FOR U. S. SENATOR

Counties, Towns, Cities and Villages Election Districts	Bentley Dem.	Mathie Dem.	Welles Pro.	Blaine Rep.	McHenry Rep.	Morgan Rep.	Arnold Sec.	Scattering	Hooper Dem.	Bucknam Pro.	Ganfield Rep.	La Follette Rep.	Scattering
New Haven.....			1	98	2	8			1		12	97	
Otter Creek.....			1	88	2	6	2				6	92	
Peru.....				58	2	10					18	54	
Red Cedar.....				171	6	48					52	182	
Rock Creek.....			1	129	3	43	2				47	125	
Sand Creek.....	1			126	5	25					26	128	
Sheridan.....	1			119	1	17	1		1		18	115	
Sherman.....	2	2	1	125	3	10			1	1	15	127	
Spring Brook.....				167	6	74					78	180	
Stanton.....				108	3	31			1		25	121	
Tainter.....	3	1		113	3	23	1		3		23	115	
Tiffany.....				82	2	16	1			1	16	82	
Weston.....				144	3	28	1	1			32	150	
Wilson.....	1			177		6	1		1		3	179	
Boyceville, vil.....		1		68	3	54	2		2		55	71	
Colfax, vil.....		1		141	6	88	1				95	139	
Downing, vil.....	1	3		56	8	75			4		73	72	
Elk Mound, vil.....				44	5	68					67	51	
Knapp.....	3	2		43	4	88			4		68	50	
Ridgeland.....				41	1	11					10	44	
Menomonie, city:													
1st ward.....				194	1	26			1		27	202	
2nd ward.....	1		1	127	13	134				1	146	134	
3rd ward.....			1	200	12	285				1	297	214	
4th ward.....	1	5	1	313	3	83			6	1	85	352	
Total.....	22	18	10	4,215	128	1,530	11	1	33	5	1,554	4,413	
EAU CLAIRE CO.—													
Bridge Creek.....	2	1	1	122		20	4		3	1	17	129	1
Brunswick.....	1	2	1	78	4	32			2	1	32	85	1
Clear Creek.....				101	7	30					29	110	
Drammen.....				90	2	4					9	87	
Fairchild.....			1	39		18		1			9	50	
Lincoln.....	3			249	2	1			4		2	253	
Ludington.....	1	2		126	1	8			1		7	128	1
Otter Creek.....		1		72	2	24			1		26	71	

Pleasant Valley.....		3		191	7	29			4		32	196
Seymour.....	3	3		80	3	10			6		11	81
Union.....	1	1		111	3	66			2		67	114
Washington.....		3	1	225	4	58	1		4		64	225
Wilson.....	1	1		49	5	11			1		9	56
Altoona, city:												
1st ward.....	2			185		7	2		2		7	185
2nd ward.....	1			260		7			2		9	255
Augusta, city.....	1	4	2	107	8	143	1		6	1	136	125
Eau Claire, city:												
1st ward.....	1	2	2	293	14	64			3	2	63	313
2nd ward.....	4	16	2	291	23	139	1	4	17	2	152	304
3rd ward.....	13	13	1	291	27	509	1	1	27	1	530	309
4th ward.....	7	1	3	153	2	31	2		7	2	28	164
5th ward.....	7	19	2	210	18	284	2		26	2	295	220
6th ward.....	7	21	4	308	26	252			27	3	264	325
7th ward.....	5	5	2	354	7	137			9	2	139	365
8th ward.....	5	2		447	14	72	1		7		70	467
9th ward.....	5	8	4	452	16	152	1		11	4	147	481
10th ward.....	6	10	1	647	20	76	2		19		78	663
Fairchild, vil.....		4		94	4	59		2	4		52	102
Fall Creek, vil.....	1		1	136		7			2	1	2	142
Total.....	77	127	28	5,761	219	2,250	15	10	197	22	2,286	6,005
FLORENCE CO.—												
Aurora.....		2		79	7	17	1		2		16	88
Commonwealth.....				57	1	20					4	78
Fence.....				64	1	5					6	64
Fern.....				34	1	12			1		14	33
Florence.....	2	3	1	236	11	213	2		2	2	182	278
Homestead.....				62	4	11					7	70
Long Lake.....				30	6	6					11	35
Tipler.....	1			47	4	24					22	57
Total.....	3	5	1	609	35	308	3		5	2	262	703
FOND DU LAC CO.—												
Alto.....		3		31	2	123			3		118	34
Ashford.....				243	3	28	1		1		22	260
Auburn.....			1	141	3	9	2				7	145
Byron.....		5		82	7	106			7		104	85
Calumet.....	1	4		248	7	9			7		5	259
Eden.....	1	5	1	91	4	24	3		5		25	92
Eldorado.....	2	7	1	148	17	20			10	1	22	152
Empire.....	5	1		95	8	22			4		39	91

Primary Election—1922—Continued

VOTE FOR GOVERNOR

VOTE FOR U. S. SENATOR

Counties, Towns, Cities and Villages Election Districts	Bentley Dem.	Mathie Dem.	Welles Pro.	Blaine Rep.	McHenry Rep.	Morgan Rep.	Arnold Soc.	Scattering	Hooper Dem.	Bucknam Pro.	Ganfield Rep.	La Follette Rep.	Scattering
Fond du Lac.....	4	9		136	4	69	2		13		76	138	
Forest.....	1	2	1	135	6	31			3		15	155	
Friendship.....	2	2		106	11	25			4		25	120	
Lamartine.....	3	3		91	4	75			6		73	99	
Marshfield.....	1	2	1	369	20	54			3	1	31	405	
Metomen.....		1	1	78	6	55	1			1	51	90	
Oakfield.....	1	2		51	3	53	1				56	52	
Osceola.....	1	2		171	3	35	2		3		32	172	
Ripon.....	2	4	1	152	20	23			6	1	31	163	
Rosendale.....		3	3	113	2	51			4	3	46	116	
Springvale.....		2	1	82	5	51			2	1	47	87	
Taycheedah.....	11	5		238	13	68	1		17		80	242	
Waupun.....	1	1		29	4	80			2	1	79	30	
Brandon, vil.....	1	3		70	12	149			4		138	91	
Campbellsport, vil.....	5	13	3	159	2	60			18	2	53	172	
Eden, vil.....		2		34	5	12			3		15	37	
Fairwater, vil.....		1		41	9	28			1		24	51	
North Fond du Lac, vil.....	2	2	2	684	2	22	2		3		21	678	
Oakfield, vil.....	1	4		53	1	147			5	1	149	49	
Rosendale, vil.....		2	1	29		39	1		2	1	39	28	
St. Cloud, vil.....		2		38	6	11			2		7	50	
Fond du Lac, city:													
1st ward.....				192	2	20					3	212	
2nd ward.....	4	1	1	206	6	65	1		5		38	220	
3rd ward.....		3	1	197	10	66	2		5		50	210	
4th ward.....	6	6		199	4	137	2		3		11	199	
5th ward.....	3	2	1	184	13	23	5		5		79	329	
6th ward.....	3	2	1	308	6	104	3		3		119	256	
7th ward.....	6			245	12	129	2		5		140	185	
8th ward.....	8	6		187	6	154	2		12	1	131	174	
9th ward.....	10	8		164	10	157	1		16		176	146	
10th ward.....	6	14	2	152	4	189			20	2	200	102	
11th ward.....	2	8	2	123	7	207			9		131	203	
12th ward.....	10	5		198	12	150			15		23	175	
13th ward.....	8			175	7	26	2		19		19	158	
14th ward.....	9	7		149	5	25	1		18		9	239	
15th ward.....	8	3	1	230	4	47	1		9	2	52	362	
16th ward.....	9	9	1	351	5	87	5		17	1			

Ripon, city:				89	19	50			3	1	39	114	
1st ward.....		3		125	20	243			5		243	141	
2nd ward.....		5		132	29	120	1		8		118	143	
3rd ward.....	3	9		127	41	204			2		193	168	
4th ward.....	6	6											
Waupun, city:				36	5	53			4	1	48	144	
5th ward.....	2	1		56	8	140			1		133	63	
6th ward.....	2	2											
Total.....	153	200	27	7,763	424	3,823	45		322	23	3,520	8,200	
FOREST CO.—													
Alvin.....	13	1	2	11	2	5			10	1	13	11	
Argonne.....	1	4		140	7	32		1	2		20	156	
Blackwell.....			1	39	5	25			1	1	23	46	
Caswell.....		1		47	3	75					75	51	
Crandon.....				130	3	36	4				34	132	1
Freedom.....				33	4	9					5	40	
Hiles.....			1	32	3	40	1			1	28	46	
Laona.....	4	2	3	143	14	79	4		10	1	59	183	
Nashville.....	1			42	5	26			1		36	34	
Newald.....				38	5	13					9	46	
Wabeno:													
1st ward.....	2		1	250	20	62			1	1	58	294	
2nd ward.....	2			23	2	8			2		4	81	
Crandon, city:													
1st ward.....	1	1		62	10	51			1		42	82	
2nd ward.....				30	5	10					9	34	
3rd ward.....	2			54	3	63	1		2		50	70	
4th ward.....	20	1		27		32	1		4		25	38	
5th ward.....	1	1		21	1	49			1		49	24	
Total.....	47	11	8	1,122	92	615	11	1	35	5	539	1,368	1
GRANT CO.—													
Bectown.....	2	9		138	4	36	2	2	11		46	137	1
Bloomington.....	1	3	1	80	4	10			3	1	15	78	
Boscobel.....		1		34	1	15			1		11	39	
Cassville.....	1	1	1	89	2	6			2	1	3	96	
Cassville.....	1	1		38	4	9			21		7	43	
Castle Rock.....	9	10		76	3	53					48	88	
Clifton.....		1		94	2	39			1		41	91	
Ellenboro.....	1	3		137	2	46	2		5		29	157	
Fennimore.....	3	4		100	1	38			6		35	111	
Glen Haven.....				123	2	35			1		28	133	
Harrison.....	2	1											

Primary Election—1922—Continued
VOTE FOR GOVERNOR

VOTE FOR U. S. SENATOR

Counties, Towns, Cities and Villages Election Districts	Bentley Dem.	Mathie Dem.	Welles Pro.	Blaine Rep.	McHenry Rep.	Morgan Rep.	Arnold Soc.	Scattering	Hooper Dem.	Bucknam Pro.	Ganfield Rep.	La Follette Rep.	Scattering
Hazel Green.....		1		114	6	21			1		28	119	
Hickory Grove.....	2	5		105	2	13			6		13	106	1
Jamestown.....	1	5	1	190	4	7			6	1	9	198	
Liberty.....	3	4		114	6	43			8		40	114	
Lina.....		4	2	105	7	50			4	1	56	108	
Little Grant.....	3	4		26	1	11			4		9	31	
Marion.....	1	3		109		13			2		11	106	
Millville.....	2			24	2	34		1	2		24	32	
Mount Hope.....	1	2		26	2	24			4		18	35	
Mount Ida.....	4	10		63	4	53			15		43	72	
Muscoda.....	2	2		34		19			4		20	32	
North Lancaster.....	1	2		74	1	22			3		21	71	
Paris.....				223	3	12			2		12	225	
Patch Grove.....	2	1		66	2	9			4		9	60	
Platteville.....	3	3		98		52	1	1	4		51	96	2
Potosi.....	3	1		296	4	43		1	4		51	293	
Smelser.....	2	2		149	2	29			3		33	147	
South Lancaster.....	2			93	3	49			2		53	91	
Waterloo.....	2	5	1	130	6	19	1	1	7	1	25	126	1
Watterstown.....	1	1		77	2	10			2		10	77	
Wingville.....	1	3		115	1	26			3		26	115	
Woodman.....	6	2	1	16		13			4		10	18	
Wyalusing.....	4	5	1	68	3	19			6		16	76	2
Bagley, vil.....	1	3		28	6	50			3		47	37	1
Bloomington, vil.....	1	10	1	86		85		1	15	1	82	78	1
Blue River, vil.....	2	7		52	3	37		1	10		37	51	2
Cassville, vil.....	3	11	1	152		51			15	1	46	155	
Cuba City, vil.....	17	19		184	2	74		2	35		75	186	3
Hazel Green, vil.....	2	6	1	50	1	117			5		119	52	
Livingston, vil.....		1		73		119			1		115	78	
Montfort, vil.....	2	5	1	141		58	1		8	1	57	140	
Mount Hope, vil.....	1		1	35	2	64			2	1	52	44	
Muscoda, vil.....	10	22	1	51		69		1	26	1	94	61	
Patch Grove, vil.....	1		1	40		29					27	41	
Potosi, vil.....	1	1		146	1	19			2		28	137	
Woodman, vil.....	3	4		22	2	4			5		28	28	



SENATORS OF THE WISCONSIN LEGISLATURE

(12) C. H. Werden, (13) Herman Bilgrien, (14) Antone Kuckuk,
 (15) A. E. Garey, (16) Henry E. Roethe, (17) O. H. Johnson, (18)
 William A. Titus, (19) Merritt F. White, (20) Theo. Benfey, (21) Max
 W. Heck, (22) Eldo T. Ridgway.

Boscobel, city:														
1st ward.....	1	1		106	1	50		3	6		48	106		
2nd ward.....	1	2		145	2	52			3		54	135		
3rd ward.....		2		103	2	40			2		41	99		
4th ward.....				115	6	41					50	103		
Fennimore, city:														
1st ward.....		2		59	4	49			1		42	70	1	
2nd ward.....	5	3	1	56	5	86			6	1	60	82		
3rd ward.....	2	4		26	3	51		1	6		30	42	2	
4th ward.....	4	10		67	5	49		1	13		29	89	1	
Lancaster, city:														
1st ward.....	2	2		100	1	101			4		106	-89		
2nd ward.....	4	3		98	4	118			7		119	94		
3rd ward.....	2	4	1	131	5	150		2	4	1	140	137	2	
4th ward.....	4	5	1	98	2	175			9		154	110		
Platteville, city:														
1st ward.....		2	2	236	7	93	1				93	243		
2nd ward.....	8	13		186	4	215			18		205	199		
3rd ward.....	2	14	1	207	5	174			16	2	158	213		
4th ward.....	3	4		129	4	99	1		7	1	97	135		
Total.....	147	255	21	6,146	163	3,227	10	18	380	15	3,056	6,364	20	
GREEN CO.—														
Adams.....		1		65	23	13					17	79		
Albany.....				29	2	55				1	44	41		
Brooklyn.....			2	44		8			2	2	6	46		
Cadiz.....	1	1	1	100	8	65		2	4	1	41	128	1	
Clarno.....	2			188	3	39			2		34	196		
Decatur.....	1			50	2	33			1		31	59		
Exeter.....	5	3		56	4	9			9		13	56		
Jefferson.....	4			199	3	62	1		4		45	224		
Jordan.....				98	5	15		1			16	101		
Monroe.....	3			115	9	27			4	2	18	136		
Mt. Pleasant.....	1			97		14			1		14	98		
New Glarus.....				126	3		1				9	131		
Spring Grove.....	2		1	66	1	36		1	1	1	22	79		
Sylvester.....	1			74	2	23	1		1		12	84		
Washington.....				142		4					2	145		
York.....	1			162	1	7			1		13	158		
Albany, vil.....	3		4	40	4	185			1	4	165	64	2	
Brooklyn, vil.....				19		50					43	24		
Browntown, vil.....			5	29	2	40	1			5	40	34		
Monticello, vil.....	1			200	2	23					28	203	1	
New Glarus, vil.....	4	1	2	244	1	20			4	1	16	258		

Primary Election—1922—Continued

VOTE FOR GOVERNOR

VOTE FOR U. S. SENATOR

Counties, Towns, Cities and Villages Election Districts	Bentley Dem.	Mathie Dem.	Welles Pro.	Blaine Rep.	McHenry Rep.	Morgan Rep.	Arnold Soc.	Scattering	Hooper Dem.	Bucknam Pro.	Ganfield Rep.	La Follette Rep.	Scattering
Brodhead, city:													
1st ward.....	3	1		84	4	177			4	1	161	98	
2nd ward.....	9	3		127	12	147	1	2	10		125	165	2
Monroe, city:													
1st ward.....	4	1		282	8	236			6		205	321	
2nd ward.....	3	2	1	227	17	103		2	3	2	90	257	2
3rd ward.....	4			279	16	107			4		91	307	
4th ward.....	1	6	2	203	13	176			7	1	154	251	
Total.....	53	19	18	3,345	145	1,674	5	8	69	21	1,455	3,743	8
GREEN LAKE CO.—													
Berlin.....	4	4		57	14	25	2		5		30	61	
Brooklyn.....	2	2	3	115	13	84	1		4	3	94	115	2
Green Lake.....	5	3	1	94	10	47		1	7	1	33	117	
Kingston.....	8	9	3	84	23	129		2	16	4	113	122	1
Mackford.....	3	1	1	62	5	48		1	4		44	72	2
Manchester.....	2			155	8	17	1	1	2		8	177	1
Marquette.....	1	2		83	6	14			2		5	104	
Princeton.....	5		1	63	6	18	1		2	1	13	73	
Seneca.....	3	1		33	20	11			5		23	39	
St. Marie.....	2	2		29	5	11			5		9	34	
Berlin, city:													
1st ward.....	8			55	22	96		1	10		99	76	
2nd ward.....	13	10	1	73	28	158	1		20		159	80	
3rd ward.....	7	4		100	18	88			9		95	108	
4th ward.....	8	5		45	26	29		1	11		32	59	
5th ward.....	6		1	67	27	36	1		6		40	76	
Princeton, city:													
1st ward.....	2			143	4	16			2		19	148	
2nd ward.....	4	6	1	90	3	47			10	1	42	89	
3rd ward.....	7	2		49	1	3		1	8		7	41	3
Green Lake, vil.	5	4	1	41	5	182		1	8		178	42	
Markesan, vil.	10	2		124	16	138			10		135	139	
Total.....	105	58	13	1,562	260	1,197	7	8	147	10	1,178	1,772	9

IOWA CO.—

Arena.....	4	10	1	121	9	164			15		158	131	
Brigham.....	2	3	1	198	4	44	1		4		40	210	1
Clyde.....		1	1	48	2	23			1		14	57	
Dodgeville.....	3	6		305	2	83	1	1	7		73	326	
Eden.....		1		65	1	27			7		21	73	
Highland.....	3	5		135	7	26	1		3		18	150	2
Linden.....		3		142	6	83			7		72	162	
Mifflin.....	2	2	2	101	11	116	1		3		116	120	
Mineral Point.....	1	1	1	112	3	76		1	2		61	125	1
Moscov.....	1			241	4	34				1	24	252	
Pulaski.....	4		1	79	7	33	1		6		18	99	
Ridgeway.....	2	4		123	5	60	1		1		50	141	3
Waldwick.....	2	4	1	45	5	43		2	6	1	37	61	1
Wyoming.....		2		84		23			7		21	84	
Barneveld, vil.....			1	95		36			4		30	108	
Cobb.....	2	1		26	2	38			1	1	30	32	
Highland.....	4	9		108	3	47			3		31	134	
Hollandale.....	1	3		73	5	24			14		13	92	
Linden.....		2	1	98	6	38	1		3		39	104	
Livingston.....				3		1			2		1	3	
Rewey.....		1		21	2	58			3		56	30	
Ridgeway.....		5	4	104	9	63			1	2	39	141	3
Dodgeville, city.....	6	12	4	440	17	361	1		19	2	409	427	
Mineral Point, city:													
1st ward.....	2	5	1	95	3	133	1		7	1	123	103	
2nd ward.....	4	5		76	6	150			8		131	96	2
3rd ward.....		1	1	57	6	23		2	1	1	16	74	
4th ward.....		2		48	2	46			3		35	59	
Total.....	43	88	20	3,043	130	1,848	9	6	129	9	1,676	3,394	13

IRON CO.—

Anderson.....		1		49	4	9					6	61	
Carey.....		1	2	20	5	8	1		2		3	31	
Gurney.....	1	1		59	6	6			1	3	5	70	
Kimball.....		2		49	7	20			2		15	64	
Knight.....		1	1	130	5	4			1		4	153	
Mercer.....				97	5	26					25	101	
Montreal.....				74	14	7					15	78	
Orna.....				79	4	15					13	82	
Saxon.....				107	53	16					24	156	
Sherman.....		1		7		13			1		9	9	
Hamilton, vil.....		2		138	20	55			2	1	50	180	
Hurley, city:													
1st ward.....		2		145	14	39			2		26	169	

Primary Election—1922—Continued

VOTE FOR GOVERNOR

VOTE FOR U. S. SENATOR

Counties, Towns, Cities and Villages Election Districts	Bentley Dem.	Mathie Dem.	Welles Pro.	Blaine Rep.	McHenry Rep.	Morgan Rep.	Arnold Soc.	Scattering	Hooper Dem.	Bucknam Pro.	Ganfield Rep.	La Follette Rep.	Scattering
2nd ward.....		1		133	9	17			1		14	144	
3rd ward.....				242	15	39					35	273	
4th ward.....	1			37	4	17			1		15	35	
5th ward.....				35	3	9					9	47	
6th ward.....		1		51	6	12			1		9	70	
Total.....	2	13	3	1,452	174	312	1		14	4	277	1,723	
JACKSON CO.—													
Albion.....	1	4		329	13	64			5		57	353	
Alma.....		2		149	8	54			2		53	165	
Alma Center.....		1		75	2	114			1		106	86	
Bear Bluff.....				1	2	8					7	4	
Brockway.....	2			57	11	24			1		15	76	
City Point.....	2		2	59	1	7	1		2	2	12	55	
Cleveland.....	1			140			2		1		9	138	
Curran.....				129	4	16					18	130	
Franklin.....				151	5	11					10	161	
Garden Valley.....		3		112	5	43			3		40	125	
Garfield.....				101	3	18					11	111	
Hixton.....		1		119	7	31			1		31	138	1
Irving.....		3	1	212	11	55			1	1	46	230	
Knapp.....				44	2	2					5	40	
Komensky.....	1			41	5	5			1		8	45	
Manchester.....				53	12	28					27	63	
Melrose.....	3			89	2	59	1		2		57	91	1
Millston.....		2		29	2	11			2		11	33	
North Bend.....			1	72		96		1		2	93	71	1
*Northfield.....	1			333	5	7			1		7	343	
Springfield.....	2			171	2	20	1				20	171	
Hixton, vil.....				60		27		1			28	64	
Melrose, vil.....	1			64	6	151		2	3		144	80	3
Merrillan, vil.....		6		108	5	64			7		62	121	
Taylor, vil.....				114		18					16	113	
Black River Falls, city													
1st ward.....	5			76	5	155		1	5		144	86	1
2nd ward.....	1	3		88	10	88			4		81	110	

3rd ward.....	3			69	10	77	2		2		58	90	
4th ward.....	1			86	10	48		1	1		38	105	
Total.....	24	25	4	3,134	147	1,306	7	8	44	5	1,214	3,398	7
JEFFERSON CO.—													
Aztalan.....	4	4		151	1	24			6		22	151	
Cold Spring.....	4	1		41	2	31			4		30	40	
Concord.....	4	4		148	6	16			6		12	159	
Farmington.....	2	8	2	169	1	4			11	2	7	166	
Hebron.....	3			82	6	45			4		51	83	
Ixonia.....	1	5	1	232	4	60	1		7	1	53	245	
Jefferson:													
1st prec.....	5	1	1	99	12	29	1		4	1	26	105	
2nd prec.....	1	5		52	3	20			6		19	53	
Koshkonong.....	4	2		61	4	46			6		46	66	
Lake Mills.....		1		230	2	39			1		38	235	
Milford.....	6	1	1	219	1	20			5	1	22	218	
Oakland.....	1	2	2	140	4	84	5		3	2	67	159	
Palmyra.....	4	1		68	3	81	1	1	5		76	75	
Sullivan.....	1	7	2	110	6	82	1		9	1	81	115	
Sumner.....	1	2		106		15			1		9	109	
Waterloo.....	4	2	1	113	1	27			6	1	27	112	
Watertown.....	5	1	1	282	2	16	1		4	1	12	289	
Johnson Creek, vil.....	11	11		70	2	41			19		38	75	
Palmyra, vil.....	5	4	1	69	2	140			9	1	133	80	
Sullivan, vil.....	5	4	1	72	4	12			7		10	77	
Waterloo, vil.....	15	10		167	5	113			20		101	180	
Fort Atkinson, city:													
1st ward.....	10	9		67	6	108	1		19		106	75	
2nd ward.....	11	7		76	8	160			15		161	84	
3rd ward.....	1	3		75	3	78		1	2		75	80	
4th ward.....	9	4	1	93	5	45			11	1	46	97	
5th ward.....	5	4	1	77	5	29	1	1	7		24	84	
6th ward.....	8	2	3	78	2	29		1	10	2	25	81	
7th ward.....	6	6		87	4	26			11		26	89	
8th ward.....	9	3	1	74		59			11	1	60	81	
Jefferson, city:													
1st ward.....	13	9	2	123	11	81	1		23	1	72	140	
2nd ward.....	15	7		99	12	66			18		59	115	
3rd ward.....	7	12	1	128	25	65	1		16	1	64	152	
4th ward.....	5	1		78	11	28	2		2		24	73	
Lake Mills, city:													
1st ward.....		3	3	106		67	1		3	2	62	114	
2nd ward.....	2	1		113	1	77			3		73	117	
3rd ward.....		5		125	1	96			6		93	131	

Primary Election—1922—Continued

VOTE FOR GOVERNOR

VOTE FOR U. S. SENATOR

Counties, Towns, Cities and Villages Election Districts	Bentley Dem.	Mathie Dem.	Welles Pro.	Blaine Rep.	McHenry Rep.	Morgan Rep.	Arnold Soc.	Scattering	Hooper Dem.	Bucknam Pro.	Ganfield Rep.	La Follette Rep.	Scattering
Watertown, city:													
1st ward.....	10	4		151	4	35	1		13		28	162	
2nd ward.....	11	4		209	5	26	1		10		15	221	
3rd ward.....	16	8		88		44			19		37	90	1
4th ward.....	15	15	1	130		23	2		25	1	27	133	
7th ward.....	5	6	2	162	9	14			10		10	168	
8th ward.....	1	5		138	1	56			6		51	147	
9th ward.....	4	1		143	2	44	1		3		38	151	
10th ward.....	5	6		177	4	52	2		10		48	185	
11th ward.....	13		3	313	1	38	1		14	1	28	323	
12th ward.....	2	3	1	121		27	1		4	1	27	118	
Total.....	269	204	32	5,712	191	2,318	26	4	414	22	2,159	6,007	4
JUNEAU CO.—													
Armenia.....				64		12					12	68	
Clearfield.....	5			53		12			6		14	53	
Cutler.....	1		1	42		16	1			1	14	43	
Finley.....	1	1		15	1	10			2		9	16	
Fountain.....	1		1	71	2	18			1	1	14	77	
Germantown.....	2			43		11			3	1	6	48	
Kildare.....	4			73	4	21			4		14	87	
Kingston.....	7			22		8			5		9	23	1
Lemonweir.....	9	1		172	1	77			9		63	197	
Lindina.....	6	4		222	9	78			8		68	247	
Lisbon.....		2		73	2	26	1		2		23	80	
Lyndon.....	4	1		26		34			5		22	40	
Marion.....	5			29	2	5		1	4		4	32	
Necedah.....				54	3	12					16	55	
Orange.....	1			64	2	35			1		28	72	
Plymouth.....		1		123	3	32	1				33	131	
Seven Mile Creek.....	10	1		86	3	16	1		13		11	99	
Summit.....	5			90	3	20			2		15	99	
Wonewoc.....	3		1	64	3	18			3		16	71	
Camp Douglas, vil.	6	1		86	2	42	3		5		44	86	2
Elroy, city:													
1st ward.....	7	3		167	2	88	1		9		74	184	

2nd ward.....	5	1		205	4	30	2	2	2		23	232	1
Huster, vil.....				38		10					6	42	
Lyndon Station, vil.....	4	2	1	85	3	32		1	1	1	29	88	
Maunton, city:													
1st ward.....	14	1		149	5	82			12		76	174	1
2nd ward.....	16	2	2	182	4	235		3	16	2	200	228	1
Necedah, vil.....	8	7	1	141	2	136	3	1	14	1	124	163	
New Lisbon.....													
1st ward.....	5	3		142	3	53		1	7		48	151	1
2nd ward.....	1			83	1	64		1	1		44	108	1
Union Center, vil.....	3			35	1	18					16	37	
Woneoc, vil.....	7	5		130		113	1		12		103	147	
Total.....	140	36	7	2,829	65	1,364	15	10	156	7	1,178	3,178	8
KENOSHA CO.—													
Brighton.....	6	14		112	4	36			20		26	122	
Bristol.....	7	3	1	127	1	128			10	1	130	125	
Paris.....				89	4	44			3		44	92	
Pleasant Prairie.....	5	4		241	7	138	1		9		138	248	
Randall.....		1		82	1	24			1		20	83	
Salem.....	14	13	1	132	2	79	1		26		69	138	
Sommers.....	9	12		309	13	156			23		123	358	
Wheatland.....	3	6		96	1	14		1	8		1	99	1
Kenosha, city:													
1st ward.....	35	17	2	529	37	623	6		48	3	573	604	
2nd ward.....	29	19		325	30	233	9		41		296	485	
3rd ward.....	30	19	1	557	26	282	20		45	2	226	625	
4th ward.....	13	14	1	391	32	119	22		24	1	100	438	
5th ward.....	44	21	3	471	23	130	19		65	4	105	524	
6th ward.....	34	20	3	400	29	128	8		48		119	473	
7th ward.....	58	42	1	279	18	28	6		96	2	29	287	
8th ward.....	75	65	1	481	37	100	12		121		77	483	
9th ward.....	22	15	3	507	29	170	22		36	2	138	578	
Total.....	384	288	17	5,128	294	2,432	126	1	624	15	2,223	5,762	1
KEWAUNEE CO.—													
Ahnapee.....			1	173	2	24			2	1	13	185	1
Carlton.....	9	2	1	136	4	13			8	1	7	148	
Casco.....	8	14		70	1	9			22	1	5	74	
Franklin.....	2	8		120	5	18			10		13	134	
Lincoln.....	1	3	1	85	2	11			5	1	7	92	
Luxemburg.....	3			100	5	9			3	1	8	107	
Montpelier.....	3	5	1	220	7	9			8	1	9	232	
Pierce.....	2	2		127	2	9			5		2	140	

Primary Election—1922—Continued

VOTE FOR GOVERNOR

VOTE FOR U. S. SENATOR

Counties, Towns, Cities and Villages Election Districts	Bentley Dem.	Mathie Dem.	Welles Pro.	Blaine Rep.	McHenry Rep.	Morgan Rep.	Arnold Soc.	Scattering	Hooper Dem.	Bucknam Pro.	Ganfield Rep.	La Follette Rep.	Scattering
Red River.....	1	2		67	3	13			3		5	77	
West Kewaunee.....	6	7	1	118	11	23			15	1	21	142	
Casco, vil.....		3		8	5	10			6		10	12	
Luxembourg, vil.....				71	9	15					11	83	
Algoma, city.....	10	7		263	3	89	1		11		69	303	
Kewaunee, city.....	44	13		203	31	85			46		76	245	
Total.....	89	68	6	1,761	90	336	1		144	7	256	1,974	1
LA CROSSE CO.—													
Bangor.....	1	4		85	4	30			4		26	94	
Barre.....		1	1	142	2	3			1		6	143	
Buins.....	1	1	1	80		73			2	1	66	79	
Campbell.....	7		1	77	2	20	1		7	1	16	86	
Farmington.....	2	4	1	131	5	37			5	1	36	138	1
Greenfield.....	7	1		80	3	7			7		9	79	
Hamilton.....	1			151	1	37		1			37	157	
Holland.....		1	2	107	4	48		1	2	2	47	113	1
Onalaska.....	1		1	101	4	29			1	1	20	113	1
Shelby.....	3	4	1	85	1	14	3		7	1	11	89	
Washington.....	4			118	1	25			4		26	121	
Bangor, vil.....	2	2		74	6	134			4		126	82	
Rockland.....				28		20		4			24	27	
West Salem, vil.....	6	6	3	160	4	144			12	3	127	181	
La Crosse, city:													
1st ward.....	43	6	3	251	8	90			26	3	78	274	
2nd ward.....	36	3		160	8	50	1	1	20		50	160	
3rd ward.....	24	3	2	340	4	31	1		18	2	23	348	
4th ward.....	33	9	2	210	8	241	1		32	2	221	244	1
5th ward.....	18		1	170	1	23	2		11	1	14	188	
6th ward.....	33	7		242	13	207	1		27		265	230	
7th ward.....	16	5	1	242	7	132	1		11	1	109	276	
8th ward.....	22	1	3	491	6	42		2	15	2	49	494	
9th ward.....	12	1	2	270	6	106		4	11	1	75	308	
10th ward.....	10	2	2	412	2	37	3		14	3	64	438	1
11th ward.....	34	3		260	6	91			24		30	269	
12th ward.....	10		3	104	1	39			7	3	14	116	

13th ward.....	23	4	3	177	5	91			19	3	76	196
14th ward.....	42	15	3	253	7	344	2	2	49	3	322	284
15th ward.....	21	2		249	6	20	1		13		13	265
16th ward.....	15	3		165	6	278	2		13		240	186
17th ward.....	18	7	1	349	6	98	1		42	1	63	374
18th ward.....	18	2	3	405	15	33	1	1	15	2	26	438
19th ward.....	12	4	1	175	7	70			12	1	57	196
20th ward.....	2			317	2	28			1		16	333
21st ward.....	15	3	1	294	7	19	1		12	1	21	308
Onalaska, city:												
1st ward.....	3			18		19	1		4		18	20
2nd ward.....		1	1	70		34		1	1		32	68
3rd ward.....	5	3		43	1	28			7		30	43
Total.....	500	108	43	7,051	169	2,848	24	17	448	39	2,483	7,576
15												
LAFAYETTE CO.—												
Argyle.....	1			171	4	3			1		5	171
Belmont.....			1	113	1	40				1	42	112
Benton.....	1	2		156	3	28	1		3		29	165
Blanchard.....		3		84		10			2		9	83
Darlington.....	11	6		165	7	59			18		65	168
Elk Grove.....	1			187	2	45			2		42	192
Fayette.....	19		1	89	1	26			21	1	24	94
Gratiot.....	14	3	1	63	5	53			15	1	51	73
Kendall.....	9			104		30			7		21	115
Lamont.....	3			127		6	1		1		10	121
Monticello.....	10	4		22		21	1		12		20	22
New Diggings.....	2	1		190	5	103			1		95	215
Seymour.....	11	3		90	3	39			13		31	100
Wayne.....	2	3	2	112		14			4	1	11	114
Wiota.....	5	1		277	3	46			5		41	290
White Oak Springs.....		1		27	2	24			1		31	25
Willow Springs.....	12	3	2	115	4	43			12	2	41	122
Shullsburg.....	5	3	1	45	1	27			7	1	21	54
Argyle, vil.....	5		1	164	14	53			6	1	54	177
Belmont.....	6	3		88	1	106		2	9	1	110	85
Benton.....	1		1	212		67			1		62	276
Blanchardville.....	3	1	1	89	6	80			5	1	75	97
Gratiot.....	10	2		42		28			9		23	48
South Wayne.....	4	2		47	5	59			7		60	50
Darlington, city:												
1st ward.....	11	5		154	7	157	1	1	18		157	153
2nd ward.....	27	13	1	154	9	181			35	1	175	166

Primary Election—1922—Continued

VOTE FOR GOVERNOR

VOTE FOR U. S. SENATOR

Counties, Towns, Cities and Villages Election Districts	Bentley Dem.	Mathie Dem.	Welles Pro.	Blaine Rep.	McHenry Rep.	Morgan Rep.	Arnold Sec.	Scattering	Hooper Dem.	Bucknam Pro.	Ganfield Rep.	La Follette Rep.	Scattering
Shullsburg:													
1st ward.....	5	3		66		50			6		50	68	
2nd ward.....	17			67	3	34			18		30	78	1
Total.....	195	62	12	3,220	87	1,432	4	3	239	11	1,385	3,388	13
LANGLADE CO.—													
Ackley.....	9	2		82	2	25			9		28	80	
Ainsworth.....	4	4		32	1	17			6	1	19	32	
Antigo.....	14	16	3	150	9	49	1		25	3	39	169	
Elcho.....	7	2	1	101	3	139	1		10	1	116	124	
Elton:													
1st prec.....	17	8		13	1	8	1		21		7	17	
2nd prec.....	20	6		116	2	34			24		29	129	
Evergreen.....	11	3		31	2	13	1		18		13	31	
Langlade.....	9	2		25	2	14			10		10	31	
Neva.....	6	1	3	159	3	10	1		7	3	7	161	
Norwood.....	14	3	1	120	4	26			17	1	19	130	
Peck.....	5	4		81	2	15			9		9	91	
Polar.....	9	6	1	83	4	13		1	14	1	11	90	
Price.....	19	8		36		26			23		26	38	
Rolling.....	7	5		103		14		1	13		8	107	1
Summit.....	3	2		57	2	30			4		26	63	
Upham.....		2		43		3			2		4	43	
Vilas.....		4		20	2	9			4		10	21	
Antigo, city:													
1st ward.....	16	13		108	8	125			26		108	129	
2nd ward.....	15	16	1	209	5	168	3		22	1	152	226	
3rd ward.....	14	13		299	2	20	1		14		15	311	
4th ward.....	18	21	1	356	5	51			33		48	359	
5th ward.....	28	33	1	148	4	76			54		73	153	
6th ward.....	48	36		257	12	156			68	1	150	289	
Total.....	293	210	12	2,429	75	1,041	9	2	433	12	927	2,824	1
LINCOLN CO.—													
Birch.....		2		99	2	10			2		10	97	

Bradley.....		6		99	9	8	3	1	6		12	102	3
Corning.....	1			164	35	12			1		6	202	
Harding.....				21	3	3					1	23	
Harrison.....	1	1	1	20	3	10			1	1	14	95	
King.....	1			98	2	8			1		10	19	
Merrill.....	2	2		126	8	13	1		4		15	131	1
Pine River.....	1	2	1	245	9	22			3	2	17	256	
Rock Falls.....	5	1		24	6	9	1		2		13	25	
Russell.....	1	1	1	111	4	41			2	2	40	123	
Schley.....	3	1		165	13	22			4		15	186	
Scott.....		1		133	19	33			1		20	217	
Skanawan.....	3		1	17	7	11	1		4	1	11	24	
Somo.....			1	50	6	16			1		13	61	
Tomahawk.....		1		34	3	3	1				2	39	
Wilson.....			1	22		1			2	1	1	22	
Merrill, city:									11		44	208	
1st ward.....	5	11		172	50	38			33		63	114	
2nd ward.....	9	28	1	75	37	60			23		118	172	
3rd ward.....	10	16		127	55	111			23		30	231	
4th ward.....	3	12	1	213	26	27			13	1	56	148	
5th ward.....	4	5		105	41	58			9		7	32	261
6th ward.....	9	5	1	243	18	29	2		7	1	38	319	
7th ward.....	15	31	1	265	67	88	1		38	1	9	30	163
8th ward.....	3	3		134	22	34	1		9				
Tomahawk, city:									6	1	26	41	
1st ward.....	2	2	2	34	8	26			14		23	80	
2nd ward.....	7	7		71	6	21			14		57	152	
3rd ward.....	5	11		139	12	58		2	9	3	66	170	
4th ward.....	6	4	3	152	9	72	2	1					2
Total.....	96	153	15	3,215	480	841	13	4	222	14	843	3,681	6
MANITOWOC CO.—													
Cato.....	30	15	1	138	7	105			36		83	159	
Centerville.....	3	3	1	251	5	15			3	1	15	258	
Cooperstown.....	14	3	1	130	7	19			15	1	11	147	
Eaton.....	2	2		173	2	22	1		5	1	27	174	
Franklin.....	17	25		66	8	62			41	1	44	81	
Gibson.....	6	1		98	2	13	1		6		14	100	
Kossuth.....	6	8		164	8	23	1		13		28	162	
Liberty.....	6	4	1	154	6	57			9	1	51	167	
Manitowoc.....	1	7	2	179	3	22			8	2	20	184	
Manitowoc Rapids.....	8	8		323	6	23			14		19	345	
Maple Grove.....	6	8		126	3	32			14		35	126	
Meeme.....	8	10		134	3	4	1		15		6	138	
Mishicot.....	8	4	1	233	4	32	1		10	1	33	238	

Primary Election—1922—Continued

VOTE FOR GOVERNOR

VOTE FOR U. S. SENATOR

Counties, Towns, Cities and Villages Election Districts	Bentley Dem.	Mathie Dem.	Welles Pro.	Blaine Rep.	McHenry Rep.	Morgan Rep.	Arnold Soc.	Scattering	Hooper Dem.	Bucknam Pro.	Ganfield Rep.	La Follette Rep.	Scattering
Newton.....	10	2		199	4	9			11		6	205	
Rockland.....	11	2	1	136	6	9			13		10	147	
Schleswig.....	3	3		134	2	4	3		6	1	2	136	
Two Creeks.....	7	4		76	2	5	2		9		6	78	
Two Rivers.....	5			239	1	8	1		2		10	240	
Reedsville, vil.....	5	6		85	2	31			10		25	96	
Valders, vil.....	20	2		41	2	45	1		16		48	43	
Manitowoc, city:													
1st ward.....	20	7		401	11	83	1		21		75	412	
2nd ward.....	10	16		208	16	187	1		23		179	246	
3rd ward, 1st prec.....	23	12	2	364	7	124	6		26	1	76	370	
3rd ward, 2nd prec.....	19	12		385	10	58	7		28		55	380	
4th ward.....	28	24	1	282	18	236	5		41		225	312	
5th ward.....	23	17	2	488	9	40	11		35	2	45	494	
6th ward.....	13	21	3	250	7	130	5		26	2	118	268	
7th ward.....	40	17	3	453	6	47	4		52	3	46	464	
Two Rivers, city:													
1st ward.....	17	6	3	281	1	8	5		19		20	270	
2nd ward.....	17	3		143	1	15	4		12		17	143	
3rd ward.....	4	2	2	390		21	14		3		23	390	
4th ward.....	11	3	1	392	2	45	3		14	1	53	418	
5th ward.....	14	4	2	189	7	50	1		14	1	61	184	
Kiel:													
1st ward.....	5			86	4	33	21		4		36	87	
2nd ward.....	3			89	2	34	11		2		37	92	
3rd ward.....	2	4		30		12	11		5		16	26	
Total.....	425	265	27	7,515	184	1,663	122		581	22	1,575	7,780	
MARATHON CO.—													
Bergen.....				35	5	11					9	42	
Berlin.....				196	3	3					5	196	
Bern.....	1		2	51	2	4	1				3	57	
Bevent.....	5	5		8		6			1	2	4	9	
Brighton.....	2	2		84	1	26	1		3		24	84	
Cassel.....	4	18		121	6	9			24		16	123	
Cleveland.....	1	3	2	145	3	7			3	2	9	148	

PRIMARY ELECTION STATISTICS

Day.....				163	1	10		2	1	4	135
Easton.....		6		148	1	12		6		10	154
Eau Claire.....	4	1	1	99	1	18		1	1	12	108
Elderon.....	1	3		70		21		5		9	78
Emmet.....	7	13		103	2	19	1	23		12	117
Fleith.....		1	1	87	3	9	5	4	1	6	93
Frankfort.....	1	3		94	2	7		4		5	99
Franzen.....	2	2	1	41	1	8		3	2	5	44
Green Valley.....	1	1		35	2	6		1		4	39
Guenther.....	2			23		3	2	3	2	3	23
Halsey.....		1	1	98	4	3	1	1		3	103
Hamburg.....	2	1	1	121	2	4		3	1	2	132
Harrison.....		1		39	2	8	1	1		3	45
Hewitt.....				80		4	1			3	82
Holton.....		1		149	3	15	4	1		16	153
Hull.....				149		29				21	159
Johnson.....	1	2	1	158	2	15	5	2		14	166
Knowlton.....		3	1	72	4	15		3	1	12	79
Kronenwetter.....	4	6	1	151	4	23		7	1	9	172
Maine.....	1	2	1	174	2	21	4	3	1	19	197
Marathon.....		8		155	5	5		8		12	157
McMillan.....	1	1	1	215	1	9	2	1	1	10	221
Mosinee.....	3	6	4	69	1	8	3	2	4	5	71
Norric.....	1	1	1	128		15		1		12	136
Plover.....	1	1		56		10	4	2		10	57
Reid.....	4	7	1	44	6	8	2	12	1	6	53
Rib Falls.....	1		2	146	1	11	1	1	3	7	152
Rietbrook.....	2	3		113	3	10	1	4		7	118
Ringle.....		5		56	4	12	5	5		10	65
Spencer.....	1			92	6	9	3	1		17	100
Stettin.....	2	2		207	3	24	6	5		14	217
Texas.....	3	2	2	120	2	15	9	6	2	3	123
Wausau.....	1	3	2	160	5	9	1	3		7	161
Weston.....		2	4	122	3	9	6	2	4	7	126
Wien.....		1		138		2		2		1	140
Abbotsford, vil.....				15		11				13	17
Athens, vil.....		3	1	122	7	17	7	2	1	14	128
Brokaw, vil.....	4	4		92	6	25	1	3	1	12	110
Colby, vil.....		3	1	21		10		3	1	9	20
Edgar, vil.....		6		105	2	33		4		32	109
Elderon, vil.....	1	5		35	1	20		7		17	49
Fenwood, vil.....		1		36		3		1		1	38
Hatley, vil.....	1	3	1	40		1	1	2	1	4	41
Marathon, vil.....		11	1	123	7	22	3	12	1	10	148
McMillan, vil.....			1	8		4		2	1	4	8
Mosinee, vil.....	2	24		223	4	79	1	21		67	247

Primary Election—1922—Continued

VOTE FOR GOVERNOR

VOTE FOR U. S. SENATOR

Counties, Towns, Cities and Villages Election Districts	Bentley Dem.	Mathie Dem.	Welles Pro.	Blaine Rep.	McHenry Rep.	Morgan Rep.	Arnold Soc.	Scattering	Hooper Dem.	Bucknam Pro.	Ganfield Rep.	La Follette Rep.	Scattering
MARATHON CO.—Con.—													
Rothschild, vil.				71		30							
Schofield, vil.		3		143	5	14	7		1		21	80	
Spencer, vil.				95	2	45	20		2		14	150	
Stratford, vil.		7	4	149	5	41					48	93	
Unity, vil.	1	2		29		33	2		7	1	40	157	
Wausau, city:									3	1	27	35	
1st ward.	5	38	2	593	22	161	3						
2nd ward.	5	17	1	343	6	62	6		35	1	126	656	
3rd ward.	2	17	1	299	11	108			17	1	52	359	
4th ward.	6	44	1	155	4	158			13	1	98	315	
5th ward.	2	48		416	25	401	1		47	1	155	162	
6th ward.	4	21	7	371	11	66	10		43		367	471	
7th ward.	3	20	6	667	9	118	26		23		4	395	
8th ward.	2	8	1	498	10	57	15		22	5	102	701	
9th ward.	5	8		360	12	58	22		8	1	55	513	
Total.	96	412	56	9,514	247	2,060	200		456	54	1,753	10,120	
MARINETTE CO.—													
Amberg.	4	1		112	3	88					75	120	
Athelstane.	3	1		86	3	15	2		4		20	86	
Beaver.	1	2	2	99	9	54	6		5		55	100	
Dunbar.	1	2	1	28	4	41			3		36	38	
Goodman.	5		3	69	5	51			1	3	36	38	
Grover.		3		184	17	100			4		50	78	
Lake.				82	4	52			3		94	200	
Middle Inlet.	2			52	1	38					53	88	
Niagara.				39	2	12			3		39	50	
Pembine.	1			25	7	46					15	40	
Peshigo.			3	102	12	35			1	2	50	76	
Porterfield.	1	1		101	9	55					57	118	
Pound.		3	2	96	8	26	2		1		22	110	
Silver Cliff.				10	5	6			2	2	7	104	
Stephenson.	4	4	1	117	6	85	3				84	111	
Wagner.	2			29	12	28	2		6	1	31	42	
Wausaukee.	6	3	1	209	7	91	2	3	3		84	219	

Coleman, vil.....	2	1		49	3	19			3		12	55	
Crivitz, vil.....				47	2	49					49	48	
Niagara, vil.....	7	6	2	137	16	49	2		13	1	45	149	
Pound, vil.....		1		35	1	14			1		10	38	
Marinette, city:													
1st ward.....	5	3	1	427	13	91	9		8		83	452	
2nd ward.....	3	2	8	378	20	256	5		5	8	241	422	
3rd ward.....	3	1		409	36	461			3		443	451	
4th ward.....	2	5	2	482	33	248	1	2	6	2	256	509	1
5th ward.....	3		1	461	36	347			3		368	484	
Peshigo, city:													
1st ward.....	1			87	2	34		1	2		27	96	
2nd ward.....	1			105	1	40			1		38	105	1
3rd ward.....				52	3	54					48	65	
Total.....	57	39	27	4,159	289	2,485	34	6	87	19	2,428	4,467	2
MARQUETTE CO.—													
Buffalo.....	8	9		55		56			16		51	61	
Crystal Lake.....				48	5	3					1	55	
Douglas.....	4	1		60	10	62			4		62	66	
Harris.....	4	3		115	3	13			5		12	120	
Mecan.....	1	1	1	101		4			2	3	2	103	
Montello.....	10	4	1	73	1	15			12	1	14	76	1
Moundville.....			1	102		133		1			123	113	
Neshkoro.....	7	5		26		1		3	14		1	26	
Newton.....	1	1		134		4			2		3	135	
Oxford.....				26	2	35			1		32	29	
Packwaukee.....	8	6		68	1	84			14		73	82	
Shields.....	4	4		99	3	19	1		9		9	114	
Springfield.....				99		18		1			12	106	1
Westfield.....	2	1		47	1	72		2	3		69	50	
Montello, vil.....	19	17		182	8	118			34		103	192	
Nashkoro, vil.....	3	2	1	43	2	18			6	1	20	41	
Oxford, vil.....	1			38		89			1		88	40	
Westfield.....	8	2		151	1	200			8		168	184	
Total.....	80	56	4	1,467	37	944	1	7	131	5	843	1,593	2
MILWAUKEE CO.—													
Franklin.....	1	4		84	6	21	8		2		18	94	
Granville:													
1st prec.....	2	3		160	3	7	9		5	1	12	161	
2nd prec.....	2		1	151	6	19	10			1	19	154	

Primary Election—1922—Continued

VOTE FOR GOVERNOR

VOTE FOR U. S. SENATOR

Counties, Towns, Cities and Villages Election Districts	Bentley Dem.	Mathie Dem.	Wolles Pro.	Blaine Rep.	McHenry Rep.	Morgan Rep.	Arnold Sec.	Scattering	Hooper Dem.	Bucknam Pro.	Ganfield Rep.	La Follette Rep.	Scattering
MILWAUKEE CO.—Con.													
Greenfield:													
1st prec.....	1	3		130	9	28	39		2	3	17	160	
2nd prec.....	3	3	3	117	10	41	39	1	6		41	129	3
3rd prec.....	3	6		89	5	4	76	1	6		8	89	
Lake:													
1st prec.....	5	2		114	6	25	60	1	5	1	31	114	
2nd prec.....	7	8	1	106	10	19	29		14	1	21	112	
3rd prec.....	13	12	1	65	5	12	27		22	1	9	79	
4th prec.....	1	2	2	54	3	10	132		5	1	16	55	
5th prec.....	2			71	3	12	26		2		14	75	
6th prec.....	7	11	1	311	5	88	8		17		28	320	
7th prec.....	6	7		76	5	16	6				19	81	
Milwaukee:													
1st prec.....	3	1		140	18	74	49		3	1	67	170	
2nd prec.....	1			62	6	7	20		1		5	72	
Oak Creek.....	9	8	1	83	12	21	12		12		24	104	
Wauwatosa:													
1st prec.....		2		112	8	68	29		2	2	68	132	
2nd prec.....	2			123	3	13	56	1	2	2	7	133	
3rd prec.....	2		2	104	4	24	56		2		20	109	
4th prec.....	3	4	2	262	6	36	90		7		40	281	
5th prec.....	2	6		151	9	111	2		5	1	91	177	
6th prec.....	6	4	1	181	4	52	2		11	1	54	105	
7th prec.....	2	5		200	15	75	46		8	2	85	206	
8th prec.....	2	4	1	71	2	19	31		3		13	77	
9th prec.....	7	12	1	194	19	79	37		14	2	81	203	
Shorewood, vil.....	15	13	2	376	22	509	18		35		525	398	
West Milwaukee, vil.....	4	3		188	8	33	90		6	1	26	207	
Whitefish Bay, vil.....	3	1	1	124	9	96	11		5		115	119	
Cudahy, city:													
1st ward.....	11	4		127	5	25	24		14		21	131	
2nd ward.....	2	6	1	136	12	48	50		8		39	155	
3rd ward.....	12	10	2	61	8	14	53		22	1	16	65	
4th ward.....	10	8	2	44	20	17	13		14	2	34	44	
Milwaukee, city:													
1st ward, 1st prec.....	7	3		74	12	169	6		11		176	72	



SENATORS OF THE WISCONSIN LEGISLATURE

(23) Herman J. Severson, (24) William L. Smith, (25) J. L. Barber, (26) Henry A. Huber, (27) George Staudenmayer, (28) Herman T. Lange, (29) C. B. Casperson, (30) Bernard N. Moran, (31) Howard Teasdale, (32) Eugene F. Clarke, (33) John C. Schumann.

1st ward, 2nd prec.	7	1	194	14	120	12	7	112	207
1st ward, 3rd prec.	6	1	74	14	247	7	7	245	80
1st ward, 4th prec.	57	13	112	20	101	13	1	101	122
1st ward, 5th prec.	84	12	160	25	38	12	59	37	180
1st ward, 6th prec.	9	3	122	15	32	14	8	35	131
1st ward, 7th prec.	10	7	108	5	179	5	17	165	120
1st ward, 8th prec.	24	6	162	7	85	11	22	95	164
1st ward, 9th prec.	9	8	157	21	115	18	13	109	174
1st ward, 10th prec.	11	4	99	6	167	7	13	169	102
1st ward, 11th prec.	5	5	164	9	44	29	8	43	173
2nd ward, 1st prec.	2	2	144	5	43	49	3	39	133
2nd ward, 2nd prec.	7	2	211	15	44	32	8	41	227
2nd ward, 3rd prec.	14	6	177	18	53	35	16	46	203
2nd ward, 4th prec.	5	5	150	11	39	65	10	35	166
2nd ward, 5th prec.	8	5	228	16	72	79	9	70	238
2nd ward, 6th prec.	8	4	154	16	34	69	9	28	182
2nd ward, 7th prec.	14	8	163	14	105	11	20	101	176
3rd ward, 1st prec.	3	4	61	3	209	3	7	219	54
3rd ward, 2nd prec.	9	4	82	9	134	3	11	127	96
3rd ward, 3rd prec.	10	9	122	9	83	23	18	86	127
3rd ward, 4th prec.	6	5	133	14	33	22	11	33	140
3rd ward, 5th prec.	5	6	122	15	179	5	14	171	123
3rd ward, 6th prec.	5	8	113	11	103	13	13	105	118
3rd ward, 7th prec.	12	6	166	10	128	10	18	122	178
3rd ward, 8th prec.	7	2	264	15	21	21	9	24	294
4th ward, 1st prec.	15	3	130	17	66	21	16	63	161
4th ward, 2nd prec.	13	3	154	29	62	8	16	52	184
4th ward, 3rd prec.	11	0	125	20	112	8	21	112	135
4th ward, 4th prec.	18	12	156	11	132	7	26	133	164
4th ward, 5th prec.	13	10	181	9	177	9	20	172	164
4th ward, 6th prec.	15	3	141	3	104	20	17	101	158
4th ward, 7th prec.	18	8	156	11	90	8	22	96	166
4th ward, 8th prec.	11	4	180	9	85	8	18	84	179
5th ward, 1st prec.	10	7	134	8	37	66	14	24	157
5th ward, 2nd prec.	20	2	150	13	43	84	21	43	161
5th ward, 3rd prec.	18	8	149	18	39	21	19	43	161
5th ward, 4th prec.	5	6	151	15	75	41	19	43	161
5th ward, 5th prec.	7	4	156	12	75	34	9	58	183
5th ward, 6th prec.	8	5	175	15	39	38	10	61	181
5th ward, 7th prec.	4	5	199	7	87	55	10	43	188
6th ward, 1st prec.	14	2	261	6	55	47	13	39	200
6th ward, 2nd prec.	7	3	189	18	29	67	9	82	281
6th ward, 3rd prec.	7	2	173	6	31	53	5	32	204
6th ward, 4th prec.	6	4	220	12	35	84	13	28	187
6th ward, 5t prec.	9	5	164	12	32	65	14	28	266
6th ward, 6th prec.	2	5	231	16	58	77	6	30	173
								52	264

Primary Election—1922—Continued
VOTE FOR GOVERNOR

VOTE FOR U. S. SENATOR

Counties, Towns, Cities and Villages Election Districts	Bentley Dem.	Mathie Dem.	Welles Pro.	Blaine Rep.	McHenry Rep.	Morgan Rep.	Arnold Soc.	Scattering	Hooper Dem.	Bucknam Pro.	Ganfield Rep.	La Follette Rep.	Scattering
MILWAUKEE CO.—Con.													
Milwaukee, city—Con.													
6th ward, 7th prec.	1	2		210	8	31	46		4		13	250	
6th ward, 8th prec.	5	1		141	10	27	36		8		24	155	
7th ward, 1st prec.	1	4	1	150	15	41	107	2	4	1	33	175	
7th ward, 2nd prec.	6	3		207	8	35	60	3	9		37	213	
7th ward, 3rd prec.	4	5		140	7	26	84	2	8		22	151	
7th ward, 4th prec.	5	3		173	14	18	83	1	7		21	182	
7th ward, 5th prec.	2			140	2	20	58		3		11	153	
7th ward, 6th prec.	4			170	11	24	62		3		23	188	
7th ward, 7th prec.	2	1		173	11	28	67	2	4		22	192	
7th ward, 8th prec.	5	1	1	149	6	11	75		4	1	12	159	
7th ward, 9th prec.	1	1		195	6	23	76	4	3		18	210	
7th ward, 10th prec.				108	6	8	66				9	119	
8th ward, 1st prec.	10	9		160	16	28	27		14		35	166	
8th ward, 2nd prec.	8	7	1	142	17	34	76		14	1	28	165	
8th ward, 3rd prec.	5	9		110	8	13	108		10		9	125	
8th ward, 4th prec.	18	14		99	20	25	43	1	28		28	110	1
8th ward, 5th prec.	46	30		126	33	30	66		60		44	138	
8th ward, 6th prec.	19	18	2	123	27	31	99		35	1	41	150	
8th ward, 7th prec.	29	19		132	31	34	53	1	41		44	151	
8th ward, 8th prec.	15	18		84	21	13	50		29		25	90	
8th ward, 1st prec.	6	9		139	7	20	90	3	13		21	148	1
9th ward, 2nd prec.	7	3	1	137	9	29	125		9		23	153	
9th ward, 3rd prec.	1	1		135	11	14	108		2		16	139	
9th ward, 4th prec.	6	3	2	202	11	21	51	1	7	2	16	218	
9th ward, 5th prec.	5	5		158	14	17	72		7		14	180	
9th ward, 6th prec.	2	4		143	12	21	68	1	6		24	155	1
9th ward, 7th prec.	2	3		116	5	16	67		6		12	122	
9th ward, 8th prec.	9	4		193	12	16	67		11		9	215	1
10th ward, 1st prec.	1	2		173	3	35	72		3		33	199	
10th ward, 2nd prec.	1	2		175	3	11	33		5		32	193	
10th ward, 3rd prec.	13	3	1	179	8	47	48	3	15		40	195	1
10th ward, 4th prec.	2	2	2	146	8	23	86	1	6	2	25	154	
10th ward, 5th prec.	1			131	10	18	97		2	1	14	145	
10th ward, 6th prec.	11	8	1	132	7	22	63	1	1		22	148	1
11th ward, 1st prec.	9	2		103	6	15	127		8		8	120	1

PRIMARY ELECTION STATISTICS

11th ward, 2nd prec.	10	6		107	10	15		98		19		16		116	
11th ward, 3rd prec.	5	4		130	15	27		97	1	12		29		148	
11th ward, 4th prec.	6	1		225	17	14		49		3	1	15		236	
11th ward, 5th prec.	10	6	2	121	15	29		118	2	15		36		130	
11th ward, 6th prec.	8	2	1	95	11	14		156	7	7	3	13		105	
11th ward, 7th prec.	13	6	1	102	23	14		131	3	16	1	28		115	
11th ward, 8th prec.	5	4		114	19	67		80	2	10	1	53		153	
12th ward, 1st prec.	18	5		127	18	30		108		20		21		152	
12th ward, 2nd prec.	23	3	2	112	10	24		51		23	3	24		125	
12th ward, 3rd prec.	24	2	1	136	17	16		25		20	1	22		139	
12th ward, 4th prec.	52	9		70	15	29		42		54		21		83	
12th ward, 5th prec.	6			134	6	39		66	1	5		38		140	1
12th ward, 6th prec.	5	2	1	79	8	13		74	2	5	1	9		93	1
12th ward, 7th prec.	41	12	1	118	15	17		56		47		23		139	
12th ward, 8th prec.	35	11		89	17	39		58	2	35	2	36		102	
13th ward, 1st prec.	18	14		131	25	59		39		30		65		148	
13th ward, 2nd prec.		3		144	13	14		95		4		23		152	
13th ward, 3rd prec.	2	2		173	10	48		42	4	5		55		176	
13th ward, 4th prec.	1	1		112	3	43		50	2	3		35		121	1
13th ward, 5th prec.	22	23	1	123	37	41		35	1	38	1	43		154	
13th ward, 6th prec.	9	13	2	102	19	31		31		18	2	32		119	
13th ward, 7th prec.	3	4		203	14	58		91		6		49		229	
13th ward, 8th prec.	3	3	1	219	19	85		57		4		86		232	
13th ward, 9th prec.		4	1	168	4	64		16		4	-1	47		188	
13th ward, 10th prec.	4	3		144	19	39		58		5		35		170	
14th ward, 1st prec.	33	25		87	20	20		44	2	55		27		97	
14th ward, 2nd prec.	26	15	1	102	30	21		59	2	29	1	25		120	2
14th ward, 3rd prec.	23	11	2	98	19	29		62		27	3	33		107	
14th ward, 4th prec.	23	14	2	92	16	24		91		35	2	24		114	1
14th ward, 5th prec.	30	10	2	73	12	32		89		40	1	25		86	
15th ward, 1st prec.	5	6		192	6	44		43		12		39		206	1
15th ward, 2nd prec.	4	6		208	12	60		37		10		55		221	
15th ward, 3rd prec.	4	4	1	171	14	80		27		11	1	82		180	
15th ward, 4th prec.	4	4	1	174	15	127		23		7	1	129		185	
15th ward, 5th prec.	5	5		223	14	144		17	1	10		133		241	
15th ward, 6th prec.	2	6	2	213	12	80		42	4	9	2	69		233	
15th ward, 7th prec.	7	3		184	10	98		15		9		100		185	
15th ward, 8th prec.	5	5		193	21	80		27		8		74		205	
15th ward, 9th prec.	1	2		132	14	178		12		3		171		155	
16th ward, 1st prec.	8	17	3	161	10	194		14		24	3	200		162	
16th ward, 2nd prec.	14	3		122	10	120		8		14		107		145	
16th ward, 3rd prec.	2	4	1	162	16	128		9		6	1	127		176	
16th ward, 4th prec.	6	4	1	147	9	143		3		11	1	144		152	
16th ward, 5th prec.	11	4		178	14	116		15		17		115		188	
16th ward, 6th prec.	13	8		190	11	51		32		21		44		207	
16th ward, 7th prec.	8	5		210	11	72		34	1	11		74		222	1

Primary Election—1922—Continued

VOTE FOR GOVERNOR

VOTE FOR U. S. SENATOR

Counties, Towns, Cities and Villages Election Districts	Bentley Dem.	Mathie Dem.	Welles Pro.	Blaine Rep.	McHenry Rep.	Morgan Rep.	Arnold Soc.	Scattering	Hooper Dem.	Bucknam Pro.	Ganfield Rep.	La Follette Rep.	Scattering
MILWAUKEE CO.—Con.													
Milwaukee, city—Con.													
16th ward, 8th prec.	5	1	6	317	12	77	27	5	6	65	346
17th ward, 1st prec.	3	1	1	147	12	46	73	5	1	36	166
17th ward, 2nd prec.	3	2	186	10	68	56	5	76	188
17th ward, 3rd prec.	7	1	1	135	3	19	95	6	1	17	137
17th ward, 4th prec.	31	11	86	11	18	49	31	26	85
17th ward, 5th prec.	2	2	1	186	10	96	57	1	88	204
17th ward, 6th prec.	6	1	1	157	7	125	45	9	128	164
17th ward, 7th prec.	2	3	1	151	4	55	57	6	1	52	163
17th ward, 8th prec.	1	1	188	6	94	75	2	1	83	204
17th ward, 9th prec.	3	3	1	166	10	24	143	2	1	22	175
17th ward, 10th prec.	17	2	2	179	12	134	27	18	2	137	183
18th ward, 1st prec.	1	3	1	118	12	351	3	4	344	133
18th ward, 2nd prec.	9	5	1	225	16	139	20	12	1	147	230
18th ward, 3rd prec.	14	9	1	109	7	217	23	1	212	120
18th ward, 4th prec.	3	1	125	5	229	2	3	219	146
18th ward, 5th prec.	8	8	179	12	204	7	16	210	176
18th ward, 6th prec.	3	2	2	168	16	126	22	7	2	132	174
18th ward, 7th prec.	7	3	59	6	279	1	11	273	61
18th ward, 8th prec.	8	5	112	16	187	10	10	165	123
18th ward, 9th prec.	5	2	89	17	294	1	10	250	136
18th ward, 10th prec.	3	5	3	144	13	248	6	10	267	137
18th ward, 11th prec.	8	5	1	105	10	160	4	14	1	166	104
18th ward, 12th prec.	24	10	198	20	42	25	30	42	228
18th ward, 13th prec.	7	5	174	9	167	6	11	160	195
19th ward, 1st prec.	6	5	156	5	27	99	11	21	175
19th ward, 2nd prec.	5	3	2	125	11	28	62	8	2	28	178
19th ward, 3rd prec.	11	7	3	183	9	110	33	15	3	98	203
19th ward, 4th prec.	4	3	3	227	8	74	40	7	3	61	246
19th ward, 5th prec.	3	4	190	5	78	29	6	70	207
19th ward, 6th prec.	3	3	218	11	118	27	3	3	117	234
19th ward, 7th prec.	5	5	1	250	21	147	32	9	141	271
19th ward, 8th prec.	2	150	12	22	84	2	16	171
19th ward, 9th prec.	3	6	2	204	13	35	98	5	1	24	225
19th ward, 10th prec.	6	11	209	9	57	53	16	53	222
19th ward, 11th prec.	2	7	1	220	18	71	21	7	1	75	231

PRIMARY ELECTION STATISTICS

20th ward, 1st prec.	3	4		108	6	26	73	9	22	117
20th ward, 2nd prec.	4	2		116	6	26	102	5	19	123
20th ward, 3rd prec.		5		129	4	28	97	4	22	140
20th ward, 4th prec.	9	3		146	4	28	81	8	25	150
20th ward, 5th prec.		2	1	151	11	19	102		12	164
20th ward, 6th prec.	4	3	1	150	8	20	79	4	10	171
20th ward, 7th prec.	3	2		188	11	54	92	4	45	204
20th ward, 8th prec.		1		149	6	17	91	1	19	158
20th ward, 9th prec.	1	2	1	135	10	22	88	2	20	149
20th ward, 10th prec.	3	3		170	9	31	81	5	20	187
20th ward, 11th prec.	2	6		166	14	37	76	10	34	182
20th ward, 12th prec.	3	1	2	166	14	58	56	3	49	193
20th ward, 13th prec.	5	5	1	269	10	137	66	7	125	294
21st ward, 1st prec.	7	5	1	90	14	32	75	10	32	104
21st ward, 2nd prec.	4	4		129	7	21	107	5	17	143
21st ward, 3rd prec.	1	3		94	3	22	75	3	15	104
21st ward, 4th prec.	5			114	8	10	62	4	5	129
21st ward, 5th prec.	2	1		155	7	34	73	3	25	169
21st ward, 6th prec.	8	4		187	12	42	70	6	32	211
21st ward, 7th prec.	4			190	3	26	77	3	16	209
21st ward, 8th prec.	12	15	3	103	15	40	40	19	33	122
21st ward, 9th prec.	3	3		146	7	17	88	5	13	157
21st ward, 10th prec.	2	3	1	151	15	27	63	4	25	171
21st ward, 11th prec.	5	3		166	12	36	71	8	27	187
22nd ward, 1st prec.	2	2		129	8	11	61	4	20	134
22nd ward, 2nd prec.	5			90	12	19	89	3	20	106
22nd ward, 3rd prec.	7	1	1	144	16	22	81	8	21	161
22nd ward, 4th prec.	9	2	1	153	9	35	61	7	27	168
22nd ward, 5th prec.	6	4		221	14	119	13	9	107	245
22nd ward, 6th prec.	1	3		161	11	93	24	4	95	169
22nd ward, 7th prec.			2	169	15	59	24	1	55	191
22nd ward, 8th prec.	4	1	1	176	13	23	94	1	26	182
22nd ward, 9th prec.	10	2	1	152	8	54	52	4	46	169
22nd ward, 10th prec.	6	2		169	13	52	44	8	49	189
22nd ward, 11th prec.	9	4		185	15	69	31	9	67	200
22nd ward, 12th prec.	5	6	1	225	9	79	24	13	67	248
22nd ward, 13th prec.	1	3		179	15	79	35	3	77	217
22nd ward, 14th prec.	10	3		218	10	93	38	10	87	234
22nd ward, 15th prec.	2	6	1	263	15	167	37	10	150	297
23rd ward, 1st prec.	7	6		160	14	80	37	11	68	199
23rd ward, 2nd prec.	5			170	12	62	44	6	55	188
23rd ward, 3rd prec.	5	9	2	80	11	29	75	12	28	102
23rd ward, 4th prec.	6	2	1	120	8	26	48	7	24	126
23rd ward, 5th prec.	6			129	8	27	79	4	20	144
23rd ward, 6th prec.	6	5	1	186	31	52	75	11	44	214
23rd ward, 7th prec.	4	2		139	9	44	45	6	40	151

Primary Election—1922—Continued

VOTE FOR GOVERNOR

VOTE FOR U. S. SENATOR

Counties, Towns, Cities and Villages Election Districts	Bentley Dem.	Mathie Dem.	Welles Pro.	Blaine Rep.	McHenry Rep.	Morgan Rep.	Arnold Soc.	Scattering	Hooper Dem.	Bucknam Pro.	Ganfield Rep.	La Follette Rep.	Scattering
MILWAUKEE CO.—Con.													
Milwaukee, city—Con.													
23rd ward, 8th prec.	13	8	1	171	20	73	60	13	1	74	196
23rd ward, 9th prec.	4	7	2	230	15	90	26	10	1	90	240
23rd ward, 10th prec.	14	5	1	209	10	94	37	19	1	94	218
23rd ward, 11th prec.	11	2	132	2	31	51	14	1	27	136
23rd ward, 12th prec.	2	2	1	134	8	18	68	4	1	20	142
23rd ward, 13th prec.	5	5	3	182	4	42	74	9	2	40	187
24th ward 1st prec.	53	11	1	93	14	44	57	51	1	43	99
24th ward, 2nd prec.	17	11	96	21	26	77	20	1	22	118
24th ward, 3rd prec.	17	4	132	10	21	132	15	18	142
24rd ward, 4th prec.	8	3	139	13	36	73	9	35	150
24th ward, 5th prec.	8	1	122	9	26	96	8	17	147
24th ward, 6th prec.	30	8	1	70	12	24	65	36	1	23	80
24th ward, 7th prec.	7	1	112	11	36	66	10	1	36	120
24th ward, 8th prec.	3	121	8	36	72	4	27	125
25th ward, 1st prec.	4	3	130	7	26	93	6	20	144
25th ward, 2nd prec.	2	3	169	4	34	101	4	31	191
25th ward, 3rd prec.	2	117	9	19	100	2	17	144
25th ward, 4th prec.	5	2	165	10	36	92	6	32	184
25th ward, 5th prec.	3	1	135	8	22	62	3	17	137
25th ward, 6th prec.	1	2	177	8	26	72	4	28	186
25th ward, 7th prec.	2	1	139	5	26	106	3	23	146
25th ward, 8th prec.	2	2	126	8	20	61	4	15	142
25th ward, 9th prec.	4	116	6	23	71	5	18	155
25th ward, 10th prec.	3	1	130	4	25	120	4	1	15	143
25th ward, 11th prec.	5	1	2	136	3	14	77	5	1	10	138
25th ward, 12th prec.	3	129	4	20	100	4	19	137
North Milwaukee, city:													
1st ward.	5	1	161	3	45	26	6	40	170
2nd ward.	10	1	2	152	5	36	37	10	1	39	156
3rd ward.	3	4	2	49	9	9	35	7	1	10	57
South Milwaukee, city:													
1st ward.	5	2	1	164	4	147	16	4	1	144	177
2nd ward.	10	11	148	14	115	45	16	110	169

3rd ward.....	10	11	2	148	20	36	29	16	1	40	147		
4th ward.....	10	5		59	12	29	11	12	1	29	67		
West Allis, city:													
1st ward, 1st prec.....	6	4	1	233	16	88	94	9	3	71	272		
1st ward, 2nd prec.....	6	6	2	183	15	43	67	8	1	48	190		
2nd ward.....	9	18	1	296	19	91	50	23	1	89	291		
3rd ward, 1st prec.....	4	10		171	19	188	25	14	1	184	201		
3rd ward, 2nd prec.....	5	3	1	137	22	105	26	1	1	103	165	1	
4th ward.....	3	12	1	185	8	170	80	2	13	144	213		
Wauwatosa, city:													
1st ward.....	7	20		187	17	402	14	1	27	375	190		
2nd ward.....	2	4		98	4	178	4	1	7	171	107	1	
3rd ward.....	5	4	2	136	10	160	7		12	175	139		
4th ward.....	3	7	1	159	16	131	14	8	3	125	188		
Total.....	2,305	1,398	182	42,588	3,295	18,338	14,645	103	3,273	170	17,537	46,545	52
MONROE CO.—													
Adrian.....	1	1	1	63		11		2	1	9	65		
Angelo.....				67	3	24		1		27	69		
Byron.....	1			273	5	22	4	1		15	293		
Clifton.....	2	1		192	3	16		1		20	196		
Glendale.....	3	1		76		32		3	1	22	86		
Grant.....	2			46	3	6		1		3	50	1	
Greenfield.....	1			72	1	31		1		23	83		
Jefferson.....	1	2		308	11	15	1	2		18	322	1	
Lafayette.....	1			31	1	13				24	99	1	
La Grange.....	1			83	3	31		1		11	33		
Leon.....	1	1		150	2	38		2		36	153		
Lincoln.....		1		158	1	49	1	1		45	164		
Little Falls.....	5			69	5	41	1	3	1	35	83		
New Lynne.....	1			27	2	10				12	29		
Portland.....	1			130	3	30		1		17	139	1	
Oakdale.....		1		195	1	32		1		22	203		
Ridgeville.....	4			140	4	42		1		29	161		
Scott.....				18	1	3				2	20		
Sheldon.....	1	1	1	137	1	24		2	1	13	152		
Sparta.....	3	1	1	175	14	58	2	1		57	194	3	
Tomah.....	1		1	97	4	47	1	2	1	37	111	1	
Wellington.....	1	1	3	125		17		2	2	7	140		
Wells.....	1	1		74	3	2		1		4	78		
Wilton.....	4			122	9	26		3		21	137		
Cashton, vil.....	2	2		204	1	67		4		57	214	4	
Kendall, vil.....	2			104	2	65		3		49	126		
Norwalk, vil.....	2		1	106	3	67		2		58	124		
Ontario, vil.....	1		1	16		17		1	1	17	17	1	

Primary Election—1922—Continued

VOTE FOR GOVERNOR

VOTE FOR U. S. SENATOR

Counties, Towns Cities and Villages Election Districts	Bentley Dem.	Mathie Dem.	Welles Pro.	Blaine Rep.	McHenry Rep.	Morgan Rep.	Arnold Soc.	Scattering	Hooper Dem.	Bucknam Pro.	Ganfield Rep.	La Follette Rep.	Scattering
Wilton, vil.				69	3	37					30	80	
Sparta, city:													
1st ward.	5	1	4	100	12	245			3		247	110	
2nd ward.				172	8	217	1	6			204	195	3
3rd ward.	1	3		211	9	178			3		167	231	
4th ward.	3	2	2	204	9	164			3	2	144	231	
Tomah, city:													
1st ward.	2	2	1	164	8	146			4		104	209	
2nd ward.	2	5	2	219	5	152	4		4		140	239	
3rd ward.	7	1	2	277	6	35			6	2	29	283	
Total.....	63	28	20	4,674	146	2,010	15	14	67	12	1,755	5,119	16
OCONTO CO.—													
Abrams.				62	3	71	1				47	90	
Armstrong.	1			92	3	28	1		1		20	102	
Bagley.	1			16		10			1		10	15	
Brazeau.	4	2		48	5	17	1		6		16	57	
Breed.	1		1	49		10				1	4	56	
Chase.	3	3		70	7	15			5		10	58	
Doty.				27								27	
Gillett.		6	2	228	3	42			8	1	34	236	
How.	8	10		102	2	29	1		17		16	116	
Lena.	3	2		43		20			5		17	45	
Little River.	8	3		134	1	42			8		36	144	
Little Suamico.	12	7	1	99	7	49			18		39	114	
Maple Valley.	2	1	1	102	1	82	3		2	1	74	111	
Morgan.		3		169	3	18			3		15	167	
Oconto.	8	7	1	146	9	45			16	1	40	164	
Oconto Falls.		1		176	1	66					66	168	
Pensaukee:													
1st prec.	1	1	1	84	4	29	1		1	1	21	95	
2nd prec.		1		60	2	18			1		13	67	
Riverview.	1			16	2	13			1		6	25	
Spruce.	6	4	1	114	5	52				1	43	126	
Stiles.	2	2		90		50			4		45	94	

Townsend.....	2		1	72	3	12	2		3	1	6	80
Underhill.....	3	3	1	111	1	19			5	1	7	123
Wheeler.....	1	2	1	43	1	13			3		8	51
Gillett, vil.....	2			158	6	90			2		86	170
Lena, vil.....	6	11		27	5	34			15		33	34
Suring, vil.....	7			46	4	26			9		23	52
Oconto, city:												
1st ward.....	1			130	3	37	1		2		35	134
2nd ward.....		2		132	4	18					21	134
3rd ward.....	3			140		16			5		14	143
4th ward.....	1	3		87	1	60			3		59	92
5th ward.....	2	2		73	3	67			4		63	78
6th ward.....	4	3		91		41	1		5		38	96
7th ward.....	5	6		116		39			12	1	39	117
8th ward.....	3	5		68	2	67			6		71	69
9th ward.....	5			131	1	16			4	1	14	134
10th ward.....	17			102	1	18			12		18	111
Oconto Falls, city:												
1st ward.....	1	2	1	88		21			2	1	21	86
2nd ward.....	2	3	1	69	1	79			4	1	77	73
3rd ward.....	5	5		113	2	57	1		7		46	129
Total.....	131	100	13	3,724	96	1,436	13		208	12	1,251	4,003
ONEIDA CO.—												
Cassian.....	3	2	2	101	5	14			4	2	15	193
Crescent.....			1	72	3	12	1			1	10	79
Enterprise.....	3			41	1	9	1		1		9	44
Hazelhurst.....		2		30		14			1		15	27
Little Rice.....	4	2		12	2	3	1		6		5	12
Lynne.....				33	1	21				1	15	42
Minocequa.....	9	12	1	105	5	42	1		15		38	116
Monico.....	9	4		62	1	11			12		5	70
Newbold.....				38		4	2				2	39
Pelican.....	3			143	5	15	1		4		16	145
Piehl.....	2	1		36	4	10			2		9	39
Pine Lake.....	1	2		57	4	13			3		15	57
Schoepeke.....	5	1		88	9	48			7		47	95
Stalla.....	4			29	1	14			6		12	32
Sugar Camp.....	1	1		54	5	23			2	1	23	55
Three Lakes.....	6	5	1	77	16	43			13		52	75
Tomahawk Lake.....	1			22	7	13			2		12	32
Woodboro.....	2			10		10			2		12	8
Woodruff.....	3	2		37	7	17	1		5		11	46

Primary Election—1922—Continued

VOTE FOR GOVERNOR

VOTE FOR U. S. SENATOR

Counties, Towns, Cities and Villages Election Districts	Bentley Dem.	Mathie Dem.	Welles Pro.	Blaine Rep.	McHenry Rep.	Morgan Rep.	Arnold Sec.	Scattering	Hooper Dem.	Bucknam Pro.	Ganfield Rep.	La Follette Rep.	Scattering
Rhineland, city:													
1st ward.....	2		2	217	2	37	5		1	3	33	219	
2nd ward.....	2			226	3	44	1		1		38	243	
3rd ward.....	4	1	1	266	7	65	4		4	1	60	271	
4th ward.....	4	7		86	7	193	3		10		188	101	
5th ward.....	10	17		137	11	158	10		22		150	157	
6th ward.....	6	1	1	290	14	133	10		6		119	303	
Total.....	84	60	10	2,269	120	966	41		129	9	911	2,410	
OUTAGAMIE CO.—													
Black Creek.....		1		105	1	23			1		11	121	
Bovina.....	1			60		23			1		20	64	
Buchanan.....	2	3	1	135	1	7			3		10	133	
Center.....				315	3	12					11	317	
Cicero.....	1		4	230	3	35	1		2	3	24	240	
Dale.....	3	4	1	124	26	44	2		7	1	47	142	
Deer Creek.....				86	1	29					28	87	
Ellington.....	1		1	153	8	72					69	158	
Freedom.....	1	2	2	199	2	17			2	2	7	212	
Grand Chute.....	3	2	1	350	5	49	1		3	1	52	345	
Greenville.....		3		146	6	40			3		30	160	
Hortonia.....	2	1	1	81	4	33			2	1	27	93	
Kaukauna.....	1	2		57	1	16	1		3		16	59	
Liberty.....				61	4	12	1		1		11	71	
Maine.....				59	1	16					14	60	
Maple Creek.....	2			65	6	10			2		8	72	
Oneida.....	2	2	1	73	4	36			5	1	29	82	
Osborn.....		1	1	110		27				1	23	114	
Seymour.....		1		121	4	34			1		31	130	
Vandenbroek.....	2			83		4			1		3	83	
Bear Creek, vil.....		3		23	1	28			2		20	31	
Black Creek, vil.....	1			72	7	40	2		1		33	86	
Hortonville, vil.....	4	1	1	138	13	88			4		79	159	
Kimberly, vil.....	3	3	2	323	3	28			5	1	24	336	
Little Chute, vil.....	3	9		267	11	17			10		16	267	

PRIMARY ELECTION STATISTICS

Combined Locks.....	2	1		83	1	7			3		7	83	
Shiocton, vil.....	1			60	3	70			1		61	69	
Appleton, city:													
1st ward, 1st prec.....	4	3		261	18	339			6		323	290	
1st ward, 2nd prec.....	1	5	2	272	12	263			7	2	266	275	
2nd ward, 1st prec.....		16		183	11	270			15		266	194	
2nd ward, 2nd prec.....	1	16		235	22	141	1		11		141	252	
3rd ward, 1st prec.....	12	21		482	28	127	2		34		131	497	
3rd ward, 2nd prec.....	7	6		366	22	59	1		11		69	371	
4th ward, 1st prec.....	5	1		155	4	3			4		10	157	
4th ward, 2nd prec.....	14	16	1	264	15	45			28		41	285	
5th ward, 1st prec.....	6	2	2	308	12	42			7	1	41	318	
5th ward, 2nd prec.....	3	5	2	416	7	38	3		10	1	31	434	
6th ward, 1st prec.....	4	1	1	306	13	41	1		4	1	48	319	
6th ward, 2nd prec.....	1	1	2	374	13	90			1	1	93	381	
Kaukauna, city:													
1st ward.....	5	7	2	347	8	61	1		11	4	68	351	
2nd ward.....	1	7	2	325	6	80	1		8	2	77	336	
3rd ward.....	3	3	3	577	1	26	1		6	2	23	583	
4th ward.....	1	4	1	402	4	43	2		8	1	42	405	
New London, city, 3rd ward.....		6	3	141	16	58			5	3	48	168	
Seymour, city:													
1st ward.....	1			72	3	85					69	90	
2nd ward.....	2		2	86	1	59			1	1	46	99	
Total.....	106	159	39	9,151	340	2,687	21		231	30	2,544	9,579	
OZAUKEE CO.—													
Belgium.....	32	30		110	10	25			36		10	135	4
Cedarburg.....	4	1	2	185		9	2		5	2	7	187	
Fredonia.....	3	6	1	143	3	16	1		9	1	10	152	
Grafton.....	2	1		135	3	15		1	1		14	139	1
Mequon.....	5	5	1	269	13	17	6		8		13	285	
Port Washington.....	11	12	1	145	8	18	2		21		15	148	1
Saukville.....	6	1		138	4	22			3		13	142	
Fredonia, vil.....	5	15		23	5	5			21		4	30	
Grafton, vil.....	6	7		147	8	19	1		10		19	157	
Saukville, vil.....	4	5		65	18	7	1		8		8	83	
Thiensville, vil.....	3	2		60	2			1	4		7	63	
Cedarburg, city:													
1st ward.....	8	5		124	4	23			7		16	133	
2nd ward.....	2			72	5	9	4		1		10	76	
3rd ward.....	6	2		63	5	24	3		11	1	19	73	

Primary Election—1922—Continued

VOTE FOR GOVERNOR

VOTE FOR U. S. SENATOR

Counties, Towns, Cities and Villages Election Districts	Bentley Dem.	Mathie Dem.	Welles Pro.	Blaine Rep.	McHenry Rep.	Morgan Rep.	Arnold Soc.	Scattering	Hooper Dem.	Bucknam Pro.	Ganfield Rep.	La Follette Rep.	Scattering
Port Washington, city:													
1st ward	12	29		156	6	32	1		28		29	179	
2nd ward	19	20		70	5	34			33		29	75	
3rd ward	12	19		84	5	21	1		21		22	91	
4th ward	13	16	1	171	10	75	1		25	1	67	183	
Total	153	176	7	2,160	114	378	23	2	252	5	312	2,331	6
PEPIN CO.—													
Albany	1		1	84	7	33			1	1	27	102	
Durand	1	3		23	3	16			4		16	26	
Frankfort	1	2		96	6	35			1		26	108	
Lima	4	10		59	2	20		1	7		21	62	6
Pepin	1			86	1	24		1	2		24	89	
Stockholm				34	3	11					7	37	
Waterville	2	6		137	10	123	4	2	6		109	171	1
Waubesa		2		13	4	24			2		23	17	
Pepin, vil.	3	5	1	45	14	38			8		46	53	
Stockholm, vil.	2			17	3	19			1		16	21	
Durand, city:													
1st ward	14	46		82	7	73	2		48		65	100	
2nd ward	2	32		96	15	199	1		37		186	127	
Total	30	106	2	772	75	615	7	4	117	1	566	913	7
PIERCE CO.—													
Clifton				79	1	13					9	83	
Diamond Bluff			1	64		6		3		1	3	68	2
Ellsworth		1		184	1	41					20	199	
El Paso				101	1	9	1	1			5	107	1
Gilman			1	81		21					14	91	
Hartland		1		99	3	14			1		19	98	
Isabelle				13		3						16	
Maiden Rock				43	2	41					25	61	
Martel	1	3		214		39	1		1		33	219	
Oak Grove		1		81	1	9					9	87	
River Falls				140		27		1	1		23	142	

Rock Elm.....		1	1	80		46				40	85		
Salem.....		1		77	1	34			2	23	88		
Spring Lake.....		3	2	93	2	47			1	30	113	1	
Trenton.....		1		55	4	16			1	16	62		
Trimble.....			1	199	4	24			1	19	205		
Union.....	1	1		92	4	34	6	1	2	29	104	1	
Bay City, vil.				17	3	15			1	17	19		
Ellsworth, vil.		2		168	3	164	1		2	146	201		
Elmwood, vil.	1	1	3	57	1	42	2			48	69		
Maiden Rock, vil.				33		19				39	36		
Plum City, vil.		1		36		86		1		16	42	1	
Spring Valley, vil.	1		1	29	5	26		2		81	38		
Prescott, city:													
1st ward.....	2	4		24	2			1	4		21	31	2
2nd ward.....		4		18				1			17	17	1
3rd ward.....		2	1	6				1			42	5	1
River Falls, city, 2nd El. Dist.	6	9	2	159	3	400		1	12	2	291	170	
Total.....	14	36	13	2,242	38	1,296	11	11	34	8	1,135	2,456	12
POLK CO.—													
Alden.....	1		4	222	1	53	1	2	1	2	42	232	
Apple River.....				125	1	20					23	121	
Balsam Lake.....	2			129	2	45			2	1	36	140	
Beaver.....		1		68	2	38					36	69	
Black Brook.....		1		162		28	1	1	1		23	170	1
Bone Lake.....	2		2	119		5	3		2	2	7	116	1
Clam Falls.....				86	3	9		1		1	10	89	
Clayton.....		2	3	149	1	23	1		2	3	13	165	
Clear Lake.....	1			182	1	33			1		28	187	
Eureka.....			3	172	3	60		3		3	64	178	
Farmington.....				179	3	15					12	184	
Garfield.....		1	2	133		62	2	1	1	1	56	141	
Georgetown.....				39	2	25					22	45	
Johnstown.....				47		6					3	50	
Laketown.....			1	180	2	12		2		1	8	188	2
Lincoln.....	3		2	163	1	39			3	1	38	171	
Loraine.....	2	1		38	1	14			3		12	42	
Luck.....	3	1	3	106	2	18	4		5	3	14	107	
McKinley.....	1	2	1	25	4	46	1		1		40	37	
Milltown.....	2			119		25	1		2		16	132	
Oseola.....				141	4	29					28	145	
St. Croix Falls.....	1		1	80		49			1	1	44	89	
Sterling.....		1		83	2	11			1		12	84	
West Sweden.....	2			141	1	24	1	1	1		20	146	1
Balsam Lake, vil.	1	1		33		80			3		71	44	

Primary Election—1922—Continued

VOTE FOR GOVERNOR

VOTE FOR U. S. SENATOR

Counties, Towns, Cities and Villages Election Districts	Bentley Dem.	Mathie Dem.	Welles Pro.	Blaine Rep.	McHenry Rep.	Morgan Rep.	Arnold Soc.	Scattering	Hooper Dem.	Bucknam Pro.	Ganfield Rep.	La Follette Rep.	Scattering
Centuria, vil.....	4			66		49		3	6		46	70	3
Clayton, vil.....				54	1	28					26	57	
Clear Lake, vil.....	4		1	102		63					52	114	2
Dresser Jct., vil.....				61	2	15		2	4	2	15	67	
Frederick, vil.....		1	1	85	1	84					61	104	1
Luck, vil.....	5	1	1	53		61		1	1	1	57	61	
Milktown, vil.....	1			69	1	46			6	1	45	72	
Osceola, vil.....	1	1	1	97	3	108		1	1	1	92	119	1
St. Croix Falls, vil.....	1		5	42	4	170		1	1	6	159	59	1
Amery, city.....	1		1	192	1	145			1	1	140	207	1
Total.....	38	13	36	3,742	49	1,538	15	19	52	31	1,374	4,002	13
PORTAGE CO.—													
Alban.....	16	8		127	2	9			26		10	130	
Almond.....	2	3		71	4	51			2		48	80	
Amherst.....	16	18		195	6	45			30		38	213	
Belmont.....	5	2	1	64	7	47			6		41	75	
Buena Vista.....	23	8		41	8	94			18		102	41	
Carson.....	16	9		100	7	22	1		22		16	102	
Dewey.....	21	8	1	4	2	1			26		2	5	
Eau Claire.....	9	4	1	118	7	25			4	1	27	123	
Grant.....	3			76	5	7					2	85	
Hull.....	37	17		31	2	8			46		7	36	
Lanark.....	3	10		95	5	68		1	13		65	95	1
Linwood.....	5	4		83	5	9	1		4	1	11	87	
New Hope.....	25	5		216	3	13		1	27		14	87	
Pine Grove.....	5	1		71	2	22			6		19	78	
Plover.....	6	8	1	209	6	54			13	1	64	199	1
Sharon.....	78	14		19	5	26			74		33	18	
Stockton.....	59	57		46	3	19	2		94		19	51	
Almond, vil.....	2			46	3	137	1		2		130	62	
Amherst, vil.....	3	3	1	97	5	101			3	1	89	62	
Amherst Jct., vil.....	4	5		47	1	5			8		5	47	
Junction City, vil.....	2			64		5			2		8	60	
Nelsonville, vil.....			1	55		22			3	1	21	57	
Plover, vil.....		4		36	2	13					9	40	

Rosholt, vil.....	5	2		86		14			6		16		85		1
Stevens Point, city:															
1st ward.....	9	10		228	14	162			16		170		231		
2nd ward.....	5	19		458	15	236	1		20		245		408		
3rd ward.....	21	29		340	9	220			38		210		345		
4th ward.....	106	62	2	339	27	39	2		133		48		338		
5th ward.....	6	3	1	487	5	68	3		8	1	57		502		
6th ward.....	2	4	2	321	1	18				2	19		318		
Total.....	493	324	13	4,170	161	1,560	11	2	650	10	1,545		4,296		3
PRICE CO.—															
Catawba.....	2	1	1	41	6	8			2		9		49		
Eisenstein.....				154	7	19					12		170		
Elk.....	2		1	86	6	18	1		3	1	16		93		
Emery.....	4	2	1	92	3	19	4	1			17		101		
Fifield.....	5	5		90	6	66	1		10		68		94		
Flambeau.....		3	2	100	10	22	3		4	2	19		120		
Georgetown.....				55		13					13		56		
Hackett.....				53	3	15	1				18		51		
Harmony.....				32	1	15	1				15		67		
Hill.....			1	66	6	31	2	1		1	23		81		
Kenan.....	1	1		45	10	14	2		2		9		61		
Knox.....	1			67	5	17	2				13		77		
Lake.....		3		217	10	40	2		3	1	35		232		
Ogema.....	2	1	1	153	12	138			2		106		202		
Prentice.....		1		87	8	54					42		111		
Spirit.....	2	2	2	93	4	27	4		2		24		102		
Worcester.....	1	1	1	169	24	45	1	1	1		29		218	1	
Catawba, vil.....		4		46	3	8			4		6		53		
Kenan, vil.....		3		43	5	30			3		32		48		
Prentice, vil.....	1	2	1	97	6	81			2	1	69		119		
Park Falls, city:															
1st ward.....		2		90	5	48	1		2		46		103		
2nd ward.....		2	1	101	7	35			1	1	30		112		
3rd ward.....	1	1		163	3	31	1		1		29		169		
4th ward.....		1		96	2	31					32		103		
Phillips, city:															
1st ward.....		2		142	6	73	2		3		61		157		
2nd ward.....		2		112	6	107	2		3		93		136		
3rd ward.....		1		122	6	59	1		1		35		153		
Total.....	22	40	14	2,642	170	1,066	31	3	54	7	901		3,038		1

Primary Election—1922—Continued

VOTE FOR GOVERNOR

VOTE FOR U. S. SENATOR

Counties, Towns, Cities and Villages Election Districts	Bentley Dem.	Mathie Dem.	Wolles Pro.	Blaine Rep.	McHenry Rep.	Morgan Rep.	Arnold Soc.	Scattering	Hooper Dem.	Bucklam Pro.	Ganfield Pep.	La Follette Rep.	Scattering
RACINE CO.—													
Burlington.....	8			58	5	40		3	8		39	72	4
Caledonia.....	11	13		346	30	73	6		22		97	353	
Dover.....	13	4		72	3	101			15		110	75	1
Mt. Pleasant.....	2	2	3	377	29	157	2		2	3	171	405	
Norway.....	2			108	3	55			1		56	117	
Raymond.....		7		185	7	111	2		7		107	204	
Rochester.....	4		1	40	2	40			4		48	35	
Waterford.....	1	3		65	3	72		1	5	1	85	77	
Yorkville.....	2		1	118	5	109	1		4	2	96	147	1
Corliss, vil.....		1		89	11	33	2	1	4		30	106	
Rochester, vil.....	1		1	28	1	72			1	1	82	21	1
Union Grove, vil.....	1	1		112	3	153		1	2		148	127	
Waterford, vil.....	4	1	1	92	9	58			4		66	96	
Burlington, city:													
1st ward.....	6	2		52	5	13	2		8		10	63	
2nd ward.....	1	7		100	18	101			9		121	101	
3rd ward.....	18	8	1	95	17	70			24	1	77	99	
4th ward.....	6	8	1	110	9	76			14		81	110	
Racine, city:													
1st ward.....	1	6	2	179	10	85	5	1	7	2	68	196	
2nd ward.....	15	7	1	243	25	594	1	2	22		651	223	
3rd ward, north prec.....	3	9	2	223	15	316			9	1	304	251	4
3rd ward, south prec.....	13	9		416	40	224	7		28		254	428	
4th ward, east prec.....	19	2	1	352	23	57	5		18		56	352	
4th ward, west prec.....	11	12		452	16	67	5		11		61	462	
5th ward.....	21	2		342	11	94	8	3	21		100	340	2
6th ward.....	6	5	5	279	11	119	3		12	4	127	282	
7th ward.....	23	15	3	794	25	76	12		32	4	84	814	
8th ward.....	7	3	5	610	15	333	15	2	9	6	330	625	1
9th ward.....	7	7	3	652	17	165	30		12	3	156	771	
10th ward.....	17	3	1	515	25	151	10	1	17	2	148	570	1
11th ward.....	5	16	1	472	32	347	13	1	21	1	361	495	3
12th ward.....	6	2	1	671	20	368	9		9	1	367	704	
13th ward.....	11	1	1	554	32	158	6		13	2	178	553	



MEMBERS OF ASSEMBLY—1923

(1) William Grahn, (2) Fred C. Smith, (3) John L. Dahl (Speaker),
 (4) Alfred M. Warden, (5) James T. Oliver, (6) Gustav Zittlow, (7) Dutee
 A. Wheelan, (8) Erick H. Johnson, (9) Carl Hillman, (10) Charles H.
 Liehe.

14th ward.....	10	15	421	10	194	10	19	191	448
15th ward.....	13	2	1	649	33	70	32	2	13	85	664	9
Total.....	268	173	36	9,871	526	4,752	190	18	412	34	4,945	10,395	27
RICHLAND CO.—													
Akan.....	2	95	3	18	2	23	92
Bloom.....	3	7	6	38	15	149	9	6	154	48
Buena Vista.....	12	4	2	75	10	80	15	2	77	85	1
Cazenovia, vil.....	4	1	53	5	22	1	6	23	58
Dayton.....	11	1	3	172	58	120	1	10	3	44	137
Eagle.....	4	9	57	5	41	12	38	62
Forest.....	4	2	70	2	51	6	44	80
Henrietta.....	13	4	88	2	108	18	81	111
Ithaca.....	16	2	144	19	37	18	35	165
Lone Rock, vil.....	4	2	1	71	5	32	5	1	31	73
Marshall.....	7	1	61	3	141	7	131	71
Orion.....	3	4	78	3	42	7	31	84
Richland.....	6	117	7	116	8	1	114	119
Richland Center:													
1st ward.....	9	3	102	13	221	10	3	218	121
2nd ward.....	27	2	1	115	8	197	30	1	165	155
3rd ward.....	38	24	117	15	290	60	282	138
Richwood.....	7	90	2	50	7	54	91
Rockbridge.....	8	1	66	13	71	1	11	63	90
Sylvan.....	13	2	1	83	7	47	14	1	49	90
Viola, vil.....	60	1	113	110	60
Westford.....	1	5	34	1	15	4	17	35
Willow.....	4	1	1	87	4	60	1	5	56	99
Total.....	196	72	18	1,874	201	2,021	4	264	18	1,840	2,064	1
ROCK CO.—													
Avon.....	3	22	1	20	1	15	27
Beloit.....	1	1	76	3	64	1	2	75	71
Bradford.....	1	2	1	54	2	89	1	4	1	73	61
Center.....	1	55	2	18	15	61
Clinton.....	1	1	47	4	61	3	59	57
Fulton.....	1	116	12	67	1	74	123
Harmony.....	4	3	2	68	2	74	5	3	69	70
Janesville.....	1	1	43	2	35	1	1	1	28	51
Johnstown.....	1	33	2	93	91	33
La Prairie.....	29	3	72	74	29
Lima.....	29	7	84	81	41
Magnolia.....	1	54	2	49	1	39	71
Milton.....	3	4	1	133	6	253	1	7	1	231	152

Primary Election—1922—Continued

VOTE FOR GOVERNOR

VOTE FOR U. S. SENATOR

Counties, Towns, Cities and Villages Election Districts	Bentley Dem.	Mathie Dem.	Welles Pro.	Blaine Rep.	McHenry Rep.	Morgan Rep.	Arnold Sec.	Scattering	Hooper Dem.	Bucknam Pro.	Ganfield Rep.	La Follette Rep.	Scattering
Newark.....	1			39	1	32					35	39	
Plymouth.....	2	1	2	102	2	43			2	2	38	107	
Porter.....	1	1		65	1	38			2		36	68	
Rock.....	3	1		78	1	34			4		20	92	
Spring Valley, vil.				76	1	35					27	80	
Turtle.....	1		2	70	1	63			1	1	59	73	
Union.....		2	2	30		67			2	3	61	36	
Clinton, vil.....	1			90	2	163			1		154	98	
Footville, vil.....				30	1	75					63	40	
Milton, vil.....	1	4	3	59	3	258			4	1	249	68	
Orfordville, vil.....	1	1		104	5	66			3		55	120	
Beloit, city:													
1st ward.....	5	4		186	20	138	1		5		140	202	
2nd ward.....	2	3	1	116	8	372			2		363	179	
3rd ward.....	4	4		168	8	216	1		8	1	198	191	
4th ward.....	5	7	5	236	7	143			9	5	129	255	
5th ward.....	4	1	1	160	18	174	1		3	1	158	198	
6th ward.....	7	3	1	151	10	185	6		8	1	181	275	
7th ward.....	7		1	218	6	113	3		5	2	100	245	
8th ward.....	2	1	1	212	5	191	2		4	1	177	233	
9th ward.....				281	1	122			12		109	284	
Edgerton, city.....	4	9		409	15	392	1				367	447	
Evansville, city.....		7	1	233	9	356	2		3	1	314	273	
Janesville, city:													
1st ward, 1st prec.....	1	6		240	14	163			4		155	268	
1st ward, 2nd prec.....				280	14	223			2		198	321	
2nd ward, 1st prec.....		4		144	8	88			3		77	163	
2nd ward, 2nd prec.....			1	204	3	284				1	251	251	
3rd ward.....	1	2	2	130	5	326				1	303	149	
4th ward, 1st prec.....	3	11	2	429	28	133	2		3	1	114	475	
4th ward, 2nd prec.....	4	3		348	10	158	3		16		113	394	
5th ward.....	1	5	3	410	12	85	1		9	3	65	428	
6th ward.....	2	1		144	6	347			4		368	184	
7th ward.....	1	5	9	170	8	162	2		5		182	203	
Total.....	79	100	44	6,371	281	6,224	29		153	32	5,783	7,303	

RUSK CO.—

Atlanta.....				105	3	38					28	118	
Big Bend.....	1	1	1	72	2	32			3	1	21	86	
Big Falls.....				23		11					6	29	
Cedar Rapids.....				21	1		3					25	
Dewey.....	1		2	58		13			1	2	10	62	
Flambeau.....		3		88	9	65	2		3		48	116	
Grant.....	1			120	5	50	1				31	152	
Grow.....	1	1		41	3	28			2		15	56	
Hawkins.....	1	2		90	5	85	1		2		69	114	
Hubbard.....		1		30	2	17			1		12	39	
Lawrence.....				17	2	17					14	22	
Marshall.....	2	3		79	2	15	4	2	2		12	82	2
Murray.....				61		24					14	73	
Richland.....			1	20	4	13				1	8	29	
Rusk.....		1	2	37	3	10			4		5	45	
South Fork.....	3			24		4			1		2	26	
Strickland.....	1	1	1	25	10	18	1		3	1	18	35	
Stubbs.....				129	4	29	1				21	133	
Thornapple.....		1		43	8	63	2		1		44	71	
True.....				51	2	35					19	68	
Washington.....	1			53		8					19	66	
Willard.....		1	1	31	3	26	2		1		25	57	
Wilson.....	1	2	1	22		6			3	1	5	35	
Bruce, vil.....		2		44	3	87			2	1	8	23	
Conrath, vil.....	1			15		17					11	53	
Glen Flora, vil.....				22		25			2		11	22	
Ingram, vil.....	1			29	2	24					26	31	
Sheldon, vil.....	1			31		9			1		9	31	
Tony, vil.....				18	1	16			1		9	26	
Weyerhauser, vil.....	1	1		67	1	22			1		14	77	
Ladysmith, city:													
1st ward.....	1			53	3	54			1		42	67	
2nd ward.....		3		72	11	94			3		80	97	
3rd ward.....		1		58	1	69			2		63	63	
4th ward.....	2			88	8	37			2		31	105	
5th ward.....	1	3	1	114	14	206	2		3		175	148	
6th ward.....	1	1		78	7	40			1		30	98	
Total.....	21	29	9	1,929	119	1,308	20	2	47	7	1,025	2,339	2

ST. CROIX CO.—

Baldwin.....		1	1	100		35	1		1		33	105	
Cady.....				85	3	32	4		2		25	97	
Cylon.....		4		151		37	1		6		40	150	
Eau Galle.....	1	2		83		25			2		25	83	

Primary Election—1922—Continued

VOTE FOR GOVERNOR

VOTE FOR U. S. SENATOR

Counties, Towns, Cities and Villages Election Districts	Bentley Dem.	Mathie Dem.	Welles Pro.	Blaine Rep.	McHenry Rep.	Morgan Rep.	Arnold Soc.	Scattering	Hooper Dem.	Bucknam Pro.	Ganfield Rep.	La Follette Rep.	Scattering
Emerald			2	135	5	35					26	152	
Erin Prairie				208		3					2	210	
Forest				154	1	10					9	157	
Glenwood				151	8	35	1				37	162	
Hammond	1			91	2	28			1	1	29	92	
Hudson	1	2		69	4	54			1		55	76	
Kinnickmic		1	1	88		38			1	1	37	91	1
Pleasant Valley		2		53	2	7	1				6	58	
Richmond				76	4	39					32	81	
Rush River		2	1	87		13			2		8	89	
Somerset	3	1		50		15		1	4		10	57	
Springfield	1	4		117	4	29			4		28	137	
Stanton	1	5		146		34		1	7		27	159	
Star Prairie		1		131	2	41					28	152	
St. Joseph	1		1	87	4	12			1	1	18	88	
Troy				75		42					36	82	
Warren	3	3		108	7	96		1	4		95	121	3
Baldwin, vil.	2	2		96	2	103					94	109	
Deer Park, vil.	1			56	1	26			1		29	59	
Hammond, vil.				51	2	71					59	70	
North Hudson, vil.	1			49		1					1	226	
Somerset, vil.	1	3		49	1	20			4		17	56	
Star Prairie, vil.				16		33				1	27	21	
Wilson, vil.	1			34	1	32					24	45	
Woodville, vil.	1		3	44	2	30			1		26	52	
Glenwood, city:													
1st ward		1		20	2	20			1		15	27	
2nd ward				21	1	14					15	20	
3rd ward	1	1	2	25	3	53			2	2	50	33	
Hudson, city:													
1st ward				94		21	1	1			16	97	
2nd ward	1		3	224	2	237	1	1	2	3	234	231	1
3rd ward		3	1	396	2	113	1		3	1	116	396	
New Richmond, city:													
1st ward	1	1		100	7	134			1		114	118	
2nd ward	2	3		123	5	139			4		114	154	
3rd ward	2		1	126	1	21			4	1	16	103	

River Falls, city:													
1st ward.....		1		14	1	27			1		28	15	
Total.....	24	43	16	3,959	79	1,755	11	5	61	11	1,601	4,231	5
SAUK CO.—													
Baraboo.....		1		186	3	166	1		1		159	212	
Bear Creek.....	3	5		143	1	11	1		8		12	143	
Dellona.....		1		43	6	28			2		30	48	
Delton.....		1	1	57	1	84			1	1	90	55	
Excelsior.....				113		35			1		34	115	
Fairfield.....			5	42	1	58	1			6	53	48	
Franklin.....		1		154	3	8			1		4	162	
Freedom.....	2			92	1	16					17	102	
Greenfield.....			2	112	3	50					53	120	
Honey Creek.....		1		169	1	20					13	182	
Ironton.....	2	1		60	7	41			2	3	47	64	
La Valle.....	1	2	3	106	4	35	3		3		40	117	
Merrimack.....		1		93	3	22			1		25	94	1
Prairie du Sac.....			1	64		26			1	1	21	68	
Reedsburg.....	4	1	2	125	4	31	1	1	4	2	33	131	1
Spring Green.....	1	1		41		21		1	2		21	44	1
Sumpter.....				152	3	65					63	157	
Troy.....		1	3	190	2	56			1	2	42	194	
Washington.....	1	3	1	212	3	43			5	1	45	216	
Westfield.....			2	214	2	4	1			1	7	215	
Winfield.....	1	2	1	78	1	22			2	1	19	86	
Woodland.....	1	1	3	62	2	66	1		3	3	64	70	
Ableman, vil.....	1		1	124		9		1		1	9	129	1
Ironton, vil.....				19	3	42	1		1		41	21	
La Valle, vil.....	2	1	2	58	3	81		1	4	2	85	56	2
Lime Ridge, vil.....	1			14	1	43					48	12	
Loganville, vil.....				89		20			1		21	88	
Merrimack, vil.....	1			51		28			2		28	49	1
North Freedom, vil.....		2		71	2	59			2		38	106	2
Plain, vil.....	1			113		2					2	114	
Prairie du Sac, vil.....	2	1		200	3	168	1	1	4		151	218	1
Sauk City, vil.....	1	1		259	3	25			1		23	273	
Spring Green, vil.....	4	3	2	98	2	113			8		101	106	
Baraboo, city:													
1st ward.....	3	4	6	335	7	404			7	6	430	337	
2nd ward.....		3	2	557	17	379			3	2	380	589	
3rd ward.....	4		3	297	7	62	1		2	3	58	308	

Primary Election—1922—Continued

VOTE FOR GOVERNOR

VOTE FOR U. S. SENATOR

Counties, Towns, Cities and Villages Election Districts	Bentley Dem.	Mathie Dem.	Welles Pro.	Blaine Rep.	McHenry Rep.	Morgan Rep.	Arnold Soc.	Scattering	Hooper Dem.	Bucknam Pro.	Ganfield Rep.	La Follette Rep.	Scattering
Reedsburg, city:													
1st ward.....	1	5	2	250	4	171	1		6		166	267	
2nd ward.....	3	3	4	298	5	305		2	10	3	314	294	2
Total.....	40	50	46	5,341	108	2,819	13	8	89	39	2,787	5,610	12
SAWYER CO.—													
Bass Lake.....			1	39	3	5				1	7	39	
Couderay.....	1		2	32	1	11	2		1	2	7	35	
Draper.....		1	1	33	2	13	1				7	46	
Edgewater.....				21		3					3	23	
Fishtrap.....				12							3	8	
Hayward.....			1	119	2	24				1	19	126	
Hunter.....	1	1		34	1	2			2		3	32	
Lenroot.....	1	3	1	106	5	19			3		16	110	1
Meadow Brook.....		1		23	1	16			1		5	35	
Meteor.....		1		29		18					9	36	
Ojibway.....				24	1	21					6	39	
Radisson.....	1	2		51	5	26			3		12	70	
Round Lake.....			1	71	1	15	1			1	13	72	
Sand Lake.....	1	4	1	66	1	51		1	5	1	43	77	1
Spider Lake.....	2	1		14		13			2		8	16	
Weirgor.....	1	2	1	41	2	15	2		2	1	11	44	2
Winter.....	3	1	1	79	18	49	1		4	1	34	116	
Exeland, vil.....	2	1		23	1	28					26	26	
Couderay, vil.....				16	3	40	1		3		31	27	
Hayward, city:													
1st ward.....	5	5	1	80	2	63			10	1	50	92	
2nd ward.....	2	1		75		41		1	1		35	80	2
3rd ward.....	1	3		97	3	17			4		23	91	1
Total.....	21	27	11	1,063	52	490	8	2	41	9	371	1,240	5
SHAWANO CO.—													
Almon.....		2		218	2	6	1		2		7	217	
Angelica.....	2	9		92	16	22			10		24	105	
Aniwa.....		1		91	3	6					5	93	

Bartelme.....				73	7	15	3				18	82	
Belle Plaine.....	1	2	1	278	4	25	2		3		16	285	
Birnamwood.....	1	2	1	112		6	1		3		7	112	
Fairbank.....	1		1	165	2	5			1	1	7	167	
Germania.....			1	95		5				1	4	94	
Grant.....	1	1	1	244	6	16			2		15	247	
Green Valley.....	2			214	6	19			1		25	215	
Hartland.....			1	207	7	12	1			1	5	222	
Herman.....			2	212	5	7			2	1	17	209	
Hutchins.....		2	1	80	2	28			1	1	30	80	
Keshena.....	1			26	5	35			1		34	30	
Lessor.....	1	2		191	7	28			3		29	208	
Maple Grove.....	6	5		53	12	60			11		71	54	
Morris.....		1	2	149	3	17	1	1		2	18	149	1
Navarino.....			1	116	5	13			1		20	117	
Neopit.....	6	12		48	16	13			18		30	48	
Pella.....			1	185	3	4			1	1	5	188	
Red Spring.....		1	1	93		34				1	23	103	
Richmond.....				299	3	7					10	297	
Seneca.....		1		117	2	4			1		3	121	
Shawano, city:													
1st ward.....	4	4	3	241	12	123	3		9	1	129	251	
2nd ward.....		6		118	5	102					97	134	
3rd ward.....	6	18	1	256	8	158			25	1	161	268	
Washington.....				231	4	6					3	241	
Waukechon.....		6		200	9	9			6		9	208	
Wescott.....				65	7	31					32	73	
Wittenberg.....		1		193	1	27	1		1		26	194	
Aniwa, vil.....			2	25	5	33	1			2	30	29	
Birnamwood, vil.....		6		65	2	78			6		69	75	
Bonduel, vil.....				163	3	14	1				10	173	
Cecil, vil.....				90	5	4					7	92	
Eland, vil.....				109		13					10	112	
Gresham, vil.....		1		94	2	12					10	100	
Mattoon, vil.....			1	77	5	50				1	41	88	
Tigerton, vil.....	2	1		133	3	44	1		2		36	142	
Wittenberg, vil.....	1	4	3	205	1	52	2		6	3	45	215	
Total.....	35	91	21	5,623	188	1,143	18	1	128	17	1,138	5,838	1
SHEBOYGAN CO.—													
Greenbush.....	5	5		100	3	64	1		9		58	105	
Herman.....	4	3		187	3	13	6	2	5		13	193	7
Holland.....	8	3		270	5	122	1		7		138	266	
Lima.....	2	1	3	145	1	125	3		3	2	117	158	1
Lyndon.....	4	5		143	4	172			9		162	153	

Primary Election—1922—Continued

VOTE FOR GOVERNOR

VOTE FOR U. S. SENATOR

Counties, Towns, Cities and Villages Election Districts	Bentley Dem.	Mathie Dem.	Welles Pro.	Blaine Rep.	McHenry Rep.	Morgan Rep.	Arnold Soc.	Scattering	Hooper Dem.	Bucknam Pro.	Ganfield Rep.	La Follette Rep.	Scattering
Mitchell.....	13	4	1	54	4	21				1	23	54	
Mosel.....	3	3	1	140	2	5	2		4	1	3	146	
Plymouth.....	3	2		201	6	32	6		3		34	203	
Rhine.....	3	2	1	89		3	13	5	6	1	2	91	8
Russell.....	2	3		33		4			6		5	30	
Scott.....	13		2	128	4	43	2		15		40	131	
Sheboygan.....			1	161	6	24	10			1	21	175	2
Sheboygan Falls.....		2	1	138	3	24	27	2	3	1	26	141	6
Sherman.....	1			167		17	3		1		21	168	
Wilson.....		1		148	1	9	3		1		13	140	
Adell, vil.....	1	1		39	1	24			2		28	37	
Cascade, vil.....	5	3		50	2	30			8		29	49	
Cedar Grove, vil.....	1			126	2	134			1		136	126	
Elkhart Lake, vil.....	8	2		74	5	30	14	1	9		27	83	3
Glenbeulah, vil.....	1	2		54		34			4		39	50	
Kohler, vil.....	5	1		69	1	41	3		5		41	71	
Oostburg, vil.....	1	1		46	2	76	1		1		72	52	
Random Lake, vil.....	10	4		45	1	27	1		12		27	53	
Plymouth, city:													
1st ward.....	7	1		275	8	108	3		7		98	292	
2nd ward.....	13	15	2	218	14	147	5	4	27		129	249	7
Sheboygan, city:													
1st ward, 1st prec.....	13	5	1	260	7	166	11	1	16	1	168	264	2
1st ward, 2nd prec.....	21	8		261	21	200	32		24		203	386	
2nd ward.....	25	6	2	309	21	108	28	2	20	2	112	318	6
3rd ward.....	8	7	3	149	12	35	42		15	2	45	151	
4th ward.....	12	7	3	529	22	100	83		19	2	97	546	
5th ward.....	4	3	2	394	10	23	105		6	2	24	403	
6th ward.....	7	4	1	310	5	24	69	1	8	3	23	323	3
7th ward.....	13	5	2	425	14	31	148	4	18	2	29	444	21
8th ward, 1st prec.....	7	2		230	5	24	37	4	6	1	26	236	12
8th ward, 2nd prec.....	15	9	4	560	18	35	97		21	2	36	579	
Sheboygan Falls, city:													
1st ward.....	3	1		60	5	48	6		5		53	65	
2nd ward.....	3	1		99	2	70	6		5		74	102	
Total.....	244	122	30	6,686	221	2,193	768	26	328	23	2,192	7,083	78

TAYLOR CO.—

Aurora			1	76		15				1	16	74	
Browning				93		9					8	95	
Chelsea				129	3	14	6				12	139	
Cleveland	2	1	1	39	6	46	2				40	49	5
Deer Creek	1			126	3	40	6		3		33	142	
Ford			1	43	1	27	4		1	1	22	45	
Goodrich		2		50	1	13	1		2		11	55	
Greenwood				61	2	8	3				6	66	
Grover				56	1	9	1				7	59	
Hammel				73	1	18					15	74	
Holway	1		1	75	1	31					34	74	
Little Black		1	3	266	3	29	4			1	20	273	
Maplehurst	1		1	31	3	10				1	18	47	
McKinley				7	3	52				1	47	71	
Medford	3	4	2	240	7	38	12			7	32	249	
Molitor				29		5				1	5	32	
Pershing	4	2	1	37	2	6			1	5	8	34	2
Rib Lake				76	3	21	1			1	14	86	
Roosevelt	1	1		35	2	16	1			2	11	39	
Taft				26	1	16					12	30	
Westboro	2	1		76	4	82	7		1	1	64	99	6
Gilman, vil.				80	1	41	1			1	40	78	
Lublin, vil.				6	1	13	1				12	8	
Rib Lake, vil.	2	1	2	125	5	59	2			3	52	141	
Medford, city:													
1st ward	1	2		36	3	102	1			2	101	142	1
2nd ward	1			103	8	43				1	40	119	
3rd ward	1			109	2	84	3		1		71	127	
Total	20	15	13	2,286	67	847	56	3	30	10	751	2,447	15

TREMPEALEAU CO.—

Albion	1			95	5	39			1		44	97	
Arcadia	11	1	1	159	8	36	2		3	1	26	187	11
Burnside	4	1		46	1	6	1		4		6	50	
Caledonia	1	1	1	23		29			2	1	19	30	
Chimney Rock	2	5		86	8	16	2		7		11	108	
Dodge	1	2		42	10	20			4		25	45	
Etrick	6			328	7	59					41	346	
Gale	3		1	163	5	100			2	1	81	199	
Hale				212	9	46					39	226	
Lincoln			1	98	4	17					13	109	
Pigeon				295	2	8					3	307	
Preston	1	1		333	3	16		1			11	340	
Sumner	2	2		98	4	14			3		17	97	

Primary Election—1922—Continued

VOTE FOR GOVERNOR

VOTE FOR U. S. SENATOR

Counties, Towns, Cities and Villages Election Districts	Bentley Dem.	Mathie Dem.	Welles Pro.	Blaine Rep.	McHenry Rep.	Morgan Rep.	Arnold Soc.	Scattering	Hooper Dem.	Bucknam Pro.	Ganfield Rep.	La Follette Rep.	Scattering
Trempealeau.....				149	5	46					46	142	
Unity.....	1			142	1	18			1		16	144	
Arcadia, vil.....	4	11	1	169	5	142			13	1	114	217	
Blair, vil.....	1	1	1	159	2	43			2		41	169	
Eleva, vil.....	2	2		44		43			4	1	46	42	
Galesville, vil.....	2			80	7	263			2		233	111	
Independence, vil.....	10	3		82	6	71	3		10		64	93	3
Osseo, vil.....	6	3		125	5	92			7	1	81	143	3
Trempealeau, vil.....	2	2		45	2	61					52	56	
White Hall, vil.....	2	1		225	1	84					68	246	
Total.....	62	36	7	3,198	103	1,269	9		65	6	1,097	3,514	17
VERNON CO.—													
Bergen.....	3		2	58	2	12			1	1	13	59	
Christiana.....				235	2	23					17	243	
Clinton.....	2			189	5	32			2		25	202	
Coon.....				188	1	23					23	192	
Forest.....			1	63	7	43				1	36	75	
Franklin.....				279	13	21					29	285	
Genoa.....				82	3	37	1				36	86	
Greenwood.....	2	2		90	5	7			2		10	92	
Hamburg.....		2	1	77	7	36			1	1	22	95	
Harmony.....				150	8	19					23	156	
Hillsboro.....	2	1	2	35	1	17			3	2	14	39	
Jefferson.....			2	275		42				2	35	275	
Kickapoo.....	1			105	2	17			3		15	109	
Liberty.....	2	1		57		23			3		17	70	
Stark.....	5		2	92	4	27			4	2	24	102	
Sterling.....		2	2	173	9	44			3		41	186	
Union.....	3			64	9	16			3		22	68	
Viroqua.....				341	4	88	1				85	348	
Webster.....	4	2	2	133	1	71			4	2	64	141	
Wheatland.....				114	4	21					11	129	
Whitestown.....	1		1	105	4	15			1		16	111	
Chaseburg, vil.....	1	1		35	2	29					31	39	
Coon Valley, vil.....	1	1		52	2	48			2		41	61	

De Soto, vil.	2	1		24	1	19			1		11	32	
Hillsboro, vil.	5	3	1	85	12	116			5	1	123	94	
La Farge, vil.	1	1	1	10 ⁴	4	54		2	2	1	47	115	2
Ontario, vil.	1	1	1	40	2	29		1	2	1	24	47	1
Readstown, vil.			2	43	2	35				2	27	51	
Stoddard, vil.	2			30		31			1		25	37	
Viola, vil.				21	2	33					27	30	
Viroqua, city:													
1st ward	2	3		153	14	176			5		168	174	
2nd ward		3	2	120	5	210	1		4	2	193	142	
3rd ward	1			182	10	176			1		165	199	
Westby, city:													
1st ward			1	95		29				1	24	102	
2nd ward	1			147	2	42			1		39	153	
3rd ward	2			60		20			2		19	63	
Total	44	24	23	4,096	149	1,681	3	3	56	19	1,542	4,402	3
VILAS CO.—													
Arbor Vitae:													
1st prec.	1			41	2	33			2		26	52	
2nd prec.				36		8			2		8	36	
Cloverland		3		13		9	2		4		3	13	
Conover	2	1	2	71	4	15	4		4	2	11	85	
Eagle River	1	7	1	122	6	135	1		9	1	111	151	
Farmington				26	2	13					12	25	
Flambeau:													
1st prec.	1	1	1	39	2	17			2	1	20	38	
2nd prec.		1		17	1	13			1		14	17	
Lincoln	3	4		47	2	43	2		5		28	62	
Phelps	3	5	2	144	10	110	6		6	2	94	157	
Plum Lake		2	1	9		16					15	15	
Presque Isle:													
1st prec.	1			61	6	30	1		1		26	71	
2nd prec.		2		89	5	11			1		14	99	
State Line	1			22		9					11	18	
Washington:													
1st prec.		1		32		5	1		1		7	27	
2nd prec.				22		11					11	23	
Total	13	27	7	791	40	479	17		38	6	411	894	
WALWORTH CO.—													
Bloomfield	1		3	87		36			2	3	41	83	
Darien	3	4	3	141	6	179			7	3	163	159	
Delavan	1	1	1	83	2	93			3	1	94	83	

Primary Election—1922—Continued

VOTE FOR GOVERNOR

VOTE FOR U. S. SENATOR

Counties, Towns, Cities and Villages Election Districts	Bentley Dem.	Mathie Dem.	Welles Pro.	Blaine Rep.	McHenry Rep.	Morgan Rep.	Arnold Soc.	Scattering	Hooper Dem.	Bucknam Pro.	Ganfield Rep.	La Follette Rep.	Scattering
WALWORTH CO.—Con.													
East Troy	1	3		109		64			5		71	102	
Geneva	1		1	156	5	114			1	1	125	148	
Lafayette	3		1	118	6	78			2	1	90	108	1
La Grange	2	3	2	96	5	90	1		5	2	96	92	
Linn	8	6		101	2	111	2	1	9		129	87	2
Lyons	1		3	218	7	69	1		2	2	76	218	1
Richmond	8			78	2	49			6		45	78	
Sharon				90	1	47			1		45	92	
Spring Prairie	4	1	1	2	2	102			4	1	114	78	
Sugar Creek	1	2	3	124	1	122			3	2	113	137	1
Troy	4	1		79	2	76			5		73	83	
Walworth	1		3	93	6	118				3	130	92	
Whitewater				72	2	27					28	78	
East Troy, vil.	9	7	2	121	4	159			16	2	156	128	
Genoa Junction, vil.		1		51	1	100			2	2	9	56	
Sharon, vil.	7	1	4	118	6	160			8	4	153	127	1
Walworth, vil.	4	1	5	125	2	158	3		4	5	154	128	
Williams Bay, vil.	1			40	2	46				1	52	35	
Delevan, city:													
1st ward	1		1	83	1	229	1		2	1	226	97	
2nd ward	14	7	1	58	1	239			21		231	64	
3-d ward	5	5	1	60	2	215			9	1	198	80	
Elkhorn, city:													
1st ward	3	3	3	94	4	106			6	3	107	12	
2nd ward	3	14		98	9	175	1		20		176	102	2
3rd ward	5	12	5	137	2	145			18	5	152	137	
Lake Geneva, city:													
1st ward	9	3	7	121	3	200			16	7	200	120	
2nd ward	2	3	1	112		102		1	6	1	104	107	
3rd ward	4		2	231	3	69	2		3	1	84	216	
Whitewater, city:													
1st ward	12	6	3	116	3	67	1	1	17	2	64	134	2
2nd ward	9	18	2	18	6	360	1		27	2	363	188	
3rd ward	3	5		128	3	175	3		9		185	123	3
Total	130	106	58	3,607	101	4,080	16	3	240	54	4,133	3,652	13

WASHBURN CO.—

Barronett.....				60	3	8	2			16	57	
Bashaw.....	1		2	88	5	20			1	26	85	
Bass Lake.....				16	3	4				5	17	
Beaver Brook.....				52	3	16		1		22	49	1
Brooklyn.....			2	20	1	19				23	13	
Birchwood.....		1		22		7				4	21	
Casey.....				12	1	7				3	14	
Chicog.....				12	1	4	4			7	11	1
Crystal.....				40	5	18				15	45	
Evergreen.....	1			30	2	20	4		1	19	29	
Frog Creek.....				14		11				13	12	
Gull Lake.....				17	1	13				15	15	
Long Lake.....	1		1	83	4	9			1	7	87	
Madge.....	3	1		28	3	9	1		4	6	36	
Minong.....	1	1	1	13	2	6			2	6	16	
Sarona.....	2		1	55	2	27			1	24	62	
Spooner.....	1			20	4	17				15	25	
Springbrook.....				92	3	54	1			54	96	
Stinnett.....			1	19	1	19				17	24	
Stone Lake.....	2			27	6	14			3	16	32	
Trego.....		2		64	2	21	2		1	2	66	
Birchwood, vil.....	1			37	2	35			1	26	48	
Minong, vil.....				14	3	20				21	16	
Shell Lake, vil.....	1	1		127	9	100	1		1	135	160	2
Spooner, city:												
1st ward.....				204	6	76	1			73	211	
2nd ward.....		1		235	8	43	3		1	42	244	
2nd ward.....	1			92	3	13			1	12	96	
Total.....	15	7	8	1,493	83	666	10	1	18	643	1,587	4
WASHINGTON CO.—												
Addison.....	4	5		192	24	29			10	1	11	235
Barton.....	7	18	1	134	14	13	2		22	1	11	149
Erin.....	5	16		59	2	1	1		14		23	61
Farmington.....	2	2		199	9	14			4		10	218
Germantown.....	5		1	200	21	50			13	1	38	317
Hartford.....		6	1	134	7	40			7		34	145
Jackson.....	3	4		171	18	18	2		7		15	196
Kewaskum.....	2			113	5	3			1		8	110
Polk.....		2		178	4	12	4			2	10	183
Richfield.....	1	5		228	5	48			6	1	37	251
Trenton.....	3	8		100	22	50	3	2	6		24	127
Wayne.....	1	3		147	9	4	1		5		1	154
West Bend.....	3	7	1	79	8	13			11	1	9	95

Primary Election—1922—Continued

VOTE FOR GOVERNOR

VOTE FOR U. S. SENATOR

Counties, Towns, Cities and Villages Election Districts	Bentley Dem.	Mathie Dem.	Welles Pro.	Blaine Rep.	McHenry Rep.	Morgan Rep.	Arnold Soc.	Scattering	Hooper Dem.	Bucknam Pro.	Ganfield Rep.	La Follette Rep.	Scattering
WASHINGTON CO.—Con.													
Jackson, vil.	1			55	5	3			2		4	58	
Kewaskum, vil.	9	9		159	13	15			16		21	170	
Slinger vil.	4			155	7	4		3	3		3	164	
Hartford, city:													
1st ward	7	9	2	237	19	123	2		15	1	127	247	
2nd ward	1	5		159	7	29	1		6		24	174	
3rd ward	1	2		129	14	60	1		3		58	141	
4th ward	2	1	1	129	8	57		1	3	1	54	134	
West Bend, city:													
1st ward	4	13	1	184	10	40	2		16		37	201	
2nd ward	9	11		201	13	95	3		20	1	94	210	
3rd ward	2	8		191	14	42			1		39	208	
Total	76	144	8	3,623	258	781	24	3	201	11	692	3,948	3
WAUKESHA CO.—													
Brookfield	18	15	1	156	13	102	2		28	2	99	166	3
Delafield	3	11		151	13	156	1		13		164	155	4
Eagle	4	1		77	4	41			4		44	79	1
Genesee	6	5	1	127	11	246	1		9	1	248	142	1
Lisbon	7	7	3	147	10	182	3	2	12	3	157	179	5
Menomonee	4	5	1	144	16	27	2		9	1	29	168	
Merton	10	13	1	127	11	105	1		18		102	137	
Mukwonago	1			69	2	52			1		56	68	
Muskego	2	2		120	11	18	1		4		31	128	
New Berlin	6	13		167	4	70	3		17		60	184	
Oconomowoc	8	11		200	7	78	2	1	20		77	209	
Ottawa	2	6	1	44	1	90			6		90	43	
Pewaukee	7	7		148	19	125			11		124	179	1
Summit	9	3	1	145	8	92	4		10	1	111	140	4
Vernon		3	3	113	4	140	1		4	2	148	108	
Waukesha	3	4		103	5	182			6		189	96	
Dousman, vil.	8	4		26	3	57	1		11		62	29	
Eagle, vil.	16	19		56	3	57			34		55	62	
Hartland, vil.	8	11		54	5	106	7		18		93	70	3
Menomonee Falls, vil.		2	2	125	13	86	8		1	2	78	153	


Merton, vil.....	4	2		64	1	25			5		21	71	
Mukwonago, vil.....	4	13	3	84	1	39	1		15	3	06	72	2
New Butler, vil.....				159	4	8	1	2	1		9	163	1
North Prairie, vil.....	1	1	1	58	1	42	1	2	1	2	41	64	2
Pewaukee, vil.....	6	6		66	4	90	2		14		80	87	1
Oconomowoc, city:													
1st prec.....	17	20	1	160	6	142	1		33	1	124	184	
2nd prec.....	11	16		167	19	272	1		25		246	196	
Waukesha, city:													
1st ward.....	9	16	2	368	6	355	4		27	2	369	361	1
2nd ward.....	12	9	1	467	17	171	7		19	1	178	503	
3rd ward.....	9	9		253	5	86	1		16		90	264	
5th ward.....	14	8		447	25	401	2		19		394	496	
6th ward.....	13	12		209	14	452	2		22		443	202	
6th ward.....	13	16		264	11	467	3		28		491	263	
Total.....	235	271	22	5,062	277	4,612	63	7	461	21	4,609	5,421	29
WAUPACA CO.—													
Bear Creek.....		3		190	9	35			1		28	209	
Caledonia.....		1		134	10	2			2		2	143	
Dayton.....	1	2	1	109	9	80	2		3	1	100	102	1
Dupont.....				172	5	13					10	183	
Fremont.....		2		45	6	10					7	50	
Harrison.....	1			232	1	3	1		1		2	237	
Helvetia.....				130	4	22				1	22	133	
Iola.....			1	201	2	18				1	15	202	
Larrabee.....				254	2	22					18	257	
Lebanon.....	1			92	4	29			1		25	104	
Lind.....				100	10	40	1				37	113	
Little Wolf.....			1	96	11	31					24	117	
Matteson.....				127	4	40					27	138	
Mukwa.....	1	3		45	7	33			2		27	66	
Royalton.....	1	1		57	7	38	3		2		31	65	
Scandinavia.....		1		199	3	32			1		27	206	
St. Lawrence.....				145	7	57					61	147	
Union.....	1	3	1	137	15	29			4	1	27	154	
Waupaca.....		2		115	6	63			3		67	119	
Weyauwega.....		1		61	8	17	2	1	2		16	72	
Wyoming.....			1	157	4	6				1	5	165	
Embarrass, vil.....			2	71		28				2	20	84	
Fremont, vil.....				38	6	13	1				15	41	
Iola, vil.....	1	2	1	212	11	67	5	2	3		61	233	
Manawa, vil.....	1	4	1	71	8	113			3	1	114	86	
Marion, vil.....	1	3		134	45	124			4		111	104	
Ogdensburg, vil.....		1		20	3	54					54	25	

Primary Election—1922—Continued

VOTE FOR GOVERNOR

VOTE FOR U. S. SENATOR

Counties, Towns, Cities and Villages Election Districts	Bentley Dem.	Mathie Dem.	Welles Pro.	Blaine Rep.	McHenry Rep.	Morgan Rep.	Arnold Soc.	Scattering	Hooper Dem.	Bucknam Pro.	Ganfield Rep.	La Follette Rep.	Scattering
WAUPACA CO.—Con.													
Royalton, vil.	1	2		33	1	46		3	1	1	40	42	2
Scandinavia, vil.				89	6	38					36	95	
Weyauwega, vil.	1	12		91	26	113	5	2	14		117	113	1
Clintonville, city:													
1st ward.		1		128	5	73					57	146	
2nd ward.		1		90	2	18					14	101	
3rd ward.	1		1	158	6	29	2		1	2	24	171	2
4th ward.		1	1	243	13	140	1		1	1	137	268	
Farmington, city:													
1st prec.			1	168	6	37	1				35	182	
2nd prec.	3	6	5	61	18	191	1		9	5	190	79	
New London, city:													
1st ward.				141	16	76						67	164
2nd ward.		1		62	5	30			3		30	72	
4th ward.		2		145	1	144			2		137	170	
5th ward.		2		60	6	42			3		33	80	
Waupaca, city:													
1st ward.		1		116	16	160	2		1		149	147	1
2nd ward.	1	4		9	15	229			4		234	105	
3rd ward.	1			99	14	133			1		126	122	
4th ward.				87		214	2	1			210	99	3
Total.	17	62	18	5,208	382	2,727	29	9	72	17	2,589	5,801	10
WAUSHARA CO.—													
Aurora.	1			84	10	45			1		52	86	
Bloomfield.				77	31	13					17	106	
Coloma.	3	2		85	2	112	1		4		95	98	
Dakota.				89	2	11					14	89	
Deerfield.				80	3	26					22	87	
Hancock.				70	1	21	1				14	79	
Leon.				78	4	68					70	80	
Marion.	1		1	122	6	32	2		2	1	32	126	
Mount Morris.				152	1	24					27	155	
Oasis.				86	2	19					15	93	
Plainfield.	1			139	3	44					44	142	



MEMBERS OF ASSEMBLY—1923

(1) G. W. Schmidt, (2) Robert Caldwell, (3) Albert C. Johnson, (4) Herman W. Sachtjen, (5) James C. Hanson, (6) C. M. Grimstad, (7) Herman Ziemer, (8) Fred E. Moul, (9) John Peltier, (10) Sixtus Lindahl.

Poy Sippi.....	5	2		70	31	96			6		95	95	2
Richford.....	1			94	2	5			1		7	96	
Rose.....	2		2	108	2	67			3	2	59	118	
Saxeville.....	1		1	78	11	38	1				44	84	
Springwater.....	1			81	2	63	1		1		53	94	
Warren.....	4	1		56	5	23	2		5		22	61	
Wautoma.....				139	2	32					29	143	
Berlin, precinct.....				1								1	
Hancock, vil.....				105	1	60			1		53	114	
Lohrville, vil.....	2			29	2	4	1		3		5	33	
Plainfield, vil.....				133	5	119	1				129	125	
Redgranite, vil.....		2		77	10	71	4		2		57	95	
Wautoma, vil.....	2	7	1	202	9	150			10	2	140	220	2
Wild Rose.....	2	2	1	77	5	137			5	1	126	101	
Total.....	26	17	6	2,312	152	1,280	14		44	6	1,221	2,521	4
WINNEBAGO CO.—													
Algoma.....	1	1		119	61	91			1		110	154	
Black Wolf.....		1		79	14	6			1		13	82	
Clayton.....		3		135	9	42			2		40	143	
Menasha.....				63	10	20			4		19	74	
Neenah.....	1	4		39	3	22	1		1		29	37	
Nekimi.....		2		111	11	52			1		55	115	
Nepenskum.....	2	2		59	21	61			3		59	78	
Omro.....			1	93	16	75				1	65	107	
Oshkosh.....		6		197	43	87			4		108	227	
Poygan.....	2	2		60	24	37		1	4		42	73	
Rushford.....	1	3	2	99	32	166	1	1	1	1	173	107	1
Utica.....	2			78	16	81		8	1		86	92	
Vinland.....	1			108	22	58			1		66	119	
Winchester.....				306	8	30					42	302	
Winneconne.....				52	19	52					62	61	
Wolf River.....				102	10	2					3	111	
Omro, vil.....	2	4	3	110	51	214		1	6	2	239	126	2
Winneconne, vil.....	2	1	1	147	50	102			1	1	105	188	
Menasha, city:													
1st ward.....	8	4	2	170	21	68			9	2	70	191	
2nd ward.....	11	14		295	17	28			16		32	322	
3rd ward.....	6	10	3	147	20	65			16		67	166	
4th ward.....	20	8		127	12	3			23		5	139	1
5th ward.....	6	8		216	22	34			14		43	228	
Neenah, city:													
1st ward.....	2	8	3	311	22	208	3		8	3	213	333	
2nd ward.....	6	1	2	270	17	148	2	1	6	3	145	291	
3rd ward.....	1	3		175	9	113	2		3		109	192	

Primary Election—1922—Continued

VOTE FOR GOVERNOR

VOTE FOR U. S. SENATOR

Counties, Towns, Cities and Villages Election Districts	Bentley Dem.	Mathie Dem.	Welles Pro.	Blaine Rep.	McHenry Rep.	Morgan Rep.	Arnold Soc.	Scattering	Hooper Dem.	Bucknam Pro.	Ganfield Rep.	La Follette Rep.	Scattering
WINNEBAGO CO.—Con.													
4th ward.....		3	1	141	11	25			3		28	151	
5th ward.....	11	3	2	288	17	86				2	85	305	2
Oshkosh, city:							1	2	10				
1st ward.....	1	7		201	60	121	3		9		134	243	
2nd ward.....	3	13		360	152	136		1	14		171	462	
3rd ward.....	4	10	1	397	79	42	2		13	1	53	447	1
4th ward.....	8	13	2	288	141	219	1		23	2	262	378	
5th ward.....	9	30	1	260	69	382			41	2	400	308	
6th ward.....	2			433	94	5	3		3		25	512	
7th ward.....	2	13		136	42	318			18		330	145	
8th ward.....	5	5		409	93	63	4		10		74	473	
9th ward.....	8	5	2	665	100	60	8		12	2	72	747	
10th ward.....	2	16	1	500	145	352	1		16	1	383	554	
11th ward.....	5	14		404	97	154	2		20		197	464	
12th ward.....	6	3	4	370	4	160	2		9	1	183	409	
13th ward.....	3	3	1	308	111	33	6		7		50	385	
14th ward.....	2	1	1	269	56	25	2		1	1	34	313	
Total.....	148	224	33	9,097	1,912	4,046	44	15	385	25	4,481	10,354	8
WOOD CO.—													
Arpin.....				144	1	30					25	152	
Auburndale.....		1		162	1	3	4				2	160	2
Cameron.....				43	2	6			1		9	42	
Cary.....			1	49	1	22					22	49	
Cranmoor.....				11		24	5				23	11	3
Dexter.....	1	2	1	16	1	7	1				5	20	2
Grand Rapids.....		2		131	1	26	9			1	22	136	
Hansen.....	1	1		182	6	47	2	4	1		53	184	
Hiles.....			1	20		3	3				4	19	
Lincoln.....		5		220	2	8	5		3	1	12	216	
Marshfield.....	1	1	1	177	1	11			1	1	4	183	
Milladore.....	2		1	138	4	8			1		7	144	1
Port Edwards.....				79								78	
Remington.....	1			76		8	1		1		6	78	
Richfield.....		1		122	2	34			1		36	123	

Rock.....	1			89	7	51			1		54	92	
Rudolph.....	1	1		184	1	9	3		1	1	10	186	
Saratoga.....	1			88		4	2		1		6	84	
Seneca.....				37		6	3				4	38	
Sherry.....	1	2		112	3	20	1				25	110	
Siegel.....	2	1	1	211	5	20	3		4	1	33	205	
Wood.....				67	5	5	8				6	74	
Auburndale, vil.		1		61	1	19					20	58	
Biron, vil.....	1	1	1	77	2	6		1	3	1	5	79	
Nekoosa, vil.....	4	3	1	278	5	101	2		5	1	103	279	
Port Edwards, vil.			1	101	1	66	1			1	68	102	
Marshfield, city:													
1st ward.....	1	2	1	285	5	22	2		2	1	19	300	
2nd ward.....				123	1	15					16	124	
3rd ward.....	2	3		194	12	126	2		5	1	123	215	
4th ward.....	2	3		319	14	110			5	2	111	341	
5th ward.....	6	16	2	137	7	119		1	14	1	121	140	
6th ward.....	1	1	2	157	4	37	2		3	2	31	176	
Pittsville, city:													
1st ward.....		1		21	3	26	2		1		27	23	
2nd ward.....				8		17	1		1		16	8	
3rd ward.....	1			13	1	12					12	14	
Wisconsin Rapids, city:													
1st ward.....		2		196	3	37	1		1		38	194	
2nd ward.....		5		245	10	115	3		4	1	106	260	
3rd ward.....	1		1	133	4	178			6		168	141	
4th ward.....		3	2	274	4	77	2		1	4	81	269	
5th ward.....	3	1		254		17	6		4	1	15	254	
6th ward.....	1	3		248	2	40	21		5		40	249	
7th ward.....		3		194	5	60	4		3		65	188	
8th ward.....	1	4		158	5	63	5		4		59	163	
Total.....	76	31	18	5,834	133	1,615	105	7	89	17	1,612	5,961	14

SUMMARY OF PRIMARY VOTE FOR UNITED STATES SENATOR

County	Democrat	Prohibition	Republican	
	Jessie Jack Hooper	Adolph R. Bucknam	Robert M. La Follette	William Ganfield
Adams.....	34		1,518	399
Ashland.....	67	13	4,226	1,223
Barron.....	63	21	5,046	1,775
Bayfield.....	27	9	2,947	926
Brown.....	716	24	8,708	2,741
Buffalo.....	25	7	2,972	901
Burnett.....	10	5	2,238	538
Calumet.....	282	2	2,253	229
Chippewa.....	66	23	5,729	1,885
Clark.....	90	17	5,016	2,169
Columbia.....	82	16	5,606	3,021
Crawford.....	343	11	2,059	687
Dane.....	449	44	15,545	6,531
Dodge.....	731	34	8,132	2,902
Door.....	40	14	2,280	892
Douglas.....	88	15	7,490	2,144
Dunn.....	33	5	4,413	1,554
Eau Claire.....	197	22	6,005	2,286
Florence.....	5	2	703	292
Fond du Lac.....	322	23	8,200	3,520
Forest.....	35	5	1,368	539
Grant.....	380	15	6,364	3,056
Green.....	69	21	3,743	1,455
Green Lake.....	147	10	1,772	1,178
Iowa.....	129	9	3,394	1,676
Iron.....	14	4	1,723	277
Jackson.....	44	5	3,398	1,214
Jefferson.....	414	22	6,007	2,159
Juneau.....	156	7	3,178	1,178
Kenosha.....	624	15	5,762	2,223
Kewaunee.....	144	7	1,974	256
La Crosse.....	448	39	7,576	2,483
Lafayette.....	239	11	3,388	1,385
Langlade.....	433	12	2,824	927
Lincoln.....	222	14	3,681	843
Manitowoc.....	581	22	7,780	1,575
Marathon.....	456	54	10,120	1,753
Marquette.....	87	19	4,467	2,428
Marquette.....	131	5	1,593	843
Milwaukee.....	3,273	170	46,545	17,537
Monroe.....	67	12	5,119	1,755
Oconto.....	208	12	4,003	1,251
Oneida.....	129	9	2,410	911
Outagamie.....	231	30	9,579	2,544
Ozaukee.....	252	5	2,331	312
Pepin.....	117	1	913	566
Pierce.....	34	8	2,456	1,135
Polk.....	52	31	4,002	1,374
Portage.....	650	10	4,296	1,545
Price.....	54	7	3,038	901
Racine.....	412	34	10,395	4,945
Richland.....	264	18	2,064	1,840
Rock.....	153	32	7,303	5,783
Rusk.....	47	7	2,339	1,025
St. Croix.....	61	11	4,231	1,601
Sauk.....	80	39	5,610	2,787
Sawyer.....	41	9	1,240	371
Shawano.....	128	17	5,838	1,138
Sheboygan.....	328	23	7,033	2,192
Taylor.....	30	10	2,447	751
Trempealeau.....	65	6	3,514	1,097
Vernon.....	56	19	4,402	1,542
Vilas.....	38	6	894	411
Walworth.....	240	54	3,652	4,133
Washburn.....	19		1,587	643
Washington.....	201	11	3,948	692
Waukesha.....	461	21	5,421	4,609
Waupaca.....	72	17	5,801	2,589
Waushara.....	44	6	2,521	1,221
Winnebago.....	335	25	10,354	4,481
Wood.....	89	17	5,961	1,612
Total.....	16,663	1,282	362,445	139,327

No Socialist candidate for United States Senator.

PRIMARY ELECTION STATISTICS

501

SUMMARY OF PRIMARY VOTE FOR GOVERNOR, 1922

County	Democrat		Prohibition	Republican			Socialist
	Bentley	Mathie	Welles	Blaine	Morgan	McHenry	Arnold
Adams.....	20	20	1,418	426	27	3
Ashland.....	32	39	13	4,89	1,208	91	14
Barron.....	24	44	30	4,742	1,936	113	11
Bayfield.....	18	24	12	2,758	1,013	81	16
Brown.....	277	560	25	8,368	2,585	514	38
Buffalo.....	9	16	8	2,675	1,004	101	12
Burnett.....	13	3	11	2,108	625	62	16
Calumet.....	226	171	7	2,084	311	97	41
Chippewa.....	44	48	24	5,338	1,990	206	15
Clark.....	65	33	20	4,636	2,323	189	37
Columbia.....	39	62	22	5,172	3,237	122	14
Crawford.....	264	72	17	2,014	687	42	4
Dane.....	290	209	46	14,633	7,300	288	15
Dodge.....	456	319	38	7,588	3,016	373	106
Door.....	15	31	18	2,114	855	80	10
Douglas.....	61	33	17	7,106	2,331	169	31
Dunn.....	22	18	10	4,215	1,530	128	11
Eau Claire.....	77	127	28	5,761	2,250	219	15
Florence.....	3	5	1	609	308	35	3
Fond du Lac.....	153	200	27	7,763	3,823	424	45
Forest.....	47	11	8	1,122	615	92	11
Grant.....	147	255	21	6,146	3,227	163	10
Green.....	53	19	18	3,345	1,674	145	5
Green Lake.....	105	58	13	1,562	1,197	260	7
Iowa.....	43	88	20	3,043	1,848	130	9
Iron.....	2	13	3	1,452	312	174	1
Jackson.....	24	25	4	3,134	1,306	147	7
Jefferson.....	269	204	32	5,712	2,318	101	26
Juneau.....	140	36	7	2,829	1,364	65	15
Kenosha.....	384	288	6	5,128	2,432	294	126
Kewaunee.....	89	68	6	1,761	2,336	90	1
La Crosse.....	500	108	43	7,051	2,848	169	24
Lafayette.....	195	62	12	3,220	1,432	87	4
Langlade.....	293	210	12	2,439	1,041	75	9
Lincoln.....	96	153	15	3,215	841	480	13
Manitowoc.....	425	265	27	7,515	1,663	184	122
Marathon.....	96	412	56	9,514	2,060	247	200
Marinette.....	57	39	27	4,159	2,485	289	34
Marquette.....	56	30	4	1,497	944	37	1
Milwaukee.....	2,305	1,398	182	42,588	18,338	3,295	14,645
Monroe.....	63	28	20	4,674	2,010	146	15
Oconto.....	131	100	13	3,724	1,436	96	13
Oneida.....	84	60	10	2,269	966	120	41
Outagamie.....	106	159	39	9,151	2,687	340	21
Ozaukee.....	153	176	7	2,160	378	114	23
Pepin.....	30	106	2	772	615	75	7
Pierce.....	14	36	13	2,242	1,296	38	11
Polk.....	38	13	36	3,742	1,538	49	15
Portage.....	493	324	13	4,170	1,560	161	11
Price.....	22	40	14	2,642	1,066	170	31
Racine.....	268	173	36	9,871	4,752	526	190
Richland.....	196	72	18	1,874	2,021	201	4
Rock.....	79	100	44	6,371	6,224	281	29
Rusk.....	21	29	9	1,929	1,308	119	20
St. Croix.....	24	43	16	3,959	1,755	79	11
Sauk.....	40	50	46	5,341	2,819	108	13
Sawyer.....	21	27	11	1,063	490	52	8
Shawano.....	35	91	21	5,623	1,143	188	18
Sheboygan.....	244	122	30	6,686	2,193	221	768
Taylor.....	20	15	13	2,286	847	67	56
Trempealeau.....	62	36	7	3,198	1,269	103	9
Vernon.....	44	24	23	4,096	1,681	149	3
Vilas.....	13	27	7	791	479	40	17
Walworth.....	130	106	58	3,607	4,080	101	16
Washington.....	15	7	8	1,493	666	83	19
Washburn.....	76	144	8	3,623	781	258	24
Washington.....	235	271	22	5,062	4,612	277	63
Waukesha.....	17	62	18	5,208	2,727	382	29
Waupaca.....	26	17	6	2,312	1,280	152	14
Waushara.....	148	224	33	9,097	4,046	1,912	44
Winnebago.....	31	76	18	5,834	1,615	133	105
Wood.....	31	76	18	5,834	1,615	133	105
Total.....	10,313	8,584	1,520	336,453	147,379	16,716	17,375

SUMMARY OF PRIMARY VOTE FOR LIEUTENANT GOVERNOR, 1922

County	Democrat	Prohibition	Republican		Socialist
	Piffner	Sanford	Comings	Young	Georgensen
Adams.....	39	1,248	492	3
Ashland.....	60	15	3,356	1,592	14
Barron.....	70	29	4,420	1,929	12
Bayfield.....	30	11	2,277	1,177	17
Brown.....	745	28	7,166	3,015	36
Buffalo.....	23	8	2,468	1,002	13
Burnett.....	14	9	1,812	721	16
Calumet.....	339	6	1,817	487	39
Chippewa.....	73	23	4,596	2,246	20
Clark.....	89	19	4,227	2,346	36
Columbia.....	86	17	4,580	3,262	13
Crawford.....	340	17	1,896	606	5
Dane.....	471	41	13,496	6,923	13
Dodge.....	756	32	6,493	3,565	96
Door.....	47	21	1,668	1,158	10
Douglas.....	87	23	6,012	2,406	29
Dunn.....	38	8	3,845	1,537	12
Eau Claire.....	185	26	5,530	2,224	14
Florence.....	7	2	587	231	1
Fond du Lac.....	329	28	6,660	3,750	47
Forest.....	35	4	1,019	614	11
Grant.....	385	18	4,859	3,773	7
Green.....	72	19	2,952	1,556	6
Green Lake.....	144	13	1,511	1,093	10
Iowa.....	143	14	3,013	1,616	5
Jackson.....	12	2	998	663	4
Jefferson.....	47	5	2,716	1,481	5
Juneau.....	463	25	5,022	2,510	22
Kenosha.....	165	6	2,794	1,139	12
Kewaunee.....	594	16	4,274	2,679	121
La Crosse.....	150	6	1,555	475
Lafayette.....	497	48	6,205	3,109	22
Langlade.....	251	14	2,979	1,454	3
Lincoln.....	445	10	2,498	975	8
Manitowoc.....	232	14	2,745	1,254	15
Marathon.....	617	25	6,605	1,954	136
Marinette.....	467	50	7,940	3,201	198
Marquette.....	92	23	3,251	2,833	31
Milwaukee.....	128	6	1,337	923	1
Monroe.....	3,435	166	36,925	20,464	14,536
Oconto.....	78	16	4,425	1,848	14
Oneida.....	218	10	3,241	1,615	15
Outagamie.....	124	9	1,949	983	39
Ozaukee.....	243	36	7,846	3,140	21
Pepin.....	297	8	1,903	601	22
Pierce.....	124	2	736	566	7
Polk.....	47	11	1,940	1,255	10
Portage.....	54	35	3,603	1,434	16
Price.....	780	9	3,777	1,555	9
Racine.....	57	15	2,533	1,020	33
Richland.....	446	35	7,834	5,280	187
Rock.....	256	17	2,147	1,454	6
Rusk.....	159	47	5,185	6,413	27
St. Croix.....	50	8	1,877	1,154	18
Sauk.....	69	18	3,638	1,658	10
Sawyer.....	97	39	4,721	3,128	10
Shawano.....	47	13	1,025	438	8
Sheboygan.....	121	15	4,830	1,750	13
Taylor.....	356	31	5,995	2,460	743
Trempealeau.....	32	11	2,101	866	53
Vernon.....	92	5	2,752	1,338	9
Vilas.....	62	23	3,903	1,569	3
Walworth.....	42	4	600	525	17
Washburn.....	222	51	3,059	4,479	15
Washington.....	17	7	1,360	701	19
Waukesha.....	208	7	2,895	1,146	18
Waupaca.....	486	20	4,456	4,663	60
Waushara.....	73	18	5,136	2,399	29
Winnebago.....	45	5	2,273	1,129	12
Wood.....	325	26	8,391	4,585	48
	99	16	4,907		106
Total.....	17,528	1,414	296,390	157,879	17,196

SUMMARY OF PRIMARY VOTE FOR SECRETARY OF STATE

County	Democrat	Prohibition	Republican		Socialist
	Brzonkala	Nelsen	Zimmerman	Paulson	Boorman
Adams.....	32	1,184	566	3
Ashland.....	67	19	3,518	1,385	13
Barron.....	69	27	4,139	2,315	13
Bayfield.....	29	14	2,061	1,483	18
Brown.....	708	26	7,147	3,163	33
Buffalo.....	27	7	2,181	1,319	11
Burnett.....	13	9	1,594	982	15
Calumet.....	303	6	1,812	587	26
Chippewa.....	71	23	4,128	2,721	16
Clark.....	88	23	3,674	2,870	37
Columbia.....	82	16	4,651	3,227	8
Crawford.....	337	15	1,471	1,089	4
Dane.....	423	40	11,919	8,679	14
Dodge.....	740	32	6,606	3,209	97
Door.....	40	21	1,788	1,056	10
Douglas.....	85	20	5,463	2,809	31
Dunn.....	38	7	3,121	2,193	10
Eau Claire.....	186	23	4,843	2,680	14
Florence.....	6	2	430	414	1
Fond du Lac.....	307	21	6,978	3,331	39
Forest.....	30	7	875	762	9
Grant.....	385	16	4,941	3,493	7
Green.....	63	21	2,638	2,002	4
Green Lake.....	140	10	1,463	1,197	6
Iowa.....	141	12	2,368	2,148	5
Iron.....	13	4	1,047	580	2
Jackson.....	44	6	2,476	1,717	6
Jefferson.....	428	28	4,887	2,549	23
Juneau.....	156	7	2,148	1,805	13
Kenosha.....	594	15	4,115	2,952	128
Kewaunee.....	137	6	1,564	493	1
La Crosse.....	466	44	5,867	3,352	22
Lafayette.....	238	14	2,571	1,814	3
Langlade.....	432	12	2,241	1,243	7
Lincoln.....	206	14	2,648	1,459	13
Manitowoc.....	598	18	6,309	2,382	105
Marathon.....	452	47	8,471	2,644	187
Marinette.....	82	17	3,143	3,034	34
Marquette.....	123	6	1,324	1,042
Milwaukee.....	3,573	187	38,292	18,713	14,393
Monroe.....	69	17	3,824	2,311	12
Oconto.....	207	13	3,137	1,698	11
Oneida.....	126	10	1,865	1,053	39
Outagamie.....	219	32	7,769	3,114	17
Ozaukee.....	265	7	1,878	523	20
Pepin.....	117	1	608	656	7
Pierce.....	37	11	1,860	1,276	3
Polk.....	51	33	2,952	2,008	12
Portage.....	742	15	3,355	2,177	11
Price.....	56	16	2,178	1,317	28
Racine.....	418	33	8,227	4,925	187
Richland.....	274	18	1,716	1,805	4
Rock.....	149	45	5,255	6,274	28
Rusk.....	53	9	1,779	1,234	18
St. Croix.....	67	19	3,577	1,709	12
Sauk.....	94	43	4,967	2,690	8
Sawyer.....	42	14	819	611	8
Shawano.....	118	20	4,979	1,597	14
Sheboygan.....	338	25	5,948	2,585	736
Taylor.....	30	12	1,911	1,022	50
Trempealeau.....	91	6	2,547	1,595	8
Vernon.....	56	21	3,147	2,361	2
Vilas.....	37	7	594	546	16
Walworth.....	216	53	2,831	4,302	15
Washburn.....	13	8	1,227	822	18
Washington.....	195	9	2,960	1,080	18
Waukesha.....	469	20	4,574	4,531	58
Waupaca.....	68	19	4,258	3,399	28
Waushara.....	41	8	1,966	1,511	10
Winnebago.....	298	31	7,244	5,595	46
Wood.....	102	21	4,865	2,248	110
Total.....	17,010	1,438	282,913	169,984	16,935

SUMMARY OF PRIMARY VOTE FOR STATE TREASURER

County	Democrat	Prohibition	Republican		Socialist
	Tanck	Mead	Levitan	Johnson	Christensen
Adams	30	1	1,104	633	3
Ashland	62	15	3,247	1,688	14
Barron	66	24	3,931	2,514	11
Bayfield	27	13	1,732	1,708	19
Brown	727	26	6,333	3,863	31
Buffalo	26	7	1,896	1,569	11
Burnett	15	11	1,305	1,282	15
Calumet	306	6	1,613	671	32
Chippewa	76	20	3,654	3,120	17
Clark	91	22	3,068	3,697	35
Columbia	83	15	4,075	3,760	13
Crawford	334	16	1,297	1,266	5
Dane	458	47	11,581	9,524	12
Dodge	754	32	5,062	4,695	101
Door	44	18	1,439	1,438	10
Douglas	92	13	5,070	3,517	25
Dunn	36	9	2,810	2,493	10
Eau Claire	193	23	4,293	3,246	13
Florence	8	2	317	552	2
Fond du Lac	317	23	5,756	4,619	40
Forest	39	6	671	970	12
Grant	389	19	4,026	4,573	7
Green	68	19	2,683	2,136	4
Green Lake	139	13	1,040	1,527	8
Iowa	135	13	2,417	2,273	9
Iron	11	2	920	758	3
Jackson	42	5	2,182	1,997	5
Jefferson	480	26	4,153	3,127	23
Juneau	161	7	2,076	1,839	13
Kenosha	591	16	3,290	3,704	118
La Crosse	140	5	1,304	726	1
Lafayette	475	45	5,483	3,866	22
Langlade	229	13	2,297	2,162	4
Lincoln	433	11	2,086	1,424	8
Manitowoc	212	14	2,298	1,743	13
Marathon	601	21	5,711	2,819	121
Marquette	454	45	6,794	4,145	194
Menominee	78	17	2,487	3,631	31
Milwaukee	125	5	1,095	1,195	1
Monroe	3,332	175	28,277	29,169	14,381
Oconto	62	15	3,738	2,479	12
Oneida	208	14	2,504	2,461	15
Outagamie	121	8	1,702	1,286	38
Ozaukee	226	30	6,178	4,654	19
Pepin	282	8	1,602	799	22
Pierce	125	1	486	774	8
Polk	41	12	1,554	1,585	11
Portage	50	30	2,647	2,354	14
Price	680	12	3,028	3,296	11
Racine	50	12	1,896	1,659	34
Richland	416	34	6,279	6,938	194
Rock	149	16	1,286	2,199	5
Rusk	50	36	4,313	7,187	24
St. Croix	50	7	1,443	1,596	19
Sauk	64	16	3,139	2,130	12
Sawyer	86	37	4,294	3,402	12
Shawano	42	11	687	762	7
Sheboygan	110	16	4,354	2,221	16
Taylor	330	25	4,588	3,800	753
Trempealeau	33	13	1,711	1,249	52
Vernon	80	6	2,238	1,829	9
Vilas	62	20	2,944	2,531	3
Walworth	38	6	399	764	15
Washington	223	52	2,279	4,845	15
Waukesha	18	5	1,070	996	18
Waupaca	201	6	2,111	1,992	18
Waushara	486	21	3,623	5,388	59
Winnebago	66	16	3,774	3,733	29
Wood	36	4	1,642	1,797	15
	312	24	6,394	6,497	43
	96	16	4,389	2,657	110
Total	16,878	1,349	239,165	215,459	17,009

SUMMARY OF PRIMARY VOTE FOR ATTORNEY GENERAL

County	Democrat	Prohibition	Republican	
	Collins	Allen	Ekern	Baker
Adams.....	35	1	1,139	543
Ashland.....	62	16	3,313	1,586
Barron.....	53	26	4,140	2,174
Bayfield.....	26	12	1,801	1,650
Brown.....	736	26	6,234	3,659
Buffalo.....	23	7	2,249	1,267
Burnett.....	13	11	1,551	940
Calumet.....	318	5	1,618	600
Chippewa.....	71	19	3,952	2,759
Clark.....	89	20	3,113	3,351
Columbia.....	87	14	3,967	3,823
Crawford.....	343	16	1,308	1,187
Dane.....	455	51	10,959	9,402
Dodge.....	733	30	4,880	4,868
Door.....	45	20	1,649	1,150
Douglas.....	89	17	5,032	3,261
Dunn.....	36	10	3,026	2,184
Eau Claire.....	202	24	4,513	2,971
Florence.....	10	2	381	458
Fond du Lac.....	323	22	5,807	4,033
Forest.....	37	6	704	881
Grant.....	391	15	4,112	4,104
Green.....	63	18	2,026	2,367
Green Lake.....	146	14	1,098	1,516
Iowa.....	146	14	2,254	2,269
Iron.....	10	4	948	706
Jackson.....	40	5	2,345	2,003
Jefferson.....	437	26	4,101	3,221
Juneau.....	165	6	2,071	1,761
Kenosha.....	592	19	3,130	3,886
Kewaunee.....	131	5	1,307	693
La Crosse.....	475	46	5,583	3,657
Lafayette.....	242	11	2,346	1,958
Langlade.....	453	11	1,998	1,465
Lincoln.....	210	12	2,498	1,540
Manitowoc.....	598	21	5,750	2,648
Marathon.....	456	46	7,275	3,675
Marinette.....	82	22	2,668	3,289
Marquette.....	141	5	1,264	999
Milwaukee.....	3,412	172	29,564	26,547
Monroe.....	78	15	3,770	2,447
Oconto.....	211	12	2,667	2,072
Oneida.....	126	9	1,763	1,201
Outagamie.....	225	30	6,797	4,003
Ozaukee.....	295	9	1,695	668
Pepin.....	122	2	539	769
Pierce.....	44	11	1,611	1,505
Polk.....	48	32	2,743	2,089
Portage.....	667	11	3,146	2,171
Price.....	53	13	2,094	1,350
Racine.....	426	36	6,278	6,574
Richland.....	266	16	1,287	2,131
Rock.....	165	36	4,558	6,514
Rusk.....	52	7	1,545	1,477
St. Croix.....	67	15	3,194	2,059
Sauk.....	90	38	4,309	3,277
Sawyer.....	39	11	713	717
Shawano.....	114	17	4,414	2,015
Sheboygan.....	367	23	4,843	3,428
Taylor.....	31	11	1,669	1,239
Trempealeau.....	86	6	3,135	1,241
Vernon.....	62	19	3,338	2,100
Vilas.....	41	6	456	639
Walworth.....	225	49	2,400	4,613
Washburn.....	17	7	1,176	862
Washington.....	208	8	2,208	1,792
Waukesha.....	487	21	3,783	5,040
Waupaca.....	68	17	3,737	3,556
Waushara.....	40	5	1,794	1,589
Winnebago.....	319	34	6,751	5,934
Wood.....	93	16	4,750	2,221
Total.....	17,108	1,369	246,837	198,344

No Socialist candidate for Attorney General.

POLITICAL PARTY ORGANIZATIONS—1922

DEMOCRATIC PARTY

John P. Hume, Chairman, Milwaukee.

1st District—G. F. Dwinnell, Waukesha; V. Whaley, Racine.

2nd District—A. L. Stengel, Fort Atkinson; F. Salter, South Germantown; Mrs. P. Henning, Juneau.

3rd District—W. Ludlow, Monroe; W. Victoria, Muscoda; Mrs. E. L. Russell, Platteville.

4th District—A. J. Luckachoki, Milwaukee; F. Rowen, Milwaukee; Mrs. M. Fragstein, Milwaukee.

5th District—V. J. Schoenecker, Jr., Milwaukee; H. Wolfe, Milwaukee; Mrs. C. Willoughby, Milwaukee.

6th District—B. A. Husting, Fond du Lac; H. C. Truesdale, Berlin.

7th District—Margaret Brown, LaCrosse; W. D. Martin, Neillsville; H. W. Jefferson, Sparta.

8th District—Karl Mathie, Wausau; J. R. Piffner, Stevens Point.

9th District—G. Keller, Appleton; J. Hughes, De Pere.

10th District—D. E. Kirser, Eau Claire; A. A. Ames, Minocqua.

11th District—Fred Russell, Superior; Willis Silverthorn, Hayward.

PROHIBITION PARTY

William C. Dean, Chairman, Madison.

1st District—Henry H. Tubbs, Elkhorn; A. A. Glovier, Oconomowoc.

2nd District—Will E. Mack, Ft. Atkinson; G. A. Paddock, Beaver Dam.

3rd District—W. J. Robinson, 2330 E. Dayton St., Madison; Charles Berryman, Dodgeville.

4th District—L. A. Willis, 403 Fifteenth Ave., Milwaukee; F. H. Sporleder, Wauwatosa.

5th District—Chas. H. Mott, 278 Pleasant St., Milwaukee; Mrs. H. M. Holton, 2317 Prairie St., Milwaukee.

6th District—Vernon M. Weeks, Fond du Lac; Charles L. Hill, Rosendale.

7th District—Oliver Needham, Midway; Clyde D. Mead, Viroqua.

8th District—Adolph R. Buckman, Norrie; Mrs. Ella T. Sanford, Stevens Point.

9th District—Mrs. Maria I. A. Nelson, 201 South Oakland Ave., Green Bay; Otto Nelson, 726 Main St., Marinette.

10th District—Charles L. Allen, Eau Claire; John A. Berg, Galesville.

11th District—David W. Emerson, Ashland, R. F. D.; O. H. Caspers, Webster.

REPUBLICAN PARTY

Robert M. LaFollette, Jr., Chairman, Madison.

1st District—F. W. Schoenfeld, Edgerton; W. H. Armstrong, Racine; Mrs. Vernon Baker, Kenosha; Mrs. B. O. Reynolds, Walworth.

2nd District—Roy Hellen, Jefferson; Otto Gaffron, Plymouth; Zona Gale, Portage; Mrs. Robert Albright, Hartford.

3rd District—William T. Evjue, Madison; H. E. G. Kemp, Boscobel; Mrs. Granville Trace, Dodgeville; Ada James, Richland Center.

4th District—John Grunwald, Milwaukee; Richard Rolfe, Milwaukee; Mrs. Louise Kanneberg, Milwaukee; Mrs. Clara Czerwinski, Milwaukee.

5th District—Gust Dick, Milwaukee; Sam Gettelman, Milwaukee; Mrs. Myrtle Alexander, Milwaukee; Mrs. E. A. Braun, Milwaukee.

6th District—A. E. Schaar, Fond du Lac; Simon Wehrwein, Manitowoc; Jessie Dennhardt, Neenah; Mrs. Daniel Fulmer, Marquette County.

7th District—C. A. Leicht, New Lisbon; John Donahue, Baraboo; Fay Smith, Viroqua; Mrs. Floyd Green, LaCrosse.

8th District—George Leicht, Wausau; J. E. Heg, Stevens Point; Mrs. D. H. Burnham, Waupaca; Miss Dora Steinke, Shawano.

9th District—Fred Bachman, Appleton; Ole Hanson, Denmark; Mrs. John Fenske, Marinette; Mrs. Jos. Lazansky, Kewaunee.

10th District—A. G. Strand, Rice Lake; Peter J. Smith, Eau Claire; Mrs. Joseph Wadsworth, River Falls; Mrs. M. S. Shipmen, Chippewa Falls.

11th District—Mrs. Mollie Widell, Superior; William Bradley, Superior; Mrs. Mary Nelson, Clear Lake; F. A. Lowell, Rhinelander.

SOCIALIST PARTY

Frank J. Weber, Chairman, Milwaukee.

1st District—Michael Yabs, Kenosha, Kenosha Co.; L. P. Christensen, Racine, Racine Co.

2nd District—Rae Weaver, Beaver Dam, Dodge Co.; John Bauernfeind, Sheboygan Falls, Sheboygan Co.

3rd District—Joseph Huhn, DeForest, Dane Co.; J. F. Rogan, Hazel Green, Grant Co.

4th District—Mrs. Mabel Gauer, Milwaukee, Milwaukee Co.; R. Kleist, South Milwaukee, Milwaukee Co.

5th District—Victor L. Berger, Milwaukee, Milwaukee Co.; John F. Krause, Thiensville, Milwaukee Co.

6th District—Charles Emmrich, Oshkosh, Winnebago Co.; John Schneider, Manitowoc, Manitowoc Co.

7th District—William J. Maas, LaCrosse, LaCrosse Co.; Paul Woik, Owen, Clark Co.

8th District—Louis Pauls, Schofield, Marathon Co.; Dr. Karl L. De Sombre, Medford, Taylor Co.

9th District—John Everhard, Green Bay, Brown Co.; Captain James Larsen, Marinette, Marinette Co.

10th District—C. H. Olson, Hudson, St. Croix Co.; Peter Gilles, Arkansaw, Pepin Co.

11th District—Ole B. Oleson, Mason, Bayfield Co.; C. W. Staples, Osceola, Polk Co.

STATE POLITICAL PLATFORMS—1922

DEMOCRATIC PLATFORM

Adopted September 19, 1922

WE, THE Democratic party, in platform convention assembled pursuant to law, hereby announce the following declaration of principles, adding thereto a brief recital of democratic achievements as a guaranty that the principles herein declared are party tenets.

1. We point with pride to the notable achievements of the last Democratic national administration and to its sincere devotion to duty.

2. We are opposed to the tariff bill now pending in congress because it is a species of class legislation designed to enrich the few at the expense of the many.

3. We favor a soldiers' adjusted compensation to be determined without delay or quibble over the means by which the money is to be raised.

4. We are in favor of the construction of a deep waterways canal connecting the Great Lakes with the Atlantic ocean, so that ocean carrying vessels may enter the harbors of the Great Lakes.

5. Farming is the foundation of all our prosperity. The farmers' hours of labor are measured only by the amount of work to be done and the time in which to do it. Cooperative institutions and societies should embody selling facilities in foreign countries. We are in favor of granting the farmers such facilities.

We are in favor of a law requiring ambassadors, ministers and counsels of our country to furnish complete reports as to crop conditions in the several countries to which they are accredited, to the end, that farmers and producers of agricultural products may have reasonably accurate data upon which to base their estimate of the prices their farm products should bring.

6. We favor the building of good roads under conditions that will not strain the taxpaying capacity of our people.

7. We favor good schools, taught by competent teachers, paid adequate salaries and we pledge our candidates to the enactment of laws designed to improve our school system wherever improvement is necessary. We are in favor of economy and the elimination of waste in the administration of this work.

8. We are in favor of rigid economy in the administration of public affairs. We are in favor of reduction or consolidation of commissions wherever possible, and of eliminating useless officials and employes whenever found.

9. We believe in encouraging industrial enterprises that give employment to labor and bring added investment capital to the state.

10. We congratulate the women of the state and nation on their emancipation from subordinate position in government to one equal to men. In the division of those official benefits which accrue from party organization our party will permit no discrimination between the sexes.

11. We are opposed to profiteering in the necessities of life and whenever and wherever profiteering appears the offender should be punished.

12. With all good citizens, we deplore the attacks now being made by republican leaders in Wisconsin upon our courts and the fundamental law of the land.

13. We deplore the unfounded and bitter attacks made upon President Wilson at the close of the World War, when through his influence, our nation occupied an eminence among the nations of the world, never before attained. The Democratic party is for world peace, the only means ever devised giving reasonable assurance of the attainment of such peace.

14. Taxation is the question which now most vitally affects the people of this state. Within the last four years taxes have increased enormously. Real estate values have already gone down in price, and unless a halt is made in the extravagant use of public funds the burden upon the people will become unbearable. We assert that the only relief from excessive taxation lies in economical government, not in multiplying the burdens. Until government is managed economically, taxes will not come down, but remain the extortionate exactions they now are.

15. We believe, and most strongly urge, that the Eighteenth Amendment to the Constitution of the United States and the laws enacted under the same amendment, both national and state, be strictly enforced.

16. We reaffirm the principles so forcefully championed by President Wilson. That labor is not a commodity and should not be treated as such in the application of the anti-trust laws of our country. We heartily approve of the principle of collective bargaining and condemn the actions of the Republican party in the enactment of such acts as the Esch-Cummins law; the result of which is to hamper and obstruct the progress of legitimate labor organizations and at the same time

placing a tremendous burden on every citizen due to unreasonable and unwarranted transportation rates.

If elected, we pledge ourselves to the enactment and enforcement of such laws as will guarantee to the man and woman who toils, the rights guaranteed them by the constitution of our state. We favor an amendment to the constitution of the United States so that a federal child labor law can be constitutionally enacted.

17. We believe that the duty rests upon the government of the state of Wisconsin to preserve some remnants of the old time beauty of Wisconsin, the beauty of woods, waters and lakes, and to conserve the wild life of this state. We therefore favor the establishment of parks and preserves which shall be dedicated to the enjoyment of the people of the state to serve as sanctuaries for our native birds and animals.

18. Recognizing the growing need of time with which to build homes and to supply raw materials for the wood using industries of Wisconsin, we favor a sound, comprehensive system of state forestry, particularly the early utilization of non-farming lands throughout the state, for the growing of timber to this end. We earnestly express our conviction that the legislature of Wisconsin, when it shall convene next January, should submit to popular vote the pending resolution so to amend the state constitution as to authorize the inauguration and maintenance of forestation.

19. We favor revision of the registration tax on automobiles.

20. We favor some constructive method for the colonization for the cut over lands of the state which are suitable for agricultural purposes and not so utilized.

21. We are opposed to the present republican trend toward centralization of government, both state and federal, as being contrary to the fundamental principles of democracy and believe that local municipal units should be given a larger control of local affairs.

22. We favor an amendment to the present primary election to prevent the destruction of party organization.

23. We believe that the people desire a government simple in form, frugal in procedure and administered in the interests of all the people and with full confidence in the people to protect themselves against wrong and to redress their grievances. We submit to their considerate judgment in the approaching election our candidates and our platform of principles herein expressed.

PLATFORM OF PROHIBITION PARTY

Adopted September 19, 1922

THE Prohibition party of Wisconsin in convention assembled at Madison the 19th day of September, 1922, do hereby renew our allegiance to those principles of right and justice which have ever characterized the national Prohibition party. We recognize the hand of an all-wise God in directing the affairs of men, and offer our gratitude

to Him for the victories of most of the policies advocated by the Prohibition party. We declare that the most important concern of government should be the proper safeguarding and development of the moral welfare of the people, and if high moral standards are held by the people, their physical and financial welfare will be properly cared for.

Prohibition

(1) As the adoption of national prohibition is the greatest reform of the country, so the perfection and enforcement of this law is the most important task of our government. The present laxity in enforcement methods and leniency in punishing offenders demonstrate that this task is far from completion.

Inasmuch as administration is a far more important function of government than legislation, we urge the necessity of having an administration in sympathy with the law, which the Prohibition party pledges to give if put in power.

The aim and object of the Prohibition party has not yet been achieved—namely, a prohibition policy of government. Until this is attained, the Prohibition party must persist in its efforts and continue to emphasize the necessity for the complete suppression of the traffic in alcoholic beverages.

When prohibition becomes a definite and settled policy of government, every peace officer, national, state, county and municipal, will recognize the necessity for a thorough and impartial enforcement within his jurisdiction, to which the Prohibition party is committed.

Law Enforcement

(2) We pledge a thorough and impartial enforcement of all laws and a prompt removal of any official who is derelict in his duty therein.

Equal Rights

(3) The Prohibition party does, as always, advocate equal rights and opportunities for women, being the first political party to take this stand. We, therefore, feel that woman's rightful and honorable place in politics is with the Prohibition party, and we cordially invite the support of all women voters.

Taxation

(4) We favor such revision of our tax laws as will eliminate all exemptions and classifications to the end that all property shall bear an equitable share of the tax burdens.

There should, however, be an increased exemption from state income taxes in proportion to the increased cost of living, and a progressive increase in income taxes on large incomes.

There should be a revision in the registration tax on automobiles to provide an adequate graded tax.

We oppose the imposition of any sales tax.

Class Legislation

- (5) We are opposed to all kinds of class legislation.

Vice Suppression

(6) We declare for more effective measures for the suppression of commercialized vice, and regulations and restrictions to prevent the luring of both boys and girls into lives of immorality. We favor the adoption of legislation regulating all public places of amusement with the especial purpose of preventing immorality and violations of law.

Americanization

(7) We favor more systematic efforts to Americanize residents of foreign birth, but these should be undertaken with tact and a spirit of neighborliness to make them realize the benefits of American institutions.

Labor

(8) We favor a wage scale that will insure to all workers, whether by hand or brain, a comfortable standard of living and provision for old age, and declare for such provisions as will insure reasonable comfort and sanitation in all places of employment.

Good Roads

(9) We favor the construction and maintenance of good roads as necessary to industrial development, but oppose the too rapid extension of expensive highways which create a too heavy burden of taxation.

Believing that the above statement of principles coincide with the demands of common justice and the general welfare, we earnestly invite all the voters to support the Prohibition party ticket at the coming election.


REPUBLICAN PLATFORM

Adopted September 19, 1922

THE Republican party of Wisconsin, through its chosen representatives in platform convention assembled, reaffirms and restates without modification the declaration of principles endorsed by an overwhelming and unmistakable majority of the electors of the state at the recent primary.

Declaration of Principles

Twenty-two years ago Wisconsin elected its first Progressive administration, the first in the United States. The election marked an epoch in the struggle to restore control of government to the people. Prior to this election certain powerful corporations in combination with the political machine had dominated the state, irrespective of party. They



MEMBERS OF ASSEMBLY—1923

(1) L. H. Allen, (2) J. D. Millar, (3) Christian N. Saugen, (4) J. D. Grandine, (5) Math Koenigs, (6) Thos. J. Dieringer, (7) Geo. Slack, (8) Chas. E. Tuffley, (9) Fred K. Hefty, (10) Newcomb Spoor.

had evaded paying their just share of the taxes. They had denied the right of the state to fix just transportation rates. They had fought the enactment of a primary law which would give the citizens the right to vote directly for candidates for office. Following the election of 1900, laws for more equitable taxation, for control of railroad rates, and for a direct primary were written upon the statute books of Wisconsin, and many other Progressive measures were enacted to bring government back to the people.

The great underlying issue of the campaign in 1922, no less than in 1900, is control by the people of their own government.

Profiteering and greed under cover of war have greatly intensified the control of the government by organized wealth. Today, transportation, credit, markets, natural resources, coal, oil, steel, all the necessities of life, all we buy, all we sell, are in the grip of a tyrannical monopoly which defies the law.

This concentrated money power, these trusts and combinations are demanding special privileges in taxation, in tariffs, in concessions, and in subsidies, which means billions in profits and unlimited license to the few, and higher taxes, higher cost of living, curtailed liberty, diminished opportunity for the many.

In the great contest between the people and special interests for control of the government, it is impossible to stand still; we must either go forward or be driven back. The choice is clean-cut between progress and reaction.

We propose to go forward, and carry on the great record of constructive achievement begun by the Progressives more than twenty years ago, which made Wisconsin known throughout the world as a model commonwealth noted for enlightened legislation, political and industrial liberty, and widely diffused prosperity.

We present for your consideration and endorsement a precise statement of practical, effective and constitutional measures which we believe will aid in eradicating the social, political, and economic evils which now sorely afflict the people. The measures and policies are in absolute accord with the basic principles of American government, as formulated in the Declaration of Independence, the constitutions of the United States and Wisconsin, and the utterances of our greatest statesmen. They are opposed only by those who for selfish reasons wish to substitute plutocracy for democracy in the United States.

Upon this issue there can be no compromise. We have accordingly expressed our convictions and purposes in unequivocal terms in the following declaration of principles. We invite those who oppose us to be equally frank and straightforward.

REDUCE TAXES: ABOLISH SECRECY

We pledge reduction of state taxes by continued economy in state expenses and encouraging the greatest practicable economy in county, city, village, and town expenditures, and by abolition of tax dodging.

Reduce Federal Taxes

We demand reduction of federal taxes by curtailment of the eight hundred million dollars now annually expended for the army and navy in preparation for future war, by recovery of the hundreds of millions stolen from the treasury by fraudulent war contracts, and by collection of the accumulated interest upon the eleven billion dollars owing to us by foreign governments.

Equalization of Taxes

We favor equalization of federal and state taxes upon the principle that those who are best able to pay should bear the heaviest burdens. To that end we favor an excess profits tax, and adjustments of income tax rates, and we urge the immediate increase of federal inheritance tax rates upon great estates.

Tax Large Estates

We advocate the use of the revenue derived from the federal inheritance tax to pay off the national debt, making each generation meet its own obligations and insuring an equitable reduction of the taxes upon small incomes.

Publicity of Tax Returns

We favor complete publicity under proper safeguards of all federal and state tax returns, and the repeal of the secrecy clause which tends to corrupt the public service, shields gross frauds, and imposes undue burdens on honest taxpayers.

ECONOMY

We pledge a continuation of the policy of economy in state government which was hampered during the past two years by the activities of certain legislators who were not in sympathy with this program. The two years past under the administration of Governor Blaine have demonstrated that economies can be effected without injuring in the least the general welfare of the state and without impairing either efficiency or useful public service that the state owes to its people.

We urge the election of legislators who understand that the resources of the state and its people should not be wasted or squandered.

AGRICULTURAL AND INDUSTRIAL PROSPERITY

We pledge ourselves to use every effort to restore to the farmer, industrial workers, business men and other productive elements of the community the prosperity which was ruthlessly destroyed in 1920, by artificial causes for the profit of special interests.

REPEAL ESCH-CUMMINS LAW

To This End:

1. We favor immediate repeal of the iniquitous Esch-Cummins Railroad Law, and the enactment of legislation that will restore control by state railroad commissions of intrastate rates and promote reduc-

tion of freight, passenger and Pullman rates upon a basis of honest capitalization, efficient service and elimination of waste and graft through favors to interlocking equipment and repair companies and railroad contractors.

ABOLISH "PITTSBURGH PLUS"

2. We advocate the abolition of the practice whereby all purchases of steel in the state of Wisconsin are charged the Pittsburgh price, plus freight from Pittsburgh, without shipment of a pound of steel by freight or otherwise, which practice operates against the industries of Wisconsin and the West.

OPPOSE SHIP SUBSIDY

3. We are opposed to the shameless waste and extravagance embodied in the ship subsidy bill, which proposes virtually to donate to private interests the government's ships, bought with the taxpayers' money, and then subsidize them upon terms which promote inefficiency and graft.

FAVOR DEEP WATERWAY

4. We favor a deep waterway from the Great Lakes to the sea. The government should take immediate action to give the Northwestern states an outlet to the ocean for cargoes, without change in bulk, thus making the primary markets on the Great Lakes equal to those of New York.

RECONSTRUCT FEDERAL RESERVE

5. We favor a reconstruction of the Federal Reserve and Federal Farm Loan systems so as to eliminate control by usurers, speculators and international financiers and make the credit of the nation available upon fair terms and without discrimination to business men, farmers, and home builders.

FAIR MARKET LEGISLATION

6. We favor legislation to end control by monopolists and speculators of the markets for grain, live stock, dairy products, and other staple necessities.

PROTECTIVE TARIFF

We declare our continued allegiance to the traditional Republican policy of a protective tariff, as specifically declared in the Republican National Platform of 1908, to equalize the differences in cost of production at home and abroad, so that American producers and American labor may be protected without imposing exorbitant monopoly prices upon every American household.

CO-OPERATION

We favor such legislation as may be needful and helpful in promoting direct cooperation and eliminating waste, speculation and excessive profits between producer and consumer, as offering some measure of relief from the oppression and intolerable economic conditions under which the farmer, the wage-earner, and people generally suffer at this time.

We believe there is a clear distinction between business that exploits and business that serves.

We favor extending to all legitimate agencies, whether merchants, tradesmen or manufacturers engaged in useful service to the people, every safeguard against monopolistic control of natural resources, markets, and distribution.

LABOR

We favor abolition of the use of the injunction in labor disputes and declare for complete protection of the right of farmers and industrial workers to organize, bargain collectively, and conduct such cooperative enterprises as they choose.

CHILD LABOR

We favor an amendment to the Federal Constitution to meet the recent decision of the Supreme Court nullifying the child labor law, and pending the adoption of such amendment, we favor the enactment of such federal and state legislation as is permitted for the fullest protection of the health and educational opportunity.

WOMEN IN GOVERNMENT

We favor adequate representation by women, on an equality with men, in the legislature, on boards and commissions, and in all public offices and employments, as a policy nearest in accord with the principle of woman suffrage, of which the Progressives were the pioneer advocates in this state.

We favor a continuance of the policy, now operative under Governor Blaine's administration, of enforcing the Woman's Equal Rights Law, in such manner as not only to accord women equal rights with men, but also to conserve the protective and welfare laws relating to women enacted for the benefit of society and the race.

EDUCATION

The ability to use our common language and an understanding of our institutions and ideals are essential to securing equality of opportunity and to the well-being of the individual and the state. We favor furnishing to the child and to the adult every practicable facility for education. We favor a legislative program for the improvement of our public school system giving equal opportunities to farm and city

children. We favor liberal provision for teachers' training, agricultural, vocational, continuation, and normal schools, university extension and the university, consistent with the support given to the common schools, in order that we may secure the highest harmonious development in education for all our people. We favor the teaching of foreign languages in schools equipped for the purpose so that through a sympathetic knowledge on the part of our citizens of the language, literature, and ideals of other people, this nation may take its rightful place in world commerce and in promoting world peace, understanding and brotherhood.

CONSERVATION OF NATURAL RESOURCES

The conservation of our forests and woodlands, lakes and streams, bird life, game and fish and other natural resources is essential not alone to our enjoyment, but to our prosperity. We favor a constructive and intelligent program for protecting these resources and making them available in the most practicable way to the use and enjoyment of all the people.

SOLDIER CARE AND COMPENSATION

We favor the maximum appropriations necessary, under honest and efficient expenditures, to insure the most complete rehabilitation possible of every disabled veteran of the World War.

We heartily endorse the consistent record of Progressive members of Congress in favoring immediate adjusted compensation for veterans, and this as a matter of right and not as charity.

Recalling the fact that profiteering during the war produced one American millionaire for every three American soldiers killed in France, we demand that money necessary to meet the obligation of the government to the ex-service men be raised by taxes laid upon wealth in proportion to ability to pay, and declare against a sales tax and other devices to shift such tax burdens to the backs of the poor, in higher prices and increased cost of living.

WAR AND ITS CAUSES: IMPERIALISM AND MILITARISM

We appeal to the citizens, especially the wives and mothers of Wisconsin, to take definite political action looking to the outlawry of war.

To this end, we favor control by the people of the war-making power through an amendment providing for a popular referendum whenever Congress, in other than a national emergency, shall vote to declare war.

We condemn the present excessive expenditures for military and naval purposes, amounting to more than twice the expenditures of any other nation before the late conflict, as being an encouragement to

imperialism, grossly wasteful of the public funds, and provocative of war.

We reaffirm our unalterable opposition to universal military training or any other militaristic system in either state or nation.

We pledge our renewed allegiance to the traditional American policy of Washington, Jefferson and Lincoln, of friendship and commerce with all nations, entangling alliances with none, and condemn all departures therefrom.

POPULAR GOVERNMENT

We declare unswerving allegiance to the direct primary system enacted into law by the Progressives of Wisconsin.

We denounce the attempt of the last legislature to repeal the direct primary law. Every special interest that believes in secret government is opposed to the primary law. Every corrupt political manipulator who would eliminate the will of the people from politics is opposed to the primary law. Every large financial interest that would escape or shift its just tax is opposed to the primary law.

We declare our belief that a repeal of the direct primary is planned by powerful political and financial influences at the next session of the legislature, and we recommend the election of candidates who are pledged to support and perfect the existing law.

We are unalterably opposed to the insidious attempt of the special interests in Wisconsin to bring about a return to the boss-controlled convention.

We favor the initiative, referendum and recall, so that the will of the people may at all times be effectively expressed.

NEWBERRYISM

We denounce Newberryism, and demand the expulsion from the United States senate of Truman H. Newberry, its most notorious beneficiary.

We appeal to the voters of Wisconsin to express their abhorrence of the bold attempt of the same special interests that bought Newberry's seat in the senate to control the primary and election of this state by corrupt expenditures of immense funds in the present campaign.

We favor the strengthening of the state and federal corrupt practices acts and pledge the prosecution under the criminal statutes of Wisconsin of those who violate the election laws.

We protest against the policy of patronage coercion deliberately pursued by the present national administration, as being subversive of the independence of the people's legislative representatives, and destructive of the civil service.

BILL OF RIGHTS

We hold it to be the sacred and inviolable right of every citizen in Wisconsin to freely speak or publish his or her sentiments on all

subjects, being responsible for the abuse of that right, and we oppose the enactment of law to restrain or abridge the liberty of the press or of speech.

We demand that the right of the people of Wisconsin peaceably to assemble to consult for the common good, and to petition the government or any department thereof, shall never be abridged.

The constitutional right of the people of Wisconsin to be secure in their persons, houses, papers, and effects against unreasonable searches and seizures shall not be violated; and no warrants shall issue except upon probable cause, supported by oath or affirmation, particularly describing the place to be searched and the persons or things to be seized.

We pledge ourselves to enforce all state laws impartially, and assure to every person within the jurisdiction of this state the equal protection of the laws.

ENDORSEMENT OF GOVERNOR BLAINE

We endorse and approve the administration of Governor John J. Blaine, as singularly able, honest, humanitarian, and economical.

We heartily approve and commend Governor Blaine's watchfulness of the interests of the people, and his fearless and wise use of the veto power for their protection.

We endorse and commend the fearless and conscientious determination of Governor Blaine that corporations defaulting in income taxes shall pay every dollar withheld.

ENDORSEMENT OF PROGRESSIVE MEMBERS IN CONGRESS

We heartily commend and endorse the records of our Progressive members in Congress, and note with great satisfaction the harmonious and effective manner in which they have worked together in the public interest.

LEGISLATURE

With a majority of both houses of the legislature organized against the administration of Governor Blaine, it was impossible to put through a constructive program of economy, and in order to prevent extravagance the governor used the veto power and the power to disapprove unnecessary expenditures. As a result of his administration, next year there will be a substantial reduction in the total taxes—for the first time in twenty years.

What is needed is a legislature impressed with the necessity of working in harmony with the state administration, and we urge the election of a legislature that will cooperate with the administration.

LaFOLLETTE OUR LEADER

Robert M. LaFollette pioneered the progressive movement in Wisconsin and the nation. In all his public career he has never surrendered, compromised, or swerved from the path of duty. Thirty years ago he began his fight in Wisconsin to redeem that state from

the domination of the railroads and other great corporations. For twelve years in private life and as governor he led the fiercest fight ever waged in any state to restore government to the people and to compel corporate wealth to submit to reasonable regulations and to bear its fair share of the burdens of government. When in 1906, he left the office of governor to become United States senator, he and his associates had made Wisconsin the best governed and most progressive state in the Union. During his career in the senate he has fought the same uncompromising fight in behalf of the rights of the common people that he waged so successfully in the state. As a result there has been arrayed against him the combinations of great wealth in the corporations, trusts, and monopolies whose lawless acts he has done so much to restrain and whose attempts to plunder the people he has so often thwarted. Senator LaFollette, by sheer force of will, intellect, and moral power, has become the commanding figure in the United States senate and in the country. He relies on public opinion and the ballot as instrumental of progress. The results of his constructive statesmanship are written in the statutes of our state, other states, and the nation. Each step has been a permanent advance.

With the people of Wisconsin we propose to continue to go forward under his leadership along the lines which lead step by step to a larger and happier life for all the people.

SOCIALIST PARTY

Adopted September 19, 1922

THE Socialist Party of Wisconsin once more points out that the Republican and Democratic parties allowed America to be sold into the World War and that, as a result of this treasonable act, America shares in the consequences of the collapse of the world's economic system brought about by this war. Millions of human beings have been slaughtered and billions of dollars in property have been destroyed. Millions of producers in every country cannot find employment. Nations are staggering under colossal debts and are unable to pay even the interest thereon. And at the same time the most tyrannical political autocracy and reaction have been saddled upon the people.

In this crisis the Socialist Party is the only political organization representing the interests of the city workers and of the farmers. It points to the only possible program of reconstruction.

The Socialist Party of Wisconsin stands:

1. Against all war and against the establishment of militarism and imperialism in America—as fathered by the Republican and Democratic parties.

2. Against race hatred and mob rule.

3. For freedom of speech, freedom of the press and freedom of the assemblage. For representative government, which was deliberately

violated in state legislatures, and especially in the national congress where Victor L. Berger, the legally elected representative from the Fifth Wisconsin district, was denied a seat, while Truman Newberry, the millionaire, who purchased his election, was seated.

4. For freedom of conscience, religious liberty. And for the unrestricted right to use any language in church services and also for the right to teach—besides the English language—any other language, in public or parochial schools, that the patrons may desire.

5. For compelling the profiteers, who robbed the government during the war with the permission of both old parties—to pay the costs of the war, including the bonus to the soldiers.

6. For the principles of public ownership and cooperative ownership, which proved their superiority and efficiency here and abroad during the war. We believe these principles should be put into practice now, coupled with the principle of democracy.

7. For the national ownership of the trusts—and for the public ownership of public utilities in nation, state or city, as the case may be. And especially for the immediate public ownership of railroads and coal mines.

8. For an elastic federally owned banking system in which the farmers should have 40 per cent of the controlling representatives and the industrial workers 25 per cent of such directors, since the producers' savings are on deposit in this proportion of the total.

9. For a constitutional amendment abolishing the usurped right of the supreme courts to kill laws passed by the elected representatives of the people. In the meantime, congress should command the supreme court to cease usurping the power to pass upon the constitutionality of acts of congress. All judges, national, state and local, should be subject to recall.

10. For the legal right to use light wines and beer. We hold that intemperance in the use of liquor is largely the result of the present economic conditions. With the growth of a people in physique, intellect and morals, intemperance will gradually disappear and temperate habits in all things prevail. Until the profit system has been abolished and a more harmonious economic order has been established, the attempt of well meaning people to introduce temperate habits by law will prove only an evasion of the real issue.

State government by so-called progressives means state government by commission. It is a futile attempt to regulate industry while the ownership and control of such industry remains in private hands. The new state capitol at Madison already is too small to house these tax wasting, useless and dangerous commissions—each of which is controlled by the industries it seeks to regulate.

As reaction used the slogan of "patriotism" during the war to cover a multitude of its sins—so reaction now used the "wet" and "dry" issue to confuse the voters of the state.

The reactionaries are "dry" in one part of the state and "wet" in the other, but they are everywhere for reaction and against the inter-

est of the farmers and laborers. It is their aim to elect their politicians and thus to control the state government.

We urge Wisconsin voters to consider the heroic stand of the Socialist Party during the war and especially to study the splendid voting record of the Socialist members of past legislatures who fought continually for measures designed to benefit the city workers and farmers.

The economically sound and genuinely progressive measures now on our statute books have been initiated by Socialists and are law only because of the presence of an energetic Socialist delegation in the legislature. This fight will continue until the eight-hour day for industrial workers, state insurance against unemployment, against sickness, and a pension for the aged, are enacted into law. To lessen the tax burden on the small home owner and farmer, we favor an increase in the tax rate on large incomes and inheritances, the gradual exemption of taxation on improvements and personal property, and an increase in the tax rate on Wisconsin's 14,000,000 acres of unused land now held for speculation.

We also stand for (a) valuation tax on automobiles; (b) repeal of personal property offset to income taxes; (c) repeal of secrecy clause of the income tax law; (d) against a gasoline sales tax; (e) for compulsory erection of protecting sheds for railroad repair workers.

We urge all lovers of freedom to join with the city workers and farmers to support and strengthen the position of the Socialist Party which represents the only genuine patriotism of today—for Socialism stands for human brotherhood and guarantees to every man and woman the full fruit of their labor.

GENERAL ELECTION NOVEMBER 7, 1922

VOTE FOR GOVERNOR

Counties, Towns, Cities, Villages and Election Precincts	Welles, Prohibition	Blaine, Republican	Arnold, Socialist	Bentley, Ind. Dem.	Dietrich, Ind.Soc.Lbr.	Scattering
ADAMS CO.—						
Adams.....	1	33		3		
Big Flats.....		28				
Colburn.....		24	2			
Dell Prairie.....	2	27	1	2	1	
Easton.....		26	1	11		
Jackson.....		33		2		1
Leola.....	5	13				
Lincoln.....		29		2		
Monroe.....	2	41				
New Chester.....	6	33	1	3		
New Haven.....	1	61	3	5		
Preston.....	1	26				
Quincy.....		30	1			
Richfield.....		38		5		
Rome.....	4	32	1	1		
Springville.....	4	23	1	5		
Strongs Prairie.....		78	1	8		
Adams, vil.....	5	294	1	6	1	
Friendship, vil.....	2	52	1	9		
Totals...(1,032)	33	921	13	62	2	1
ASHLAND CO.—						
Agenda.....		54	1			
Ashland.....	2	106	1	1		
Butternut.....		68	3	1		
Gordon.....	1	38		1		
Jacobs.....	2	149	2	5		
La Pointe.....		18		2		
Marengo.....	3	49	2			
Morse.....	1	66	1			
Peeksville.....		28			1	
Sanborn:						
1st prec.....	6	57		1		
2nd prec.....	15	66		9		
Shanagolden.....	3	33	1			
White River.....	5	74	3	3		
Ashland, city:						
1st ward.....	3	162		9		
2nd ward.....	26	195	5	10		
3rd ward.....	46	163		33		
4th ward.....	16	117	1	15	1	
5th ward.....	16	153		21		
6th ward.....	21	181	1	30	1	3
7th ward.....	9	284		11		1
8th ward.....	5	223	2	4		
9th ward.....		220	2	1		
10th ward.....	4	252	17	1		
Mellen, city:						
1st ward.....	1	64	1	9		
2nd ward.....	1	53	1	6		
3rd ward.....	2	32	1	7		
Butternut, vil.....	4	87		12		
Totals...(3,434)	192	2,997	46	192	3	4
BARRON CO.—						
Almena.....	19	94		9	1	
Arland.....	2	110		2		4
Barron.....	18	113	3	4	2	
Bear Lake.....	1	84		1		
Cedar Lake.....	2	53		1		
Chetek.....	6	167		4		
Clinton.....	7	186		4		
Crystal Lake.....	2	87	1	4		3
Cumberland.....	3	134		4		
Dallas.....	6	133				
Dovre.....	8	185	1	3		
Doyle.....	3	57				
Lakeland.....		81	1	3		1

VOTE FOR GOVERNOR—Continued

Counties, Towns, Cities, Villages and Election Precincts	Welles, Prohibition	Blaine, Republican	Arnold, Socialist	Bentley, Ind. Dem.	Dietrich, Ind.Soc.Lbr.	Scattering
BARRON CO.—Cen.						
Maple Grove.....	8	136	1	3		
Maple Plain.....	2	38		2		
Oak Grove.....	7	114	2	3		
Prairie Farm.....	8	131	1	3		
Rice Lake.....	4	141	4	2		
Stanford.....	2	111	2			
Stanley.....	9	122	6	6		1
Sumner.....	14	112	1	5		2
Turtle Lake.....		52		2		1
Vance Creek.....	1	130				
Cameron, vil.....	17	99		3		2
Dallas, vil.....	3	87		1		
Haugen, vil.....		41		3		
Prairie Farm, vil.....	6	39		5		
Turtle Lake, vil.....	7	72		13		9
Barron, city.....	73	194	2	35		
Chetek, city.....	22	187		36	1	
Cumberland, city.....	25	89		30	4	
Rice Lake, city:			1			
1st ward.....	30	212	2	38		
2nd ward.....	17	122	1	15	2	
3rd ward.....	1	153		5		
4th ward.....	13	262	1	11		
Totals...(4,808)	351	4,133	30	261	10	23
BAYFIELD CO.—						
Barksdale.....	4	85		1		
Barnes.....	1	53				
Bayfield.....	19	55	1	3		
Bayview.....	5	78		2		
Bell.....	2	34		6		
Cable.....	5	53	1	2		
Clover.....	1	40	2	3	1	
Drummond.....	7	186		9	1	
Eileen.....		53	2	1		
Hughes.....	4	24				
Iron River.....	13	129	1	12		
Kelly.....	4	69	3	4	1	
Keystone.....	5	39		1	1	
Lincoln.....	1	57		2		
Mason.....	22	114	7	6	1	
Namekagon.....	2	27			1	
Oriente.....	2	34		2		
Oulu.....	8	58	3			
Pilsen.....	3	43		1		
Port Wing.....	13	118	2	9		
Pratt.....	6	76		8		
Russell.....	1	39	1	1		
Tripp.....	3	35	2	1		4
Washburn.....	1	114				
Cable, vil.....	2	49	1	5		
Bayfield, city:						
1st ward.....	6	56	2	7		
2nd ward.....	5	25		2		
3rd ward.....	11	72		6	1	
4th ward.....	10	33		5		
Washburn, city:						
1st ward.....	6	154	1	17		
2nd ward.....	2	79	2			
3rd ward.....		110	1			
4th ward.....	4	114		5		
5th ward.....	5	78	1	2		
6th ward.....	2	88	1			
Totals...(2,824)	185	2,471	34	123	7	4
BROWN CO.—						
Allouez.....	12	261		53	2	
Ashwaubenon.....	2	105		5	1	
Bellevue.....	2	79		13		
De Pere.....		110		24		
Eaton.....	3	87	1	22		

VOTE FOR GOVERNOR—Continued

Counties, Towns, Cities, Villages and Election Precincts	Welles, Prohibition	Blaine, Republican	Arnold, Socialist	Bentley, Ind. Dem.	Dietrich, Ind.Soc.Lbr.	Scattering
Glenmore.....	5	188	1	17		
Green Bay.....		127	1	6		
Hobart.....	2	105		12		
Holland.....	4	127	1	72		
Howard.....	17	219	2	55	1	
Humboldt.....		147	1	15		
Lawrence.....	4	131		25		
Morrison.....	5	240	1	20		
New Denmark.....	2	282	1	7		
Pittsfield.....	5	171	3	23		
Preble.....	11	466	8	57	1	
Rockland.....	4	105	1	21	2	
Scott.....	5	132		18		
Suamico.....	15	155	4	26	3	
Wrightstown.....	5	173		27		
De Pere, city:						
1st ward.....	25	217	1	167	3	
2nd ward.....	4	215	1	149	5	
3rd ward.....	10	276	1	100	1	
4th ward.....	1	162	2	45		
Green Bay, city:						
1st ward.....	53	223		240		
2nd ward.....	14	480	7	480	1	
3rd ward.....	42	361	2	268	2	
4th ward.....	23	351	8	215	1	
5th ward.....	15	409	5	44		
6th ward.....	21	279	7	103	1	
7th ward.....	9	232	7	68	1	
8th ward.....	7	373	6	83		
9th ward.....	10	306	7	43		
10th ward.....	2	343	2	18		
11th ward.....	5	436	5	19	3	
12th ward.....	17	378	1	82		
13th ward.....	7	484	2	17	1	
14th ward.....	5	510	2	50	2	
15th ward.....	30	250	5	117	1	
16th ward.....	30	372	10	124	3	
17th ward.....	20	332	1	38		
18th ward.....	13	458	7	53		
19th ward.....	10	377	9	11		
20th ward.....	2	444	3	21	1	
Denmark, vil.....	9	186	2	27	1	
Pulaski, vil.....	6	166	2	34	2	
Wrightstown, vil.....	3	129		33	1	
Totals.. (15,739)	501	12,159	124	2,015	40	
BUFFALO CO.—						
Alma.....		56	1	1		
Belvidere.....		36	1	2		
Buffalo.....	2	50	4			
Canton.....		46	4			
Cross.....		95		2		
Dover.....		83		2		
Gilmanton.....	2	86	1	27		
Glencoe.....		33		7		
Lincoln.....		31				
Maxville.....		27	1			
Milton.....		56	2	2		
Modena.....	1	119				
Mondovi.....	11	69		7		
Montana.....		31				
Naples.....	6	80		1		2
Nelson.....	1	129	1	4		
Waumandee.....	4	44		2		1
Alma, city:						
1st ward.....	2	50	2	10		
2nd ward.....		36		14		
3rd ward.....		39		3		
Buffalo, city.....		44		1		
Fountain, city:						
1st ward.....	1	84		11		
2nd ward.....		141	1	6		

VOTE FOR GOVERNOR—Continued

Counties, Towns, Cities, Villages and Election Precincts	Welles, Prohibition	Blaine, Republican	Arnold, Socialist	Bentley, Ind. Dem.	Dietrich, Ind.Soc.Lbr.	Scattering
BUFFALO CO.—Con.						
Mondovi, city:						
1st ward	35	94		29	1	
2nd ward	23	140		17	1	
Cochrane, vil.	2	56	6	3		
Totals... (2,025)	90	1,755	24	151	2	3
BURNETT CO.—						
Anderson		67	5	3	1	
Blaine		26				
Daniels	1	90	1			
Dewey		25		11		1
Grantsburg	2	73		1		
Jackson		25				
La Follette	5	37		3		
Lincoln		54				
Meenon	3	73	3			
Oakland	1	47	3			
Roosevelt	1	36	3			
Rusk	1	15	2			
Sand Lake	1	33	1			
Scott		15	2			
Siren	5	106	3	6		1
Swiss	15	50	1	1		
Trade Lake	7	186	1			
Union	5	14		1		4
Wehlake	1	12				
West Marshland	2	38				
Wood River	1	138	3			
Grantsburg, vil.	20	119		2		1
Webster, vil.	4	55	3	5		
Totals... (1,476)	75	1,332	28	33	1	7
CALUMET CO.—						
Brillion		286	1	2		
Brothertown	2	254	2	7	1	
Charlestown	2	230	5	3		
Chilton	8	148	1	30		
Harrison	2	258	2	7		
New Holstein	1	147	9	6		
Rantoul		213	13	14		
Stockbridge	9	146		31	1	
Woodville	3	262	2	6		
Chilton, city	14	508	13	188		
Kiel, vil., 2nd prec.		33		2		
Brillion, vil.	2	244	6	31		
Hilbert, vil.	3	129		8		
New Holstein, vil.	3	351	6	9		
Stockbridge, vil.	6	59	1	18		
Totals... (3,688)	55	3,208	61	362	2	
CHIPPEWA CO.—						
Anson	2	109	1	3	1	
Arthur	1	85		1		
Auburn	3	128		2	1	
Birch Creek	2	52				
Bloomer	2	121	1	3	1	
Cleveland	4	69	3	7		
Colburn	3	115		2		
Delmar	4	119	1	4		
Eagle Point	2	143		14		1
Edson	10	129		7		3
Estella	4	52				
Goetz	3	115	1	2		
Halley	4	88		1		
Holcombe	14	53	1	21	1	
Howard		110	2	2		
La Fayette	2	206	9			
Ruby	4	69	18	4		
Sampson	1	72		5		
Sigel		69		2		

VOTE FOR GOVERNOR—Continued

Counties, Towns, Cities, Villages and Election Precincts	Welles, Prohibition	Blaine, Republican	Arnold, Socialist	Bentley, Ind. Dem.	Dietrich, Ind.Soc.Lbr.	Scattering
Tilden.....		139		1	1	
Wheaton.....		89	1	6		
Woodmohr.....	3	109	1	9		
Bloomer, city.....	28	210		47	1	2
Chippewa Falls, city:						
1st ward.....	9	207		4	1	
2nd ward.....	2	202	1	19		
3rd ward.....	8	187	4	13		
4th ward.....	12	105	4	48		
5th ward.....	13	219	1	57	1	
6th ward.....	1	188	1	25		
7th ward.....	2	119	1	2		
8th ward.....	11	144	1	36	1	
9th ward.....	5	157		8		1
10th ward.....	1	120		5		
Stanley, city:						
1st ward.....	7	69		14		
2nd ward.....	11	59	1	15		
3rd ward.....	6	68		8		
4th ward.....	5	86		3		
Boyd, vil.....		79		12	1	
Cadott, vil.....	14	109		23	1	2
Cornell, vil.....	12	134	1	16		3
New Auburn, vil.....	12	44		14		
Totals... (5,516)	227	4,747	54	465	11	12
CLARK CO.—						
Beaver.....	3	71	10			
Butler.....	14	14		1		
Colby.....	1	81				
Dewhurst.....	1	21		1		
Eaton.....		68		10		
Fremont.....	2	147	1	2		
Grant.....	3	125		12		
Green Grove.....		93	12			
Hendren.....	1	40	28	1		
Hewett.....	2	34				
Hixon.....	3	113		5		
Hoard.....	10	92	2			
Levis.....	3	47	2	4		
Longwood.....	1	96	10	9		
Loyal.....	7	119	1	7		
Lynn.....	1	117	14			
Mayville.....	3	131	1	1		
Mead.....		23	2	1		
Mentor.....	20	103	2	21	1	
Pine Valley.....		104		3		
Reseberg.....	2	63	5	3		
Sherman.....		73		4		
Self.....	1	24	1	1		
Sherwood.....	1	31		1		
Thorp.....	3	94			2	
Umty.....	3	94		5	1	
Warner.....	2	104	6	2		
Washburn.....	2	43		4	1	
Weston.....	2	103		5		
Withee.....		37		19	1	
Worden.....	3	125		5		
York.....	5	141		8		
Colby, city.....	6	80	1	12		
Greenwood, city.....	9	67		47		
Neillsville, city:						
1st ward.....	4	77	1	22		
2nd ward.....	5	94		28		
3rd ward.....	13	132	3	50		
Abbotsford, vil.....	12	99		18		
Curtis, vil.....		25		1		
Dorchester vil.....	2	52	3	12		
Granton, vil.....	7	52	1	14		
Loyal, vil.....	15	83		11		
Owen, vil.....	11	127	2	41		

VOTE FOR GOVERNOR—Continued

Counties, Towns, Cities, Villages and Election Precincts	Welles, Prohibition	Blaine, Republican	Arnold, Socialist	Bentley Ind. Dem.	Dietrich, Ind.Soc.Lbr.	Scattering
CLARK CO.—Con.						
Thorp, vil.	7	78		30		
Unity, vil.	1	16		2		
Withee, vil.	3	78		6		
Totals... (4,374)	199	3,631	109	429	6	
COLUMBIA CO.—						
Arlington.....	5	88		11	2	1
Caledonia.....	5	88		16		
Columbus.....	6	68		9		
Courtland.....	2	44		5		2
Dekorra.....	2	42	1	9		
Fort Winnebago.....	3	65		9		
Fountain Prairie.....	3	87	1	2		
Hampden.....		131	1	9	1	
Leeds.....	3	142		1		
Leviston.....	3	51		3		
Lodi.....	10	77		6		
Lowville.....	3	67				
Marcellon.....	3	45		10		
Newport.....		29				
Osego.....	4	93	1	9		
Pacific.....	2	34	2	3		
Randolph.....	5	124	2	8		1
Scott.....	2	50		1		
Springvale.....	6	50	1	1		
West Point.....	6	59		2		
Wyocena.....	5	52		5		
Cambria, vil.	33	94		35		
Doylestown, vil.		39	1	13		2
Fall River, vil.	8	57		4		
Gilbourn, vil.	25	134	30	39		3
Lodi, vil.	29	153	1	32	1	2
Pardeeville, vil.	16	101		13		
Poynette, vil.	16	64		28		
Randolph, vil.	7	25		31		19
Rio, vil.	23	113		28	1	1
Wyocena, vil.	12	75	2	15		
Columbus, city:						
1st ward.....						
2nd ward.....						
3rd ward.....	63	325	12	113		
Portage, city:						
1st ward.....	1	101		7		
2nd ward.....	6	179		19	1	
3rd ward.....	26	157	12	56		
4th ward.....	10	245	1	57		
5th ward.....	11	357		15		
Totals... (4,801):	367	3,705	63	624	6	31
CRAWFORD CO.—						
Bridgeport.....	2	32		7		
Clayton.....	7	260	1	38		1
Eastman.....	1	45		22	2	
Freeman.....		123	1	6		
Haney.....	3	59		4		
Marietta.....		49		11	1	
Prairie du Chien.....	2	38		12		
Scott.....	10	62	1	40		
Seneca.....	6	78		45	2	
Utica.....	5	231		3	1	
Wauzeka.....		73		2		
Bell Center, vil.	4	39		3		1
De Soto, vil.		18				
Eastman, vil.		52		17		
Ferryville, vil.	4	29		7		
Gays Mills, vil.	15	96	1	49		
Lynxville, vil.	4	33	1	5	1	
Soldiers Grove, vil.	7	143		13		
Steuben, vil.	6	54	2	12		
Wauzeka, vil.	6	71	1	23		1



MEMBERS OF ASSEMBLY—1923

(1) Chas. W. Hutchison, (2) H. M. Mark, (3) Wm. F. Dettinger, (4) Eugene H. Killian, (5) Clinton G. Price, (6) Conrad Shearer, (7) D. J. Vincent, (8) Anton Holly, (9) Henry Nein, (10) Wm. F. Miller.

VOTE FOR GOVERNOR—Continued

Counties, Towns, Cities, Villages and Election Precincts	Welles, Prohibition	Blaine, Republican	Arnold, Socialist	Bentley, Ind. Dem.	Dietrich, Ind. Soc. Lbr.	Scattering
Prairie du Chien, city:						
1st ward.....	2	58	1	4		
2nd ward.....	7	169	4	62	1	
3rd ward.....	6	202	1	70		
4th ward.....	3	50		14		
Totals... (2,656)	102	2,060	14	469	8	3
DANE CO.—						
Albion.....	14	214	1	11		
Berry.....	2	105		1		
Black Earth.....	13	55	1	2	2	
Blooming Grove.....	5	158	2	9		
Blue Mounds.....		133		3		
Bristol.....	1	72		5		
Burke.....	8	138		1		
Christiana.....	2	179	1	11		
Cottage Grove.....	2	129	1	22		
Cross Plains.....	1	151	3	11		
Dane.....	6	72		2		
Deerfield.....	3	124		6		
Dunkirk.....	2	112		7		
Dunn.....	1	84	1	3		
Fitchburg.....	5	49		17	1	
Madison.....	25	280	4	38		1
Mazomanie.....	5	46		4		
Medina.....	6	84		10		
Middleton.....	2	101	1	5		
Montrose.....	3	99	1	4		
Oregon.....	5	77		13		
Perry.....	2	178		1		
Pleasant Springs.....	1	87	1	5		
Primrose.....		131				
Roxbury.....		84		1		
Rutland.....	2	117		1		
Springdale.....	2	159		5	1	
Springfield.....	1	234		1		
Sun Prairie.....	3	69		10		
Vermont.....	1	84		11		
Verona.....	1	77		3		
Vienna.....		56	1			
Westport.....	2	103		14		
Windsor.....	9	135	1	4		
York.....	5	71		2		
Belleville, vil.....	20	73		20	1	1
Black Earth, vil.....	11	110	1	12		
Blue Mounds, vil.....	1	41		6		
Brooklyn, vil.....	7	16		2		
Cambridge, vil.....	10	97		19		
Cross Plains, vil.....	1	71		8		
Dane, vil.....	8	52		2		
Deerfield, vil.....	1	77	1	19		
DeForest, vil.....	1	88	3	9		2
Marshall, vil.....	6	91		16		
Mazomanie, vil.....	37	103		30		
McFarland, vil.....	5	87		9		
Middleton, vil.....	2	199		11		
Mount Horeb, vil.....	10	354		35		1
Oregon, vil.....	21	115		34		
Rockdale, vil.....	3	24		14		
Sun Prairie, vil.....	15	161	2	30		2
Verona, vil.....	8	59		13		1
Waunakee, vil.....	2	123	1	16		
Madison, city:						
1st ward.....	33	316	2	103		
2nd ward.....	45	586	5	159	1	
3rd ward, 1st prec.....	11	290	4	54	6	
3rd ward, 2nd prec.....	33	577	6	90	5	
4th ward.....	40	640	4	99	7	
5th ward, 1st prec.....	66	385	4	82	37	
5th ward, 2nd prec.....	43	338	4	51		
6th ward, 1st prec.....	27	678	7	44		
6th ward, 2nd prec.....	9	631	2	35		
7th ward, 1st prec.....	54	682	5	111	1	

VOTE FOR GOVERNOR—Continued

Counties, Towns, Cities, Villages and Election Precincts	Welles, Prohibition	Blaine, Republican	Arnold, Socialist	Bentley, Ind. Dem.	Dietrich, Ind. Soc. Lbr.	Scattering
DANE CO.—Con.						
7th ward, 2nd prec.	3	159	2	19		
8th ward	42	726	12	72	1	
9th ward	36	604	7	83	16	
10th ward	144	616	16	237		
Stoughton, city:						
1st ward	11	139		27		
2nd ward	7	236		6	1	
3rd ward	12	190		18		
4th ward	27	191	1	50		
Totals (17,067)	951	14,032	108	1,888	80	8
DODGE CO.—						
Ashippun	2	212	1	19		
Beaver Dam	3	121	2	17		
Burnett	7	185	11	12	1	
Calamus	6	76	1	12		
Chester	5	94		16		
Clyman	3	198	5	78	4	
Elba	4	109	1	60	1	
Emmet	5	226	1	25		
Fox Lake	5	53	4	8		
Herman	1	234	5	3		
Hubbard	1	151	24	10		
Hustisford	2	141	14	18		
Lebanon	2	347	2	2	2	
Leroy	8	169	6	10		
Lomira	8	197	7	11		
Lowell	5	176	3	18	1	
Oak Grove	10	217	21	31		
Portland	1	168	1	9	1	
Rubicon	1	141	3	46		
Shields	8	101		16		
Theresa	1	203	27	9	4	
Trenton		129		32		
Westford	3	59		20	1	
Williamstown	1	120	13	8		
Beaver Dam, city:						
1st ward	5	67	9	24		
2nd ward	10	170	2	79	1	
3rd ward	20	186	1	57	2	
4th ward	10	145	6	124	4	
5th ward		32	6	44	4	
6th ward	8	125	4	49		
7th ward	6	175	9	40	1	
8th ward	22	140		92	5	
Horicon, city:						
1st ward	8	121	38	52	1	
2nd ward		77	21	18		
3rd ward	7	110	32	61		
Juneau, city:						
1st ward	14	146	5	52	1	
2nd ward	7	129	4	49		
Mayville, city:						
1st ward	3	179	19	15		
2nd ward	2	79	7	18		
3rd ward	12	189	58	45	1	
Watertown, city:						
5th ward	3	126		26	1	
6th ward		197	1	16	1	
13th ward	1	189	3	14		
14th ward		101	1	14		
Waupun, city:						
1st ward	23	72	1	42	1	
2nd ward	22	69		70	1	
3rd ward	16	31		18		
4th ward	14	47		15	2	
Fox Lake, vil.	34	132	1	80		
Hustisford, vil.	3	139	24	21		
Iron Ridge, vil.		102	1	7	1	
Lomira, vil.	2	130	4	8		
Lowell, vil.	6	58		5		
Neosho, vil.	3	64		8		

VOTE FOR GOVERNOR—Continued

Counties, Towns, Cities, Villages and Election Precincts	Welles, Prohibition	Blaine, Republican	Arnold, Socialist	Bentley, Ind. Dem.	Dietrich, Ind. Soc. Lbr.	Scattering
Randolph, vil.....	25	83		58		
Reeseville, vil.....	2	101	1	13		
Theresa, vil.....		90	26	23		
Totals..... (10,223)	365	7,633	436	1,747	42	
DOOR CO.—						
Baileys Harbor.....	3	106		3		
Brussels.....	1	246	1	9	1	
Clay Banks.....	2	73	1	1		
Egg Harbor.....	4	157	3	4		
Forestville.....		240		9		
Gardner.....	3	180		11	2	
Gibraltar.....	5	122	1	3		
Jacksonport.....	6	71	1	0		
Liberty Grove.....	27	192	1	4		
Nasewaupsee.....	3	149		5		
Sevastopol.....	11	298	3	14	2	
Sturgeon Bay.....	2	93	1	4		
Union.....		118				
Washington.....	5	84	1	6	1	
Ephriam, vil.....	10	43		2		
Sister Bay, vil.....	9	34		2		
Sturgeon Bay, city:						
1st ward.....	26	273	2	35	1	1
2nd ward.....	19	163		53	0	
3rd ward.....	19	170		35	1	
4th ward.....	13	199	1	22	1	
Totals..... (3,442)	168	3,011	16	231	15	1
DOUGLAS CO.—						
Amnicon.....	3	46		1		
Bennett.....	2	76	2	5		
Brule.....	3	60	3	5	1	
Cloverland.....		34	1			
Dairyland.....		18		1		
London.....	3	87	2	4		
Hawthorne.....	6	66	1	7	2	
Highland.....		12	1	1		
Lakeside.....	2	40	1	1		
Maple.....	3	67	1			
Oakland.....	1	63	2	2		
Parkland.....		96		3		
Solon Springs.....	5	51	1	6		
Summit.....	9	73		6		
Superior:						
1st ward.....	3	118	4	4		
2nd ward.....	1	53	3	5		
Wascott.....	4	51		1	1	
Superior, city:						
1st ward.....	40	563	3	30		
2nd ward.....	56	464	3	76	2	
3rd ward, east prec.....	9	244	2	1	1	
3rd ward, west prec.....	9	239	8	3	4	
4th ward, 1st prec.....	2	232	2	2		
4th ward, 2nd prec.....	4	323	4	8		
5th ward, north prec.....	30	674	5	22	2	
5th ward, south prec.....	93	513	3	77	5	
6th ward, east prec.....	26	375	2	46	1	
7th ward, west prec.....	6	362	5	4		
7th ward, 1st prec.....	70	568	2	104	9	
7th ward, 2nd prec.....	90	712	4	106	7	
8th ward.....	59	340	9	33	2	
9th ward, east prec.....	19	214	2	5	3	
9th ward, west prec.....	7	358	8	16	1	
10th ward, east prec.....	5	144		4		
10th ward, west prec.....	7	248	4	9		
Lake Nebagamon, vil.....	8	62	4	2		
Oliver, vil.....	1	37	2			
Poplar, vil.....	4	42		1		
Solon Springs, vil.....	3	56		5		
Totals..... (9,218)	591	7,876	94	616	41	

VOTE FOR GOVERNOR—Continued

Counties, Towns, Cities, Villages and Election Precincts	Welles, Prohibition	Blaine, Republican	Arnold, Socialist	Bentley, Ind. Dem.	Dietrich, Ind. Soc. Lbr.	Scattering
DUNN CO.—						
Colfax.....		113		2		
Dunn.....	6	155		4	1	
Eau Galle.....	15	125	2	7		
Elk Mound.....		88				
Grant.....		97		1	1	
Hay River.....		72	2	2		
Lucas.....	1	47		1		
Menomonie.....	4	169	1	5		
New Haven.....	4	65	1	1		
Otter Creek.....	2	57	4			
Peru.....	1	43	1	2		2
Red Cedar.....	1	139		8		
Rock Creek.....	3	117		1	2	1
Sand Creek.....	3	107		8		
Sheridan.....	3	95				1
Sherman.....		78				
Spring Brook.....	5	122	1	11		2
Stanton.....	4	72		3	1	1
Tainter.....		62		3		
Tiffany.....	1	59	2	1		
Weston.....		47		1		
Wilson.....		124	1			
Boyceville, vil.....	4	49	1	11		
Colfax, vil.....	28	151	1	14	2	1
Downing, vil.....	17	32	1	3	2	1
Elk Mound, vil.....	6	50		19	1	1
Knapp, vil.....	10	57		18	1	1
Ridgeland, vil.....	3	38	1	1		
Wheeler, vil.....	2	58		2		
Menomonie, city:						
1st ward.....	4	186	1	4	2	
2nd ward.....	23	155		39	3	
3rd ward.....	34	279	2	66	2	
4th ward.....	15	278		12	3	
Totals..... (3,890)	199	3,386	22	250	22	11
EAU CLAIRE CO.—						
Bridge Creek.....	2	115		3	1	
Brunswick.....	3	79		11		
Clear Creek.....	2	116		6		
Drammen.....	1	82			1	
Fairechild.....	2	34		3		
Lincoln.....		209				
Ludington.....		102	1	3		
Otter Creek.....	6	74	1	11		
Pleasant Valley.....	1	143		15		
Seymour.....	2	80	3			
Union.....	9	90		18		
Washington.....	17	170	1	10	1	
Wilson.....	1	44		1	3	
Altoona, city:						
1st ward.....	2	126	2	4		
2nd ward.....	6	229		5		
Augusta, city.....	32	133	2	28		
Eau Claire, city:						
1st ward.....	3	263		16	1	
2nd ward.....	16	250	5	58		
3rd ward.....	52	318	3	249	1	
4th ward.....	4	130	2	7		
5th ward.....	43	222	4	91		
6th ward.....	39	281	3	109		
7th ward.....	24	319	1	28	19	1
8th ward.....	1	375	3	24		
9th ward.....	27	458	4	41		
10th ward.....	10	577	2	26	5	
Fairechild, vil.....	13	83	2	16	2	1
Fall Creek, vil.....	1	214				
Totals..... (6,493)	319	5,316	39	783	34	2

VOTE FOR GOVERNOR—Continued

Counties, Towns, Cities, Villages and Election Precincts	Welles, Prohibition	Blaine, Republican	Arnold, Socialist	Bentley, Ind. Dem.	Dietrich, Ind. Soc. Lbr.	Scattering
FLORENCE CO.—						
Aurora.....	1	147	3	1		
Commonwealth.....		110	1	2		
Fern.....	2	45	2	2		
Fence.....	1	77				
Florence.....	8	492		34	1	
Homestead.....	1	104	4			
Long Lake.....		44		4		
Tipler.....		86		2		
Totals.....(1,174)	13	1,105	10	45	1	
FOND DU LAC CO.—						
Alto.....	11	72		27		
Ashford.....	3	233	1	4		
Auburn.....	2	127	1	2		
Byron.....	8	84	1	36		
Calumet.....	2	97		6		
Eden.....	1	94	8	14		
Eldorado.....	3	143	2	10		
Empire.....	2	113		13		
Fond du Lac.....	11	150	5	33		
Forest.....	2	108		10		
Friendship.....	2	127		10		
Lamartine.....	7	85		15		
Marshfield.....	3	258		9		
Metomen.....	7	65	3	5		
Oakfield.....	9	34		10		
Osceola.....	9	135		2		
Ripon.....	9	131	1	11		
Rosendale.....	15	116		11		
Springvale.....	5	63		17		
Tayocheedah.....	7	206		29		
Waupun.....	13	47		24		
Brandon, vil.....	40	114		26		
Campbellsport, vil.....	11	174		15		
Eden, vil.....		17		9		
Fairwater, vil.....	7	49		3		
North Fond du Lac, vil.....	6	607	2	9		
Oakfield, vil.....	35	70		28		
Rosendale, vil.....	23	30		8		
St. Cloud, vil.....	1	49		2		
Fond du Lac, city:						
1st ward.....	1	193	2			
2nd ward.....	12	226	9	21		
3rd ward.....	9	218	4	22		
4th ward.....	25	207	2	72		
5th ward.....	1	176	14	7		
5th ward.....	23	366	6	44		
5th ward.....	13	291		49		
7th ward.....	22	196	8	33		
8th ward.....	15	201	1	91		
9th ward.....	30	162	5	128		
10th ward.....	19	160	1	116		
11th ward.....	22	240	2	78		
12th ward.....	3	168	4	36		
13th ward.....	2	149	4	22		
14th ward.....	7	228	2	27		
15th ward.....	9	387	12	51		
16th ward.....						
Ripon, city:						
1st ward.....	6	105		6		
2nd ward.....	31	126	1	85		
3rd ward.....	13	138		25		
4th ward.....	31	114		28		
Waupun, city:						
5th ward.....	2	47		22		
6th ward.....	23	85		54		
Totals.....(9,921)	569	7,786	101	1,465		
FOREST CO.—						
Alvin.....	4	20		12	1	
Argonne.....	5	121		11		
Blackwell.....	2	61		4		

VOTE FOR GOVERNOR—Continued

Counties, Towns, Cities, Villages and Election Precincts	Welles, Prohibition	Blaine, Republican	Arnold, Socialist	Bentley, Ind. Dem.	Dietrich, Ind. Soc. Lbr.	Scattering
FOREST CO.—Con.						
Caswell.....	4	42	1	4	1	
Crandon.....	3	117		7		
Freedom.....	1	18	1			
Hiles.....	3	58			1	
Laona.....	6	218	8	9	1	
Nashville.....	2	60	1	10		
Newald.....		44				
Wabeno:						
1st ward.....	11	236		11		
2nd ward.....	2	19		1		1
Crandon, city:						
1st ward.....	4	95		11		1
2nd ward.....	2	31				
3rd ward.....	5	100		15	1	4
4th ward.....	3	38		8	1	
5th ward.....	10	35		16		
Totals..... (1,529)	67	1,313	11	125	7	6
GRANT CO.—						
Beetown.....	2	127	3	20	1	1
Bloomington.....	2	73		4		1
Boscobel.....		29		3		
Cassville.....		66				
Castle Rock.....	2	31		24		
Clifton.....	9	118		18		
Ellenboro.....	2	108		9		
Fennimore.....	5	159	1	16		
Glen Haven.....	1	83	2	12	3	
Harrison.....	2	86				
Hazel Green.....	3	99		8		
Hickory Grove.....		37		15	1	1
Jamestown.....		129	1	6		
Liberty.....	6	127		11		1
Lima.....	5	103		11		
Little Grant.....	2	38		6		1
Marion.....	2	68		6		
Millville.....	9	32		8		
Mt. Hope.....	2	46		19		2
Mt. Ida.....	10	98	1	20	2	
Muscoda.....		25		9		1
North Lancaster.....	4	106	1	8		
Paris.....	2	159		3		
Patch Grove.....	2	46	1	6		
Platteville.....	3	108		11	1	
Potosi.....	2	225		4		
Smelser.....	3	102		5		
South Lancaster.....	6	121		13		
Waterloo.....	1	114		11	2	
Watterstown.....		59	1	4		
Wingville.....	6	121		6		
Woodman.....	3	32	1	21		1
Wyalusing.....	2	77		9		
Bagley, vil.....	13	59		9	1	
Bloomington, vil.....	17	102		27		
Blue River, vil.....	6	54		30		
Cassville, vil.....	2	155	2	18		
Cuba City, vil.....	10	169		56		
Hazel Green, vil.....	21	82		17		
Livingston, vil.....	27	82	1	24		1
Moniford, vil.....	16	135		19		
Mt. Hope, vil.....	12	53		13		4
Muscoda, vil.....	9	99	1	90	4	2
Patch Grove, vil.....	10	40		7		
Potosi, vil.....		106		8		
Woodman, vil.....		31		9	1	
Boscobel, city:						
1st ward.....	1	88	1	17	1	
2nd ward.....	12	101	1	20		
3rd ward.....		70	1	17		
4th ward.....	5	82		20		
Fennimore, city:						
1st ward.....	8	72		19		1
2nd ward.....	14	66		36		2

VOTE FOR GOVERNOR—Continued

Counties, Towns, Cities, Villages and Election Precincts	Welles, Prohibition	Blaine, Republican	Arnold, Socialist	Bentley, Ind. Dem.	Dietrich, Ind. Soc. Lbr.	Scattering
GRANT CO.—Con.						
3rd ward.....	8	50		19		
4th ward.....	4	86	1	39	1	
Lancaster, city:						
1st ward.....	9	131	1	38	2	
2nd ward.....	15	119		62	1	
2nd ward.....	22	186	1	53	2	
4th ward.....	22	150	1	54	1	
Platteville, city:						
1st ward.....	21	271	3	19	1	
2nd ward.....	32	256		50		
3rd ward.....	24	267	2	60		
4th ward.....	14	149	4	32		
Totals... (8,055)	452	6,313	32	1,213	26	10
GREEN CO.—						
Adams.....	1	76		6		
Albany.....	11	83		16		
Brooklyn.....	7	75		2		
Cadiz.....	14	176	2	17		1
Clarno.....	5	248		8		
Decatur.....	10	93		7		1
Exeter.....	3	91		11		
Jefferson.....	20	264	2	9		
Jordan.....	1	129	1	7	1	
Monroe.....	5	141		8		1
Mt. Pleasant.....	2	103		7		1
New Glarus.....		117	1			
Spring Grove.....	7	113		2		
Sylvester.....	3	92	2	6		
Washington.....		143				
York.....		165		1	1	
Albany, vil.....	74	137		19		1
Brooklyn, vil.....	10	36		9		2
Browntown, vil.....	15	59		3	2	
Monticello, vil.....		223	1	6		
New Glarus, vil.....	2	245		10		
Broadhead, city:						
1st ward.....	52	151	3	39		
2nd ward.....	20	212	2	25		4
Monroe, city:						
1st ward.....	62	406	3	42		0
2nd ward.....	22	336	1	29		
3rd ward.....	12	397		18	3	1
4th ward.....	39	308	2	34		8
Totals... (5,411)	397	4,619	21	341	7	26
GREEN LAKE CO.—						
Berlin.....	9	101	3	12		
Brooklyn.....	10	200	3	37	4	
Green Lake.....	2	146	3	10		
Kingston.....	13	133	2	54		1
Mackford.....	4	93	3	7		
Manchester.....	3	225	3	1	1	
Marquette.....		117	2	10		
Princeton.....	2	144	1	7		
Seneca.....		84		12	1	
St. Marie.....		83	1	6	2	
Berlin, city:						
1st ward.....	18	120	6	74	10	
2nd ward.....	27	217	3	113		8
3rd ward.....	17	176		50	1	
4th ward.....	3	114	1	26		
5th ward.....	11	136	2	16	1	
Princeton, city:						
1st ward.....	2	203	1	13	2	
2nd ward.....	5	142	1	27		
3rd ward.....		93		12		
Green Lake, vil.....	15	162	2	35	1	1
Markesan, vil.....	23	197	5	84	1	
Totals... (3,737)	164	2,891	42	606	24	10

VOTE FOR GOVERNOR—Continued

Counties, Towns, Cities, Villages and Election Precincts	Welles, Prohibition	Blaine, Republican	Arnold, Socialist	Bentley, Ind. Dem.	Dietrich, Ind. Soc. Lbr.	Scattering
IOWA CO.—						
Arena.....	23	127	1	42	3	
Brigham.....	1	159		5		
Clyde.....	1	42		2		
Dodgeville.....	8	229		10		
Eden.....		51		9		
Highland.....	7	101		4	1	
Linden.....	5	83		6		
Mifflin.....	9	104		8		
Mineral Point.....	5	83		7	1	
Moscow.....		175	3	5		
Pulaski.....	6	110	1	18		
Ridgeway.....	8	115	1	9		
Waldwick.....	3	46		7	1	
Wyoming.....	3	58		6		
Barneveld, vil.....	4	99		4		
Cobb, vil.....	3	31		7		
Highland, vil.....	2	112	1	24		
Hollandale, vil.....		73	6	5		
Linden, vil.....	8	71	1	6		
Livingston, vil.....		2				
Rewey, vil.....	9	22		2		
Ridgeway, vil.....	4	95	1	9	1	
Dodgeville, city.....	62	356	1	66		
Mineral Point, city:						
1st ward.....	25	96		26		
2nd ward.....	25	102		34		
3rd ward.....	1	49		6	1	
4th ward.....	5	49		11		
Totals . . . (3,233)	230	2,640	15	338	10	
IRON CO.—						
Anderson.....		53	2			
Carey.....		25	2	1		
Gurney.....		70	3			
Kimball.....		55	3		1	
Knight.....	7	132	9		1	
Mercer.....	8	135		3		
Montreal.....		87			1	
Oma.....	1	74	4			
Saxon.....		160		6		
Sherman.....		14		1		
Hurley, city:						
1st ward.....	1	151		5		
2nd ward.....		137	2	8		
3rd ward.....	6	276	1	5	2	
4th ward.....		44		1		
5th ward.....	1	44		1		
6th ward.....		51	3	3		
Hamilton, vil.....	3	159	1	2		
Totals . . . (1,765)	27	1,667	30	36	5	
JACKSON CO.—						
Albion.....	5	398	1	7		
Alma.....	1	126		14		
Alma Center.....	20	73		27		
Bear Bluff.....		16		2		
Brockway.....		78	2	3		
City Point.....		68	2	2		
Cleveland.....	1	104				
Curran.....		115		4		
Franklin.....		156		7		
Garden Valley.....	3	85				
Garfield.....		103				
Hixton.....	5	123		2	1	
Irving.....		209		8		
Knapp.....		38		1		
Komensky.....		52			2	
Manchester.....	1	67	2	9	1	
Melrose.....	7	88		8		
Millston.....	1	42	1			
North Bend.....	9	122		4	1	

VOTE FOR GOVERNOR—Continued

Counties, Towns, Cities, Villages and Election Precincts	Welles, Prohibition	Blaine, Republican	Arnold, Socialist	Bentley, Ind. Dem.	Dietrich, Ind. Sec. Lbr.	Scattering
Northfield.....		267	1	1		
Springfield.....		157	2	4	1	
Taylor.....	1	108	1	7		
Black River Falls, city:						
1st ward.....	21	158		24		3
2nd ward.....	9	175		11		
3rd ward.....	6	115	1	6		
4th ward.....	6	135	4	11	1	
Hixton, vil.....	1	62		9	1	
Melrose, vil.....	24	103		20	1	3
Merrillan, vil.....	10	102		23		1
Totals....(3,824)	131	3,446	17	214	9	7
JEFFERSON CO.—						
Aztalan.....	2	164	1	12		
Cold Spring.....	2	40		9		
Concord.....	5	159		9		
Farmington.....		191	2	11	1	
Hebron.....	6	103	3	18		
Ixonia.....	7	251		21		
Jefferson:						
1st prec.....	3	164		25	1	
2nd prec.....	1	62	3	11	1	
Koshkonong.....	9	98		14		
Lake Mills.....	7	225		10		
Milford.....	4	205	2	6		
Oakland.....	6	173	6	23	2	
Palmyra.....	14	87	1	18		
Sullivan.....	12	159	2	19		
Sumner.....	1	111		3		
Waterloo.....	10	100	1	13		
Watertown.....	5	245		16	1	
Ft. Atkinson, city:						
1st ward.....	15	100	1	56		
2nd ward.....	13	125	2	64	4	
3rd ward.....	9	102	2	35	1	
4th ward.....	9	121		27	3	
5th ward.....	1	100	1	14		2
6th ward.....	6	109	1	14	2	
7th ward.....	3	110		18		
8th ward.....	4	105	1	24		
Jefferson, city:						
1st ward.....	10	162	1	61		
2nd ward.....	4	121	1	77	1	
3rd ward.....	8	156		79	1	
4th ward.....	7	99	2	32		
Lake Mills, city:						
1st ward.....	11	99		17		
2nd ward.....	16	100		9		1
3rd ward.....	18	129	1	10	1	2
Watertown, city:						
1st ward.....	9	153	1	31		
2nd ward.....		213	2	27		
3rd ward.....	2	109	1	56	1	
4th ward.....	1	139	3	59	7	
7th ward.....	3	165	9	16		
8th ward.....	11	142		39	1	
9th ward.....	3	150	1	27	1	
10th ward.....	9	188	2	34		
11th ward.....	6	301	3	37	3	
12th ward.....	2	127	1	10		
Johnson Creek, vil.....	2	61		56	1	
Palmyra, vil.....	20	85		45	1	
Sullivan, vil.....	1	92	1	8	2	
Waterloo, vil.....	16	208	5	53	1	
Totals....(8,104)	313	6,413	63	1,273	37	5
JUNEAU CO.—						
Armenia.....		49				
Clearfield.....	1	55		8		
Cutler.....	6	41	1	5		
Finley.....	2	22		5		

VOTE FOR GOVERNOR—Continued

Counties, Towns, Cities, Villages and Election Precincts	Welles, Prohibition	Blaine, Republican	Arnold, Socialist	Bentley, Ind. Dem.	Dietrich, Ind. Soc. Lbr.	Scattering
JUNEAU CO.—Con.						
Fountain.....	2	60		2		
Germantown.....	2	45		2		
Kildare.....	1	68	1	13		
Kingston.....	3	30		4		
Lemonweir.....	3	147	2	19	2	
Lindina.....	7	245		23	2	
Lisbon.....	3	60		1	1	
Lyndon.....		24		15	2	2
Marion.....		50			1	
Necedah.....		65		5		
Orange.....	4	60		3	1	
Plymouth.....	1	108	6	10	1	1
Seven Mile Creek.....	1	54		11	1	
Summit.....		69	1	7		
Wonewoc.....	3	89	2	10		
Camp Douglas, vil.....	4	85	4	12		1
Hustler, vil.....	2	34		2		
Lyndon Station, vil.....	2	69	1	16		
Union Center.....		51		1		
Wonowoc, vil.....	9	157		21	2	
Necedah.....	9	185	6	40	1	
Elroy, city:						
1st ward.....	22	162	9	19		
2nd ward.....		208	9	7		
Mauston, city:						
1st ward.....	13	192	1	39		
2nd ward.....	37	289	1	57		
New Lisbon, city:						
1st ward.....	5	113	2	15	1	
2nd ward.....	4	86		7	1	
Totals.... (3,563)	146	2,972	46	379	16	4
KENOSHA CO.—						
Brighton.....	5	109	1	15		
Bristol.....	21	154	1	23		
Paris.....	4	88		11		
Pleasant Prairie.....	22	323	5	27		
Randall.....	6	123	1	3		
Salem.....	29	245	1	23		
Somers.....	11	333	6	22		
Wheatland.....		141		10		
Kenosha, city:						
1st ward.....	126	760	11	203		3
2nd ward.....	83	590	15	70		2
3rd ward.....	59	671	26	53		4
4th ward.....	18	503	22	24		2
5th ward.....	20	626	31	21		1
6th ward.....	27	506	17	52		
7th ward.....	6	433	28	22		
8th ward.....	20	663	39	20		27
9th ward.....	14	608	48	31		2
Totals.... (8,270)	471	6,876	252	630		41
KEWAUNEE CO.—						
Ahnapee.....	2	226	2	6		
Carlton.....	3	265	3	18		
Casco.....	3	139	4	45	2	
Franklin.....	2	222		34		
Lincoln.....	1	196		14		
Luxembourg.....	5	239	1	7		
Montpelier.....	3	362		13		
Pierce.....	2	157	1	5		2
Red River.....	2	188		9		
West Kewaunee.....	4	215	3	44		1
Algoma, city.....	14	428	2	46	1	
Kewaunee, city.....	10	520	6	121	2	
Casco, vil.....	1	51	1	27		
Luxembourg, vil.....	4	143		6		
Totals.... (3,833)	56	3,351	23	395	5	3

VOTE FOR GOVERNOR—Continued

Counties, Towns, Cities, Villages and Election Precincts	Welles, Prohibition	Blaine, Republican	Arnold, Socialist	Bentley, Ind. Dem.	Dietrich, Ind. Soc. Lbr.	Scattering
LA CROSSE CO.—						
Bangor.....	7	75		6		
Barre.....	1	96		13		
Burns.....	14	46		5		
Campbell.....	9	85	1	19		
Farmington.....	6	129		18	2	
Greenfield.....	1	54		17	1	
Hamilton.....	4	124		4		
Holland.....	19	138		11	1	2
Onalaska.....	18	87		5		
Shelby.....	5	98	3	10		
Washington.....	3	106	1	23		
Onalaska, city:						
1st ward.....	4	23		2		
2nd ward.....	17	68	1	9		
3rd ward.....	9	34		12		
La Crosse, city:						
1st ward.....	21	250	2	91	6	
2nd ward.....	14	163	2	75		
3rd ward.....	4	268	3	86	1	
4th ward.....	70	234	3	89	2	
5th ward.....	9	176	3	55	1	
6th ward.....	78	204	1	92	1	1
7th ward.....	22	280	1	74	2	
8th ward.....	8	379		117	1	
9th ward.....	23	272	2	31	2	
10th ward.....	25	387	2	32	2	
11th ward.....	12	267	2	56	2	
12th ward.....	6	70	1	41		
13th ward.....	25	191	2	76	1	
14th ward.....	90	312	2	121	1	
15th ward.....	5	217	1	77		
16th ward.....	82	191	3	50		
17th ward.....	8	313	2	113	3	
18th ward.....	12	304	2	98	3	
19th ward.....	18	208		43		
20th ward.....	12	259	1	10		
21st ward.....	8	234		64	1	
Bangor, vil.....	36	82	1	36	1	
Rockland, vil.....	10	34				
West Salem, vil.....	50	174	3	12		
Totals....(9,172)	765	6,632	45	1,693	34	3
LAFAYETTE CO.—						
Argyle.....	1	127		4		
Belmont.....	4	81		4		
Benton.....	3	106		3		
Blanchard.....		86		8		
Darlington.....	14	174	1	15		
Elk Grove.....	7	113	1	5		
Fayette.....	4	140	2	34	2	
Gratiot.....	13	121		24		1
Kendall.....	2	67		10	1	
Lamont.....	1	117	6			
Monticello.....	2	52	1	5		
New Diggings.....	14	153	1	12		1
Seymour.....	2	85		35		
Shullsburg.....	1	73		25		
Wayne.....	3	93		5		
White Oak Springs.....	1	24		1	1	
Willow Springs.....	3	100		10		
Viola.....		250		11		
Darlington, city:						
1st ward.....	24	174		60	1	
2nd ward.....	21	174	2	96		
Shullsburg, city:						
1st ward.....	7	80		47		
2nd ward.....	10	82		36		
Argyle, vil.....	11	173	1	18		
Belmont, vil.....	33	78		23		1
Benton, vil.....	14	163		7		

VOTE FOR GOVERNOR—Continued

Counties, Towns, Cities, Villages and Election Precincts	Welles, Prohibition	Blaine, Republican	Arnold, Socialist	Bentley, Ind. Dem.	Dietrich, Ind. Soc. Lbr.	Scattering
LAFAYETTE CO.—Con.						
Blanchardville, vil.	14	123		21		
Gratiot, vil.	4	56		23	4	
South Wayne, vil.	7	61		19		
Totals . . . (3,935)	221	3,126	15	561	9	3
LANGLADE CO.—						
Ackley	2	98	1	10	1	
Ainsworth	1	68		10		
Antigo	14	201	6	32	2	
Elcho	5	92		41		
Elton:						
1st prec.	4	55		9	1	
2nd prec.	4	137	1	21		
Evergreen	5	51	2	9		
Langlade	1	48		10		
Neva	2	183	3	8		
Norwood	2	178		23	1	
Peck	4	99		5		
Polar	3	180		18	1	
Price	6	74	1	3	2	
Rolling	19	166		10		
Summit	4	83		10		
Upham	3	77	1	4		
Vilas	3	31	3	5		
Antigo, city:						
1st ward	29	186	4	93	3	
2nd ward	59	280	8	86		
3rd ward	7	347	4	18	1	
4th ward	9	434	5	38	2	
5th ward	22	221	3	53	1	
6th ward	52	371	3	112	2	
Totals . . . (4,636)	260	3,660	45	654	17	
LINCOLN CO.—						
Birch	4	114		3	1	
Bradley	4	122	4	11	1	
Corning		180	1		1	
Harding		21		1		
Harrison	1	81	1	9		
King	3	26		5		
Merrill	2	173	6	11		
Pine River	15	289	1	7	1	
Rock Falls	1	41	7	13	1	
Russell	6	157	2	19		
Schley		208	1	9	1	
Scott	1	244	2	5		
Skawanaw	1	40	1	6	1	
Somo	4	54	2	8		
Tomahawk	1	42	1	4	1	
Wilson		32		1		
Merrill, city:						
1st ward	1	232		37		
2nd ward	7	131	1	83		
3rd ward	17	193	2	112	1	
4th ward	4	232		33	1	
5th ward	5	163	1	53	1	
6th ward	6	322	1	30	2	
7th ward	14	372	1	96	2	
8th ward	4	178	1	15		
Tomahawk, city:						
1st ward	13	54	1	15		
2nd ward	8	114	1	25		
3rd ward	18	180	1	43	1	
4th ward	19	203	1	50		
Totals . . . (5,117)	159	4,198	40	704	16	
MANITOWOC CO.—						
Cato	5	231	1	35		
Centerville		247		4		
Cooperstown	2	198	2	53	1	

VOTE FOR GOVERNOR—Continued

Counties, Towns, Cities, Villages and Election Precincts	Welles, Prohibition	Blaine, Republican	Arnold, Socialist	Bentley, Ind. Dem.	Dietrich, Ind. Soc. Lbr.	Scattering
Eaton	3	225	3	2		
Franklin	1	160		26	2	
Gibson	2	132	2	4		
Kossuth	2	228	2	6		
Liberty	1	215	3	15		
Manitowoc	4	212	4	16		
Manitowoc Rapids	2	316	7	5		
Maple Grove	3	162	1	23		
Meeme	3	157	5	5		
Mishicot	8	291	2	20		
Newton	4	254		13		
Rockland	4	197	6	8		
Schleswig		141	14	1		
Two Creeks		89	1	6		
Two Rivers		225	2	2		
Kiel, city:						
1st ward	3	104	35	16		
2nd ward		92	34	5		
3rd ward	1	26	25	4		
Manitowoc, city:						
1st ward	2	459	6	55	1	
2nd ward	16	295	3	122	1	
3rd ward, 1st prec.	8	389	19	39	3	
3rd ward, 2nd prec.	4	437	7	34	6	
4th ward, city	20	410	6	142	17	
5th ward	1	528	21	26	1	
6th ward	16	320	8	67	1	
7th ward	9	552	14	44		
Two Rivers, city:						
1st ward	3	295	6	7		
2nd ward	6	143	4	11		
3rd ward	3	346	19	7		
4th ward	1	405	13	33		
5th ward	1	202	2	44		
Reedsville, vil.	1	119	3	9		
Valders, vil.	1	91	1	18		
Totals... (10,324)	140	8,943	281	927	33	
MARATHON CO.—						
Bergen	1	43	1			
Berlin	1	247	5			
Bern	3	61		1		
Bevent		28	1	7	2	
Brighton	8	85	1	1		
Cassel	1	113	1	33	4	
Cleveland	1	145		4		
Day	1	191		6	2	
Easton	1	144		2		
Eau Pleine	4	108		4		
Elderon	7	82		12	1	
Emmet		132		20	1	
Flieth	1	88	4	1		
Frankfort	1	110		1	1	
Franzen	2	40	2	7	1	
Green Valley	1	42	1		2	
Guenther		13				
Halsey		88	3	2		
Hamburg		183	4	2		
Harrison	1	57	1			
Hewitt		75		4		
Holton		108	4	5		
Hull	3	138		4		
Johnson	2	154	11	2		
Knowlton	1	66	1	6		
Kronenwetter		118	2	12		
Maine	4	221	8	5		
Marathon		136	2	12	2	
McMillan		195	4			
Mosinee	1	87	2	7	1	
Norrie	8	127				
Plover	3	57	3	2		
Reid		48	1	6	1	
Rib Falls		192				

VOTE FOR GOVERNOR—Continued


Counties, Towns, Cities, Villages and Election Precincts	Welles, Prohibition	Blaine, Republican	Arnold, Socialist	Bentley, Ind. Dem.	Dietrich, Ind. Soc. Lbr.	Scattering
MARATHON CO.—Con.						
Reithrock.....	1	137	1	4	1	
Ringle.....	2	77	4	6		
Spencer.....	2	98	7	2		
Stettin.....	2	240	1			
Texas.....	2	143	11			
Wausau.....		151	1	8	3	
Weston.....	6	134	6	6	1	
Wien.....		145		1	1	
Colby, city.....		21		3		
Wausau, city:						
1st ward.....	29	673	9	105	2	
2nd ward.....	5	359	7	40	2	
3rd ward.....	29	328	1	49	1	
4th ward.....	50	173	1	106		
5th ward.....	80	513	11	222	3	
6th ward.....	12	487	21	25	4	
7th ward.....	8	784	12	37	9	
8th ward.....	9	552	34	11	5	
9th ward.....	8	374	16	35	1	
Abbotsford, vil.....	4	15	1	2		
Athens, vil.....	3	123	5	11	2	
Brokaw, vil.....		104	1	3		
Edgar, vil.....	7	131		13		
Elderon, vil.....	3	49		14		
Fenwood, vil.....		35				
Hatley, vil.....		48	1	2		
Marathon, vil.....	1	164	5	20	1	
McMillan, vil.....	1	10		4		
Mosinee, vil.....	20	252	2	38	1	
Rothschild, vil.....	3	84	7	8		
Schofield, vil.....	7	168	28	7		
Spencer, vil.....	7	116		19		
Stratford, vil.....	5	199	2	28	1	
Unity.....	2	43		6		
Totals... (12,333)	364	10,652	257	1,004	56	
MARINETTE CO.—						
Amberg.....	13	115	9	6	2	
Athelstane.....	1	89	6	5		
Beaver.....	2	74	1	12		
Dunbar.....	11	47	1	2	1	
Goodman.....	7	111	2	4	1	
Grover.....	16	236	4	13		
Lake.....	4	96	1	14	4	
Middle Inlet.....	2	72	1	18	2	
Niagara.....	2	45				
Pembine.....	6	81	1	8		
Peshigo.....	2	95	2	9		
Porterfield.....	1	113		6		
Pound.....		131	3	9		
Silver Cliff.....		19				
Stephenson.....	3	118	13	14	2	
Wagner.....	1	45	3	5		
Wausaukee.....	11	231	9	31	3	
Marinette, city:						
1st ward, 1st prec.....	3	221	9	4		
1st ward, 2nd prec.....	6	231	11	4		
2nd ward, 1st prec.....	9	159	9	15		
2nd ward, 2nd prec.....	39	273		36	1	
3rd ward, 1st prec.....	63	209	2	72		
3rd ward, 2nd prec.....	17	328	7	15		
4th ward, 1st prec.....	16	258	3	57		
4th ward, 2nd prec.....	13	260	2	20	2	
5th ward, 1st prec.....	36	245	2	82		
5th ward, 2nd prec.....	22	252		22	4	
1st ward.....	4	95	2	3		
2nd ward.....	3	97		7		
3rd ward.....	15	59	4	10		
Coleman, vil.....		68		7		
Crivitz, vil.....	3	56		25		
Niagara, vil.....	10	219	6	15	1	
Pound, vil.....	1	44		7		
Totals... (5,827)	342	4,792	113	557	23	

VOTE FOR GOVERNOR—Continued

Counties, Towns, Cities, Villages and Election Precincts	Welles, Prohibition	Blaine, Republican	Arnold, Socialist	Bentley, Ind. Dem.	Dietrich, Ind. Soc. Lbr.	Scattering
MARQUETTE CO.—						
Buffalo.....	11	100		29		
Crystal Lake.....		78				
Douglas.....	8	90		31	1	
Harris.....	1	107		9		
Mecan.....		108		4	1	
Montello.....	4	95	1	14		
Moundville.....	35	118		6		
Neshkoro.....		48		29		
Newton.....	1	111				
Oxford.....	1	30		4		
Packwaukee.....	10	115	3	37	1	
Shields.....		90	5	12		
Springfield.....	3	89		3		
Westfield.....	4	53		17	1	
Montello, vil.....	16	236	1	72	4	
Neshkoro, vil.....		51		11	1	
Oxford, vil.....	8	49		11		
Westfield, vil.....	25	134	2	31		
Totals.... (2,170)	127	1,702	12	320	9	
MILWAUKEE CO.—						
Cudahy, city:						
1st ward.....	3	150	86	24	2	
2nd ward.....	9	157	130	23	1	
3rd ward.....	1	98	111	13	2	
4th ward.....	1	83	38	7	2	
North Milwaukee, city:						
1st ward.....	10	187	48	18		
2nd ward.....	1	146	73	22		
3rd ward.....	3	53	79	11		
South Milwaukee, city:						
1st ward.....	30	219	61	48	2	
2nd ward.....	13	184	113	61	2	
3rd ward.....	7	185	109	29		
4th ward.....	7	95	19	13	1	
Wauwatosa, city:						
1st ward.....	63	305	38	202	2	
2nd ward.....	40	153	15	71		2
3rd ward.....	60	206	23	86	1	
4th ward.....	21	223	58	51	1	
West Allis, city:						
1st ward, 1st prec.....	10	250	231	30		
1st ward, 2nd prec.....	1	178	188	14	1	
2nd ward.....	20	297	115	30		
3rd ward, 1st prec.....	31	260	64	64	1	
3rd ward, 2nd prec.....	10	184	64	47		
4th ward.....	37	227	194	39		
Franklin, 1st prec.....	4	134	27	2		
Granville:						
1st prec.....	4	174	29	5	1	
2nd prec.....	2	157	38	6		
Greenfield:						
1st prec.....	2	173	88	8	1	
2nd prec.....	8	158	88	26	1	
3rd prec.....	1	92	126	3	1	
Lake:						
1st prec.....	3	150	144	13		
2nd prec.....		136	64	11		
3rd prec.....	1	110	63	28	1	
4th prec.....	1	63	194	6		
5th prec.....		89	52	4		
6th prec.....	1	408	26	36		
7th prec.....	3	90	22	10		
Milwaukee:						
1st prec.....	6	182	146	31	1	
2nd prec.....	1	61	60	2		
Oak Creek, 1st prec.....	1	154	53	21		
Wauwatosa:						
1st prec.....	13	155	67	19		
2nd prec.....	2	129	96	4		
3rd prec.....	4	133	107	5		
4th prec.....	14	253	179	18		

VOTE FOR GOVERNOR—Continued

Counties, Towns, Cities, Villages and Election Precincts	Welles, Prohibition	Blaine, Republican	Arnold, Socialist	Bentley, Ind. Dem.	Dietrich, Ind. Sec. Lbr.	Scattering
MILWAUKEE CO.—Con.						
5th prec.	4	258	9	20		
6th prec.	5	125	4	25	1	
7th prec.	6	232	103	21		
8th prec.	5	54	61	4	1	
9th prec.	4	239	85	31		
Sherwood, vil.	82	656	71	223		
West Milwaukee, vil.	4	216	187	6	1	
Whitefish Bay, vil.	8	194	47	45		
Milwaukee, city:						
1st ward, 1st prec.	7	133	13	119		2
1st ward, 2nd prec.	2	288	35	57		
1st ward, 3rd prec.	36	167	13	136	1	
1st ward, 4th prec.	10	188	33	124		
1st ward, 5th prec.	2	222	25	103		
1st ward, 6th prec.	3	164	38	33		
1st ward, 7th prec.	26	184	21	108		
1st ward, 8th prec.	16	215	41	57		
1st ward, 9th prec.	20	228	43	60	1	
1st ward, 10th prec.	17	193	25	78		
1st ward, 11th prec.	6	206	62	19	1	
2nd ward, 1st prec.	1	154	109	14		
2nd ward, 2nd prec.	2	223	101	17	2	
2nd ward, 3rd prec.	4	258	92	30		
2nd ward, 4th prec.		218	124	22		
2nd ward, 5th prec.	3	305	134	48		
2nd ward, 6th prec.		206	121	22		
2nd ward, 7th prec.	7	221	39	59		
3rd ward, 1st prec.	22	110	7	132		1
3rd ward, 2nd prec.	13	170	12	77		1
3rd ward, 3rd prec.	11	183	42	65		
3rd ward, 4th prec.	2	173	84	27		
3rd ward, 5th prec.	30	167	15	79		
3rd ward, 6th prec.	10	176	25	62	1	
3rd ward, 7th prec.	24	236	26	76		1
3rd ward, 8th prec.	5	355	54	16		
4th ward, 1st prec.	13	187	42	46	3	1
4th ward, 2nd prec.	3	223	42	28	1	
4th ward, 3rd prec.	10	188	22	64		
4th ward, 4th prec.	16	242	26	72		
4th ward, 5th prec.	21	260	24	79		
4th ward, 6th prec.	8	207	52	57	1	
4th ward, 7th prec.	6	225	24	74	1	
4th ward, 8th prec.	3	245	23	61		
5th ward, 1st prec.	5	161	164	16	3	
5th ward, 2nd prec.	8	208	168	20	2	
5th ward, 3rd prec.	5	178	136	35	3	
5th ward, 4th prec.	5	211	102	39	1	
5th ward, 5th prec.	9	222	85	30	1	
5th ward, 6th prec.	3	216	123	17		
5th ward, 7th prec.	2	222	153	18		
6th ward, 1st prec.	2	340	113	53		
6th ward, 2nd prec.	4	233	125	21		
6th ward, 3rd prec.	3	229	105	25		
6th ward, 4th prec.	1	237	197	17		
6th ward, 5th prec.	2	224	123	22	1	
6th ward, 6th prec.	3	256	151	8	1	
6th ward, 7th prec.		191	171	6		
6th ward, 8th prec.	2	151	127	10	1	
7th ward, 1st prec.	8	170	245	16		
7th ward, 2nd prec.	7	234	153	20	1	
7th ward, 3rd prec.	4	175	208	14		
7th ward, 4th prec.	3	212	181	14		
7th ward, 5th prec.	2	177	137	6	2	
7th ward, 6th prec.	3	200	166	11		
7th ward, 7th prec.	1	169	184	11		
7th ward, 8th prec.	2	183	150	5	1	
7th ward, 9th prec.	2	242	169	8		
7th ward, 10th prec.		133	144	5		
8th ward, 1st prec.	3	189	77	34		
8th ward, 2nd prec.	3	203	156	15		
8th ward, 3rd prec.		149	175	14	2	
8th ward, 4th prec.	2	159	92	33	2	



MEMBERS OF ASSEMBLY—1923

(1) James Goodman, (2) James A. Barker, (3) Richard Kamke, (4) Robert Naumann, (5) Fred A. Fredrich, (6) John W. Salter, (7) Henry Ellenbecker, (8) James Pederson, (9) Thos. H. Conway, (10) Michael Laffey.

VOTE FOR GOVERNOR—Continued

Counties, Towns, Cities, Villages and Election Precincts	Welles, Prohibition	Blaine, Republican	Arnold, Socialist	Bentley, Ind. Dem.	Dietrich, Ind. Soc. Lbr.	Scattering
8th ward, 5th prec....	2	197	144	66		
8th ward, 6th prec....	5	185	158	40	1	
8th ward, 7th prec....	2	197	165	61	1	
8th ward, 8th prec....	2	135	117	52		
9th ward, 1st prec....	8	161	211	11		
9th ward, 2nd prec....	5	185	226	10		
9th ward, 3rd prec....	1	159	173	8		
9th ward, 4th prec....	1	243	140	10		
9th ward, 5th prec....	3	205	171	5		
9th ward, 6th prec....	2	162	166	11		
9th ward, 7th prec....	3	154	139	13		
9th ward, 8th prec....	1	261	133	13	2	
10th ward, 1st prec....	4	173	213	8	2	
10th ward, 2nd prec....	1	237	155	10		
10th ward, 3rd prec....	5	211	128	21		
10th ward, 4th prec....	5	178	197	11		
10th ward, 5th prec....	3	159	220	8		
10th ward, 6th prec....	5	150	152	8	2	
11th ward, 1st prec....		112	263	10		
11th ward, 2nd prec....	1	122	231	26	1	
11th ward, 3rd prec....	3	166	190	15		
11th ward, 4th prec....	4	316	94	7		
11th ward, 5th prec....	9	158	213	22		
11th ward, 6th prec....	2	122	299	10		
11th ward, 7th prec....	2	147	291	25		
11th ward, 8th prec....	7	159	186	29	1	
12th ward, 1st prec....	3	169	199	14	1	
12th ward, 2nd prec....	3	137	128	27	1	
12th ward, 3rd prec....		190	67	25		
12th ward, 4th prec....	1	149	77	44	1	
12th ward, 5th prec....	6	162	144	11		
12th ward, 6th prec....	1	103	179	4	1	
12th ward, 7th prec....	1	152	147	37	2	
12th ward, 8th prec....	2	158	148	36	2	
13th ward, 1st prec....	4	225	81	39	2	
13th ward, 2nd prec....		161	206	9		
13th ward, 3rd prec....	7	207	107	32	1	
13th ward, 4th prec....	4	159	97	15	1	
13th ward, 5th prec....	7	226	88	37	1	1
13th ward, 6th prec....	2	183	81	17	3	
13th ward, 7th prec....	4	268	196	21		
13th ward, 8th prec....	2	300	99	44		
13th ward, 9th prec....	4	226	35	32		
13th ward, 10th prec....	5	176	141	18		
14th ward, 1st prec....	2	154	113	47	1	
14th ward, 2nd prec....	1	157	121	29		
14th ward, 3rd prec....	1	161	136	53	1	
14th ward, 4th prec....	2	159	234	33		
14th ward, 5th prec....	3	141	177	42	1	
15th ward, 1st prec....	9	233	109	27	1	
15th ward, 2nd prec....	11	251	83	34		
15th ward, 3rd prec....	13	252	41	39		
15th ward, 4th prec....	8	264	51	65		
15th ward, 5th prec....	10	314	53	59	1	2
15th ward, 6th prec....	15	284	98	36	2	
15th ward, 7th prec....	19	226	52	46		
15th ward, 8th prec....	9	280	44	24	2	
15th ward, 9th prec....	27	228	26	80	1	
16th ward, 1st prec....	28	257	26	95		
16th ward, 2nd prec....	17	169	24	70		
16th ward, 3rd prec....	16	210	17	81	1	
16th ward, 4th prec....	16	212	7	63		
16th ward, 5th prec....	9	224	47	88		
16th ward, 7th prec....	5	224	36	35		
16th ward, 7th prec....	3	251	67	24		
16th ward, 8th prec....	11	348	83	33		
17th ward, 1st prec....	5	163	178	13	1	
17th ward, 2nd prec....	6	248	134	27	1	
17th ward, 3rd prec....	4	136	167	7	1	
17th ward, 4th prec....	1	116	134	23	1	
17th ward, 5th prec....	9	295	111	27		
17th ward, 6th prec....	16	230	107	40		
17th ward, 7th prec....	9	204	136	28		
17th ward, 8th prec....	16	247	153	18	1	

VOTE FOR GOVERNOR—Continued

Counties, Towns, Cities, Villages and Election Precincts	Welles, Prohibition	Blaine, Republican	Arnold, Socialist	Bentley, Ind. Dem.	Dietrich, Ind. Soc. Lbr.	Scattering
MILWAUKEE CO.—Con.						
Milwaukee, city—con.						
17th ward, 9th prec...	3	175	320	13		
17th ward, 10th prec...	12	272	70	60		
18th ward, 1st prec...	47	263	17	189	1	
18th ward, 2nd prec...	23	324	54	70		
18th ward, 3rd prec...	23	204	8	128		1
18th ward, 4th prec...	23	233	13	107		
18th ward, 5th prec...	31	282	21	84		
18th ward, 6th prec...	13	236	52	61	2	
18th ward, 7th prec...	22	155	18	156	3	
18th ward, 8th prec...	18	217	22	85	1	
18th ward, 9th prec...	24	204	12	126		
18th ward, 10th prec...	16	224	15	129		
18th ward, 11th prec...	16	178	18	108		
18th ward, 12th prec...	1	272	60	38	2	
18th ward, 13th prec...	12	262	37	61	2	
19th ward, 1st prec...	5	193	195	15		
19th ward, 2nd prec...	2	211	123	19		
19th ward, 3rd prec...	9	285	92	51	1	
19th ward, 4th prec...	7	307	93	33	4	
19th ward, 5th prec...	7	273	78	34	1	
19th ward, 6th prec...	19	295	69	43		
19th ward, 7th prec...	13	381	72	73		
19th ward, 8th prec...	2	179	180	5	2	
19th ward, 9th prec...	6	259	183	16		
19th ward, 10th prec...	14	258	107	44		
19th ward, 11th prec...	8	276	62	28	3	
20th ward, 1st prec...	2	164	197	19		
20th ward, 2nd prec...	2	164	195	9	1	
20th ward, 3rd prec...	4	180	216	9		
20th ward, 4th prec...	1	190	190	13		
20th ward, 5th prec...	3	207	228	6		1
20th ward, 6th prec...	3	190	215	3	3	
20th ward, 7th prec...	5	236	199	23	1	1
20th ward, 8th prec...		176	221	10		
20th ward, 9th prec...		173	178	9	2	
20th ward, 10th prec...	4	209	201	12	1	
20th ward, 11th prec...	1	221	175	13		
20th ward, 12th prec...	11	235	167	23	2	
20th ward, 13th prec...	10	449	144	55	3	
21st ward, 1st prec...		146	160	29		
21st ward, 2nd prec...	4	169	226	9	1	
21st ward, 3rd prec...	2	139	163	13		
21st ward, 4th prec...	2	144	145	4		
21st ward, 5th prec...	3	213	151	19	1	
21st ward, 6th prec...	3	248	155	31		
21st ward, 7th prec...	3	210	209	5		
21st ward, 8th prec...	1	180	101	24	2	
21st ward, 9th prec...	2	185	199	7		
21st ward, 10th prec...		194	177	9		
21st ward, 11th prec...	3	200	160	22		
22nd ward, 1st prec...	3	157	160	12	3	
22nd ward, 2nd prec...	4	124	169	8	1	
22nd ward, 3rd prec...	2	206	192	8		1
22nd ward, 4th prec...	5	220	139	8		
22nd ward, 5th prec...	14	358	65	19		
22nd ward, 6th prec...	9	259	72	42		
22nd ward, 7th prec...	9	239	72	35		
22nd ward, 8th prec...		209	174	16		
22nd ward, 9th prec...	7	201	187	14		
22nd ward, 10th prec...	8	237	130	41		
22nd ward, 11th prec...	5	263	111	14		
22nd ward, 12th prec...	9	265	76	39	1	
22nd ward, 13th prec...	14	257	71	34		
22nd ward, 14th prec...	8	312	75	33		
22nd ward, 15th prec...	20	416	75	55		
23rd ward, 1st prec...	4	232	100	71		
23rd ward, 2nd prec...	6	209	115	33	1	
23rd ward, 3rd prec...	5	123	99	29	1	
23rd ward, 4th prec...	6	145	132	7		
23rd ward, 5th prec...	5	163	161	5		
23rd ward, 6th prec...	7	220	99	16		
23rd ward, 7th prec...	10	160	90	15		

VOTE FOR GOVERNOR—Continued

Counties, Towns, Cities, Villages and Election Precincts	Welles, Prohibition	Blaine, Republican	Arnold, Socialist	Bentley, Ind. Dem.	Dietrich, Ind. Soc. Lbr.	Scattering
23rd ward, 8th prec...	17	245	111	39		
23rd ward, 9th prec...	8	303	72	42		
23rd ward, 10th prec...	22	293	91	47	1	
23rd ward, 11th prec...	5	151	99	14		
23rd ward, 12th prec...	5	144	130	11		
23rd ward, 13th prec...	8	172	154	11	1	
24th ward, 1st prec...	1	155	109	35	2	
24th ward, 2nd prec...		129	146	19		
24th ward, 3rd prec...	2	172	244	14		
24th ward, 4th prec...	3	200	145	19	1	
24th ward, 5th prec...	2	167	182	8		
24th ward, 6th prec...	5	138	149	21		
24th ward, 7th prec...	1	134	158	17		
24th ward, 8th prec...	4	157	191	3		
25th ward, 1st prec...	1	168	201	6	1	
25th ward, 2nd prec...	4	230	247	17	7	
25th ward, 3rd prec...	2	157	200	6		
25th ward, 4th prec...	2	209	218	13		
25th ward, 5th prec...	2	157	187	9		
25th ward, 6th prec...	3	199	197	14	2	
25th ward, 7th prec...	1	183	219	12		
25th ward, 8th prec...	5	159	159	10		
25th ward, 9th prec...		148	141	6		
25th ward, 10th prec...	5	160	228	2		
25th ward, 11th prec...	3	156	185	7		
25th ward, 12th prec...	1	157	197	6		
Totals . . . (102,356)	2,178	57,310	33,103	9,582	168	15
MONROE CO.—						
Adrian	2	33		1		
Angelo	2	40				
Byron	1	200	14	2		
Clifton		127		2		
Glendale	10	65		4		
Grant	1	32	3	1		
Greenfield	1	58		2		1
Jefferson	3	157	1			1
Lafayette	4	19		1	1	
La Grange		50		3		
Leon	3	78		2		
Lincoln	9	119	2	3		
Little Falls	1	53		5		
New Lynne	2	15	2	4		
Oakdale		85	3	2	1	
Portland	1	131		2	1	
Ridgeville	3	96	1	4		
Scott		29		1		
Sheldon		99				
Sparta	4	88		7		
Tomah	5	60				
Wellington	1	68		1		
Wells		38				
Wilton	2	89		9		
Sparta, city:						
1st ward	24	72		18		
2nd ward	28	119		19		
3rd ward	27	99		24		
4th ward	11	118		15	3	
Tomah, city:						
1st ward	15	129		14	1	
2nd ward	18	170		20	2	
3rd ward	4	199		4		
4th ward	23	130		5		
Cashton, vil.	7	91		11		
Kendall, vil.	7	108		7		
Norwalk, vil.	3	18		5		
Ontario, vil.	3	44	1	3		
Wilton, vil.						
Totals (3,602)	225	3,129	27	210	9	2
OCONTO CO.—						
Abrams	11	152		9		
Armstrong		69	3	1		
Bagley	4	18		1		

VOTE FOR GOVERNOR—Continued

Counties, Towns, Cities, Villages and Election Precincts	Welles, Prohibition	Blaine, Republican	Arnold, Socialist	Bentley, Ind. Dem.	Dietrich, Ind. Soc. Lbr.	Scattering
OCOONTO CO.—Con.						
Brazeau.....	3	96	3	7		
Breed.....	2	55	1			
Chase.....	2	155		8		
Doty.....		31	1			
Gillett.....	6	142		9		
Howe.....	3	130	1	12		
Lena.....	1	78		5		
Little River.....	5	174	1	7		
Little Suamico.....	4	100	1	17		
Maple Valley.....	22	115	4	9	1	
Morgan.....		156	1	2		
Oconto.....	4	209	2	30		
Oconto Falls.....	12	114	4	12		
Pensaukee:						
1st prec.....	2	100				
2nd prec.....	3	61	3			
Riverview.....		24		2		
Spruce.....	2	190	1	1		
Stiles.....	5	98		22		
Townsend.....	1	84		17		
Underhill.....	1	103	1	1		
Wheeler.....	2	72	2	2		
Oconto, city:						
1st ward.....	4	158		11		
2nd ward.....	2	147		6		
3rd ward.....	3	144		3		
4th ward.....		121		35		
5th ward.....	8	120		35		
6th ward.....	7	124		16		
7th ward.....	11	144	1	25		
8th ward.....	20	92		36	2	1
9th ward.....	3	152		5		
10th ward.....	1	83		22		
Oconto Falls, city:						
1st ward.....	2	81		8		
2nd ward.....	10	88	1	26		3
3rd ward.....	7	139		27	2	
Gillett, vil.....	18	167		18		
Lena, vil.....		63		37	1	
Suring, vil.....	5	56	1	10		
Totals..... (5,137)	196	4,405	32	494	6	4
ONEIDA CO.—						
Cassian.....		109		10	1	
Crescent.....		71	3	4		
Enterprise.....	1	39	5	2		
Hazelhurst.....	1	37	2	7		
Little Rice.....		27	1	7		
Lynne.....	2	28	2	4		
Minocqua.....	3	208	1	44	7	
Monico.....	1	97		13	2	
Newbold.....	3	52	7	4	3	
Pelican.....	5	161	3	4		
Piehl.....	3	32		4		
Pine Lake.....	3	71	2	10	1	
Schoepke.....	4	109	5	19	2	
Stella.....	1	24		4		
Sugar Camp.....	2	87		7	2	
Three Lakes.....	9	187	1	34	1	
Tomahawk Lake.....	1	45	1	3	1	
Woodboro.....		20	1	4		
Woodruff.....	1	86	3	11		
Rhineland, city:						
1st ward.....	4	236	6	19	1	
2nd ward.....	2	273	4	11		
3rd ward.....	6	315	7	34	2	
4th ward.....	33	141	4	123	1	
5th ward.....	31	209	24	101	2	
6th ward.....	23	394	25	60	1	
Totals..... (3,874)	139	3,058	107	543	27	

VOTE FOR GOVERNOR—Continued

Counties, Towns, Cities, Villages and Election Precincts	Welles, Prohibition	Blaine, Republican	Arnold, Socialist	Bentley, Ind. Dem.	Dietrich, Ind. Soc. Lbr.	Scattering
OUTAGAMIE CO.—						
Black Creek	5	174	1	4		
Bovina	3	70	1	4		
Buchanan		151	2	9		
Center		324	3	5		
Cicero	2	233		3	1	
Dale	5	134	2	23	1	
Deer Creek	5	80		6		
Ellington	21	150	1	16	1	
Freedom	2	241		15		
Grand Chute	13	382	2	30		
Greenville	1	215	2	19	1	
Hortonia	4	78		2		
Kaukauna	1	74	1	19		
Liberty		60		2		
Maine	2	78		6		
Maple Creek		55				
Oncida	5	129	3	28	1	
Osborn	1	133		11	2	
Seymour	11	132		9	1	
Vandenbroek	1	85		3		
Appleton, city:						
1st ward, 1st prec.	95	352	6	168	3	
1st ward, 2nd prec.	70	357		159	1	
2nd ward, 1st prec.	62	275	1	106	1	
2nd ward, 2nd prec.	14	410	1	38		
3rd ward, 1st prec.	6	576	4	134	2	
3rd ward 2nd prec.	3	413	2	41		
4th ward, 1st prec.	1	172	2	4		
4th ward, 2nd prec.	9	340		37		
5th ward, 1st prec.	6	360	2	19		
5th ward, 2nd prec.	6	496	2	13		
6th ward, 1st prec.	14	345	6	34		
6th ward, 2nd prec.	12	462		40		
Kaukauna, city:						
1st ward, 1st prec.	13	414	1	37		
2nd ward, 2nd prec.	24	349		102		
3rd ward, 3rd prec.	2	588	7	12	2	
4th ward, 4th prec.	5	416	2	25		
New London, city:						
3rd ward	4	145		13		
Seymour, city:						
1st ward	17	147		46	1	
2nd ward	12	138		29		
Bear Creek, vil.	2	38		14		
Black Creek, vil.	16	97	8	8	1	
Combined Locks, vil.	1	93	2	8		
Hortonville, vil.	15	159	1	42	1	
Kimberly, vil.	1	339	6	21		
Little Chute, vil.		379	1	38	1	
Shiocton, vil.	4	72		25		
Totals. (12,926)	496	10,910	72	1,427	21	
OZAUKEE CO.—						
Belgium	4	215		57		
Cedarburg	1	185	2	13		
Fredonia		297	3	14	1	
Grafton	1	145	3	9	2	
Mequon	3	341	15	13	2	
Port Washington	2	207	6	14		
Saukville	2	159	2	9	1	
Cedarburg, city:						
1st ward	4	139	1	23	2	
2nd ward		93	5	1	1	
3rd ward	3	95		21	1	
Port Washington, city:						
1st ward	2	214	3	52	3	
2nd ward	6	94	1	65		
3rd ward	1	115	3	41		
4th ward	8	252	5	59	2	

VOTE FOR GOVERNOR—Continued

Counties, Towns, Cities, Villages and Election Precincts	Welles, Prohibition	Blaine, Republican	Arnold, Socialist	Bentley, Ind. Dem.	Dietrich, Ind. Soc. Lbr.	Scattering
OZAUKEE CO.—Con.						
Fredonia, vil.	1	57	3	16	2	
Grafton, vil.	2	161	10	23		
Saukville, vil.	1	96	1	10		
Thiensville, vil.		80	2	11		
Totals (3,518)	41	2,945	65	451	16	
PEPIN CO.—						
Albany	2	75		4	1	
Durand	1	37	1	2	1	
Frankfort	7	77	5	4	1	
Lima	1	59		6	2	
Pepin	7	102	1	4		
Stockholm	2	41				
Waterville	15	145	8	23		1
Waubeek	2	26		4		
Durand, city:						
1st ward	25	105	3	35	4	
2nd ward	60	145	3	43	6	
Pepin, vil.	7	88		23	3	
Stockholm, vil.	3	27		3		
Totals (1,250)	132	927	21	151	18	1
PIERCE CO.—						
Clifton	4	55				
Diamond Bluff	2	62		2		
Ellsworth	7	86		1		1
El Paso	2	46				
Gilman	6	77		1		
Hartland	1	75		1		
Isabelle	2	21				
Maiden Rock	2	49				
Martell	2	180	1	3		
Oak Grove		54	2			
River Falls	7	102		1		
Rock Elm	3	61		2		3
Salem		46	1	6		
Spring Lake	5	63	2	2		
Trenton	1	53	1			
Trimbelle	1	85		2		
Union	3	75	14	2		
Prescott, city:						
1st ward	5	34	1	9		
2nd ward	8	17		13		
3rd ward	24	9		21		
River Falls, city:						
2nd El. Dist.	97	193		107		
Bay City, vil.	2	28		3		
Ellsworth, vil.	17	119	1	17	1	1
Elmwood, vil.	17	59	1	2		
Maiden Rock, vil.	7	31		2		
Plum City, vil.	4	37	8	6		
Spring Valley, vil.	7	38		27	1	1
Totals (2,258)	234	1,755	32	228	2	7
POLK CO.—						
Alden	10	229		5	1	
Apple River	3	117	1	1	1	1
Balsam Lake	1	166		2	1	
Beaver	6	78		1	1	
Black Brook	3	121		3	1	6
Bone Lake	4	101			1	
Clam Falls	3	69		5	2	
Clayton	2	134	1	1		
Clear Lake	6	131		4	1	
Eureka	17	154	4	3	2	
Farmington	2	175	1		1	
Garfield	8	152		2	1	
Georgetown	6	57	1	2		2
Johnstown	1	38	2	1		
Laketown	4	149	2			1

VOTE FOR GOVERNOR—Continued

Counties, Towns, Cities, Villages and Election Precincts	Welles, Prohibition	Blaine, Republican	Arnold, Socialist	Bentley, Ind. Dem.	Dietrich, Ind. Soc. Lbr.	Scattering
Lincoln	5	137	1	3		
Loran	6	46		3		
Luck	1	95	4	1		
McKinley	8	54	2	2		
Milltown	5	134	3	1	3	
Osceola	8	154		1		
St. Croix Falls	4	114	1	8		
Sterling	3	91				
West Sweden	6	132	5	1		
Amery, city	13	211		14		
Balsam Lake, vil.	14	78		6	1	
Centuria, vil.	12	88		2	1	
Clayton, vil.	5	50		6		
Clear Lake, vil.	19	105		9	1	1
Dresser Jct., vil.	4	75		1		
Frederic, vil.	15	90	3	8	3	
Luck, vil.	7	74		10		4
Milltown, vil.	2	93		3	1	2
Osceola, vil.	24	131	3	9	2	
St. Croix Falls, vil.	38	127	1	25	8	
Totals (4,451)	275	3,950	35	143	31	17
PORTAGE CO.—						
Alban		107		60	3	
Almond	3	86		23		
Amherst		220	1	30	2	
Belmont	7	93		14		
Buena Vista	4	109		39	2	
Carson		118		41	1	
Dewey	1	15		51	3	
Eau Claire	1	109	3	21		
Grant		71	2	7		
Hull	1	50	2	55	2	
Lanark	12	101	1	7		
Linwood		91	5	7		
New Hope		201		24	2	
Pine Grove	3	72	2	9		
Plover	7	226	2	20		1
Sharon	1	19		159	6	
Stockton	2	113	2	188	3	
Stevens Point, city:						
1st ward	5	235		89	1	
2nd ward	24	473	3	88	2	
3rd ward	29	442		95	2	5
4th ward	6	351	2	170	5	
5th ward	8	442	3	17	1	
6th ward	2	268	1	1		
Almond, vil.	10	94	1	17		
Amherst, vil.	6	152		19		1
Amherst Junction, vil.	2	62		6		
Junction City, vil.		53		2		
Nelsonville, vil.	11	62		2		
Plover, vil.	1	47		2		
Rosholt	1	83	6	13		
Totals (6,073)	147	4,565	36	1,283	35	7
PRICE CO.—						
Catawba	1	43	1			
Eisenstein		76	2			1
Elk	2	52	7	2		
Emery	1	65		2		
Fifield	4	68		10		1
Flambeau	1	87	3	2		
Georgetown	1	29	1		1	
Hackett	3	38		4	1	
Harmony	1	34	3	4		
Hill	4	56	2			
Kenan	2	55	1			
Knox	2	59	3	1		
Lake	4	102	2	4	2	
Ogema	5	129	1	2	1	
Prentice	6	74		8		1

VOTE FOR GOVERNOR—Continued

Counties, Towns, Cities, Villages and Election Precincts	Welles, Prohibition	Blaine, Republican	Arnold, Socialist	Bentley, Ind. Dem.	Dietrich, Ind. Soc. Lbr.	Scattering
PRICE CO.—Con.						
Spirit.....	2	81	2			
Worcester.....	3	106	1	3		
Park Falls, city:				6	1	
1st ward.....	4	64		11		
2nd ward.....	2	62		6		
3rd ward.....	2	104	1	6	1	
4th ward.....	2	62	1	4		
Phillips, city:						
1st ward.....	8	103	3	6		
2nd ward.....	7	70	1	25		
3rd ward.....	1	81	2	5		
Catawba, vil.....	1	35		1		
Kennan, vil.....		61		3		
Prentice, vil.....	12	78		17		
Totals..... (2,138)	81	1,874	38	134	8	3
RACINE CO.—						
Burlington.....	17	177	2	26		
Caledonia.....	17	468	8	45	10	
Dover.....	9	179		37	4	
Mt. Pleasant.....	32	520	9	29	1	
Norway.....	1	160	4	4		
Raymond.....	12	224	8	30		
Rochester.....	8	70	1	11		
Waterford.....	27	125	5	8	1	
Yorkville.....	22	181	1	14	1	
Burlington, city:						
1st ward.....	2	113	5	11	3	
2nd ward.....	25	246	2	46	3	
3rd ward.....	19	206	2	40		
4th ward.....	20	205	2	37		
Racine, city						
1st ward.....	10	250	8	36	1	
2nd ward.....	76	387	4	251	5	2
No. 3rd ward.....	63	458	1	91	3	
So. 3rd ward.....	27	601	12	125	16	
Ea. 4th ward.....	8	433	9	29	2	
W. 4th ward.....	3	601	17	48	7	
5th ward.....	20	504	22	33	1	
6th ward.....	16	390	19	50		
7th ward.....	14	1,000	27	59	6	
8th ward.....	64	869	28	65	3	
9th ward.....	39	647	48	56	8	
10th ward.....	19	735	18	43		
11th ward.....	49	782	29	84	2	
12th ward.....	52	1,022	22	87	10	
13th ward.....	30	774	18	39	2	
14th ward.....	23	586	22	94	2	
15th ward.....	3	805	58	19		
Corliss, vil.....		112	4	6		
Rochester, vil.....	34	42	1	21		
Union Grove, vil.....	42	213		23		1
Waterford, vil.....	17	134	4	11	1	
Totals..... (17,162)	820	14,219	420	1,608	92	3
RICHLAND CO.—						
Akan.....	6	108	1	8		
Bloom.....	26	90	5	13		
Buena Vista.....	26	117		32		1
Cazenovia, vil.....	4	64		13		
Dayton.....	10	130	3	13		1
Eagle.....	2	52		6		
Forest.....	5	77		6		
Henrietta.....	29	146	6	13		1
Ithica.....	4	164	1	13		
Lone Rock, vil.....	12	58		11		1
Marshall.....	8	78		13		4
Orion.....	6	107		15		
Richwood.....	16	125		24		1
Rockbridge.....	21	115	11			
Richland.....	18	163	2	12		1

VOTE FOR GOVERNOR—Continued

Counties, Towns, Cities, Villages and Election Precincts	Welles, Prohibition	Blaine, Republican	Arnold, Socialist	Bentley, Ind. Dem.	Dietrich, Ind. Soc. Lbr.	Scattering
Sylvan.....	20	93	1	11		
Viola, vil.....	10	57	2	12		3
Westford.....	4	42		4		
Willow.....	4	102	2	11		
Richland Center, city:						
1st ward.....	43	151	1	66		
2nd ward.....	22	196		71		
3rd ward.....	54	198	1	131		1
Totals..... (3,332)	350	2,433	37	498		14
ROCK CO.—						
Avon.....		58		5		
Beloit.....	11	49	4	8		
Bradford.....	5	37	1	5		
Center.....	6	44		2		
Clinton.....	8	54		6		
Fulton.....	6	94		12		
Harmony.....	18	46		2		
Janesville.....	16	46		12		
Johnstown.....	25	23		10		
La Prairie.....	11	18		4		
Lima.....	21	46	1	10		
Magnolia.....	14	83		5	1	
Milton.....	41	150	1	35		
Newark.....		28	2	1		
Plymouth.....	6	76		7		
Porter.....	10	47		9		
Rock.....	3	62		6		
Spring Valley.....	8	92		4		
Turtle.....	11	47	1	3		
Union.....	7	84		8		
Beloit, city:						
1st ward.....	17	110		10	1	
2nd ward.....	44	124	2	38	2	
3rd ward.....	16	129	2	19		
4th ward.....	15	125	2	12		
5th ward.....	14	116	5	19		
6th ward.....	9	175	5	13	1	
7th ward.....	11	163	3	3		
8th ward.....	15	155	2	7		
9th ward.....	5	193		8		
Edgerton, city.....	88	369		48		
Evansville, city.....	126	289	4	31		
Janesville, city:						
1st ward, 1st prec.....	37	236	4	24	2	
1st ward, 2nd prec.....	60	272		29	3	
2nd ward, 1st prec.....	23	142	1	20		
2nd ward, 2nd prec.....	51	245		49	2	
3rd ward.....	95	166	1	82	3	
4th ward, 1st prec.....	24	355	2	32	2	
4th ward, 2nd prec.....	26	323		14		
5th ward.....	13	260		19	2	
6th ward.....	98	193	1	107		
7th ward.....	46	193	1	30	3	
Clinton, vil.....	32	94		20		
Footville, vil.....	20	52	1	8		
Milton, vil.....	94	103		24	1	
Orfordville, vil.....	6	113		6		
Totals..... (7,936)	1,212	5,879	46	826	23	
RUSK CO.—						
Atlanta.....		98	4	2		
Big Bend.....	6	57	1	4		
Big Falls.....	1	29				
Cedar Rapids.....		19	1			
Dewey.....		41		1		
Flambeau.....	10	89	3	8	1	
Grant.....	5	104	3	5		
Grow.....	3	52	4	3		
Hawkins.....	1	27	2	1	1	
Hubbard.....		28		1		
Lawrence.....	2	23		1		

VOTE FOR GOVERNOR—Continued

Counties, Towns, Cities, Villages and Election Precincts	Welles, Prohibition	Blaine, Republican	Arnold, Socialist	Bentley, Ind. Dem.	Dietrich, Ind. Soc. Lbr.	Scattering
RUSK CO.—Con.						
Marshall.....	5	84	10	3	1	
Murray.....	1	49		1		
Richland.....	2	29				
Rusk.....	1	41		1		
South Forks.....	2	22		1		
Strickland.....	4	30	1	3		
Stubbs.....	1	105	1	3		
Thornapple.....	3	69	3	3		
True.....	5	60		1		
Washington.....	8	28	2			
Willard.....	7	37	4			
Wilson.....	1	16		2		
Ladysmith, city:						
1st ward.....	4	73		13		
2nd ward.....	14	109	1	23	2	
3rd ward.....	10	66		18	1	
4th ward.....	3	90		4	1	
5th ward.....	30	159	4	39		
6th ward.....	2	88	2	3		
Bruce, vil.....	19	49		19		
Conrath, vil.....	1	19	2	7	1	
Glen Flora, vil.....	3	38	2	2		
Ingram, vil.....	3	33		6	1	
Sheldon, vil.....	1	26		2		
Tony, vil.....	3	24		4		
Weyerhauser, vil.....	7	72		8		
Hawkins, vil.....	3	47	3	9		
Totals..... (2,464)	171	2,030	53	201	9	
ST. CROIX CO.—						
Baldwin.....	1	87		3		
Cady.....	6	80	8	5		
Cylon.....	6	101		3		
Eau Galle.....	3	56	1	4	1	
Emerald.....		104	1	1		
Erin Prairie.....		102				
Forest.....	1	116	3			
Glenwood.....	3	98	1	1		
Hammond.....	8	64		1		
Hudson.....	16	34		10		
Kinnickinnie.....	7	66	2	1		
Pleasant Valley.....		33				
Richmond.....	10	66		6		
Rush River.....		52				
Somerset.....		64		2		
Springfield.....		91	1	5		
Stanton.....	2	86		15		
Star Prairie.....	9	105		5		1
St. Joseph.....	2	110		2	1	
Troy.....	13	37		2		
Warren.....	62	82	1	6		
Glenwood, city:						
1st ward.....	3	27		4		
2nd ward.....	3	23				
3rd ward.....	22	29	1	4		
Hudson, city:						
1st ward.....	4	74	3	1		
2nd ward.....	67	189	6	44		
3rd ward.....	31	344	3	22		
New Richmond:						
1st ward.....	28	119	42	1		
2nd ward.....	36	176	2	39	2	
3rd ward.....	10	117		3		
River Falls, city:						
1st ward.....	3	15		3	1	
Baldwin, vil.....	17	79	1	23		
Deer Park, vil.....	9	59		5		
Hammond, vil.....	19	44		4		
North Hudson, vil.....	2	212	1			1
Somerset, vil.....	3	46		5		

VOTE FOR GOVERNOR—Continued

Counties, Towns, Cities, Villages and Election Precincts	Welles, Prohibition	Blaine, Republican	Arnold, Socialist	Bentley, Ind. Dem.	Dietrich, Ind. Soc. Lbr.	Scattering
Star Prairie, vil.	3	41		6	1	
Wilson, vil.	10	28		2		
Woodville, vil.	5	51	1	9		1
Totals..... (4,062)	424	3,307	78	244	6	3
SAUK CO.—						
Baraboo.....	25	158	10	8		
Bear Creek.....	2	83	1	7		
Dellona.....	1	49	5	10	1	
Delton.....	15	53	3	12		
Excelsior.....	10	104		3		
Fairfield.....	11	41		2		
Franklin.....	1	101				
Freedom.....	2	80	2			
Greenfield.....	4	54		1		
Honey Creek.....	3	87		2		
Ironton.....	8	67		4		
La Valle.....	15	113		5		
Merrimack.....	3	60		1		
Prairie du Sac.....	1	31	1	3		
Reedsburg.....	12	94		7		
Spring Green.....	2	36		5		
Sumpter.....	4	67		8		
Troy.....	3	114		2		
Washington.....	3	154	1	7		
Westfield.....	2	152				
Winfield.....	2	37	4			
Woodland.....	9	42	1	5		
Baraboo, city:						
1st ward.....	60	222	3	43		
2nd ward.....	34	355	3	54	1	
3rd ward.....	5	188		8	1	
Reedsburg, city:						
1st ward.....	32	178	20	23		
2nd ward.....	59	200		38	1	
Ableman, vil.....	4	104	1	2		
Ironton, vil.....	4	25		2		
La Valle, vil.....	9	60		23		
Lime Ridge, vil.....	9	15		4		
Loganville, vil.....	1	68		8		
Merrimack, vil.....	4	50		7		
North Freedom, vil.....	6	46				
Plain, vil.....		79				
Prairie du Sac, vil.....	14	160	1	15		
Sauk City, vil.....	4	194	4	5		
Spring Green, vil.....	28	75		14		
Totals..... (4,613)	411	3,796	60	342	4	
SAWYER CO.—						
Bass Lake.....		47		4		
Couderay.....	1	39	1			
Draper.....	4	62	8	4	1	
Edgewater.....		21	1	1		
Fishtrap.....	2	9		7		
Hayward.....	10	147	2	3		
Hunter.....		32		6		
Lenroot.....	3	104		4		
Meadowbrook.....	4	51		1	1	
Meteor.....	2	22		1		
Ojibwa.....	2	45		1		
Radisson.....	6	70		9	1	
Round Lake.....	3	89		9		
Sand Lake.....	16	103	2	13		
Spider Lake.....		33		3		
Weigor.....	8	31	1	2	2	
Winter.....	13	126	8	18	1	
Hayward, city:						
1st ward.....	12	110		25	1	
2nd ward.....	2	97		14		
3rd ward.....	3	104		4		
Exeland, vil.....	9	30		5		
Couderay, vil.....	3	44	1	5		
Totals..... (1,682)	103	1,416	25	130	8	

VOTE FOR GOVERNOR—Continued

Counties, Towns, Cities, Villages and Election Precincts	Welles,	Blaine,	Arnold,	Bentley.	Dietrich, Ind.	Scattering
	Prohibition	Republican	Socialist	Ind. Dem.	Soc. Lbr.	
SHAWANO CO.—						
Almon.....	2	145	3			
Angelica.....	2	66	1	14	3	
Aniwa.....		72	1	1		
Bartelme.....		35	1	1		1
Belle Plaine.....	1	255	2	9		
Biramwood.....	2	76	6			
Fairbanks.....	1	135	2			
Germania.....	1	68				
Grant.....		183				
Green Valley.....	1	171	1	5		
Hartland.....		153				
Herman.....	2	177	1	2	1	
Hutchins.....	3	56		2		3
Lesser.....	1	146		2		
Maple Grove.....	5	58	1	29	3	
Morris.....		127	1	1		2
Navarino.....	1	94	8	1		
Pella.....	2	153	2	1		
Red Springs.....		95	2	8	1	
Richmond.....	2	243				
Seneca.....		82	1	2		
Washington.....	2	182	1			
Waukechon.....		196		5		
Wescott.....	1	71		5		
Wittenberg.....	4	163	6	4		
Shawano, city:						
1st ward.....	12	256	3	47	1	
2nd ward.....	11	128	1	43	2	
3rd ward.....	15	265		77	1	5
Aniwa, vil.....	5	33		1		
Biramwood, vil.....	12	81	3	23	1	1
Bonduel, vil.....		148		1		
Cecil, vil.....		84	1	5		
Eland, vil.....	1	79		2		
Gresham, vil.....		101		1		
Keshena, vil.....	5	29		3		
Mattoon, vil.....	5	71		9		2
Neopit, vil.....		64		16		
Tigerton, vil.....	4	139		4		1
Wittenberg, vil.....	7	193	8	13		
Totals..... (5,402)	110	4,873	56	336	12	15
SHEBOYGAN CO.—						
Greenbush.....	10	92	1	21		
Herman.....	5	230	36	11	1	
Holland.....	7	216		13	1	
Lima.....	13	178		5		
Lyndon.....	11	199	3	49		
Mitchell.....	2	73	3	26	1	
Mosel.....	1	149	9			
Plymouth.....		190	20	10		
Rhine.....		103	49	4		
Russell.....	1	54		7		
Scott.....	5	127	8	17		
Sheboygan.....	6	240	40	13		
Sheboygan Falls.....	2	190	49	6		
Sherman.....	2	166	4	5		
Wilson.....		136	14	5		
Plymouth, city:						
1st ward.....	10	280	18	45		
2nd ward.....	7	270	12	101		
Sheboygan, city:						
1st ward, 1st prec.....	22	346	20	120		
1st ward, 2nd prec.....	23	520	62	95	1	
2nd ward.....	10	430	39	77		
3rd ward.....	8	198	50	23		
4th ward, 1st prec.....	13	307	53	33	1	
4th ward, 2nd prec.....	3	415	67	21	1	
5th ward.....	1	547	156	13	4	
6th ward.....	7	385	76	12	1	
7th ward, 1st prec.....	2	382	152	9		
7th ward, 2nd prec.....	1	190	91	3		

VOTE FOR GOVERNOR—Continued

Counties, Towns, Cities, Villages and Election Precincts	Welles, Prohibition	Blaine, Republican	Arnold, Socialist	Bentley, Ind. Dem.	Dietrich, Ind. Soc. Lbr.	Scattering
8th ward, 1st prec.	8	278	65	18		
8th ward, 2nd prec.	2	398	86	27		
8th ward, 3rd prec.	5	253	95	9	5	
Sheboygan Falls:						
1st ward	7	74	17	27		
2nd ward	3	100	13	14	1	
Adell, vil.	2	50		8	1	
Cascade, vil.	3	50		6		
Cedar Grove, vil.	5	131		11		
Elkhart Lake, vil.	1	84	41	14		
Glenbeulah, vil.	1	56		7		3
Kohler, vil.	2	94	3	12		
Oostburg, vil.	4	88		8		
Random Lake, vil.	2	59	2	21		
Totals. (10,846)	217	8,328	1,354	926	18	3
TAYLOR CO.—						
Aurora		75				
Browning		104	6	1		
Chelsea	2	147	5	7		
Cleveland	7	54	3	8	1	
Deer Creek	4	152	8	2		
Ford	4	21		4		
Goodrich	1	54		2		
Greenwood	1	75	11	1		
Grover	1	62				
Hammel	3	91	4	2		
Holway	8	85	4			
Little Black	6	274		3		
Maplehurst	4	55		1		
McKinley	8	82		4	1	
Medford	8	263	16	13	2	
Molitor		43				
Pershing	2	42		8		
Rib Lake	2	91	2			
Roosevelt	2	27				
Taft	4	39		2		
Westboro	12	112	11	32	3	
Medford, city:						
1st ward	17	147	2	39	1	
2nd ward	3	114	3	7	1	
3rd ward	4	154	7	22		
Gilman, vil.	9	60	1	2		1
Lublin, vil.		16		3		
Rib Lake, vil.	18	153	1	14	1	
Totals. (2,992)	128	2,592	84	177	10	1
TREMPEALEAU CO.—						
Albion	2	77		3		
Arcadia	4	123		12		
Blair, vil.	4	148		13		
Burnside	1	35	3	3		
Caledonia	1	16		1		1
Chimney Rock		56	2	6		
Dodge	1	34		9	2	
Eleva, vil.	6	50		9		
Ettrick		216	1	2		
Gale	9	128		7		
Galesville, vil.	42	85	2	21		1
Hale	5	157		9		
Independence, vil.	3	85		33	1	
Lincoln		59				
Osseo, vil.	13	104		21	1	2
Pigeon	1	224		1		
Preston	3	219		1		
Sumner		84		4		
Trempealeau	2	66	1	3		
Unity	1	114		4		
Whitehall, vil.	9	168	1	4		
Arcadia, vil.	23	115	2	32	2	
Trempealeau, vil.	12	34		8		5
Totals. (2,772)	142	2,397	12	206	6	9

VOTE FOR GOVERNOR—Continued


Counties, Towns, Cities, Villages and Election Precincts	Welles, Prohibition	Blaine, Republican	Arnold, Socialist	Bentley, Ind. Dem.	Dietrich, Ind. Soc. Lbr.	Scattering
VERNON CO.—						
Bergen	1	50		1		
Christiana	2	186		2		
Clinton	9	155		1	1	
Coon		138		2		
Forest	10	41		2		
Franklin	3	145		2		
Genoa	3	68	1	2		
Greenwood	2	60		10		
Hamburg	1	73		5		
Harmony	1	98	1	1		
Hillsboro		49		6		
Jefferson	5	147		3		
Kickapoo	3	101		1		
Liberty	1	46	2	1		
Stark	4	74	1	2		
Sterling	4	95	2	9		
Union	1	48		11		
Viroqua	9	258		11	1	
Webster	8	86		7		
Wheatland	4	95				
Whitestown		72		3		
Viroqua, city:						
1st ward	15	129		26	2	
2nd ward	16	111		26	1	
3rd ward	16	133	1	27		
Westby, city:						
1st ward	4	83		1		
2nd ward	7	123		5		
3rd ward	7	53	1	1		
Chaseburg, vil.	1	39	1	1		
Coon Valley, vil.	9	51		1	2	
De Soto, vil.	1	37	1	10	1	
Hillsboro, vil.	3	76		6		
La Farge, vil.	15	82		14		
Ontario, vil.	3	34	2	16	1	
Readstown, vil.	11	42	2	6		
Stoddard, vil.	7	36	2	10		
Viola, vil.	1	32		4		
Totals	(3,594)	186	3,146	15	238	9
VILAS CO.—						
Arbor Vitae:						
1st prec	3	62		8		
2nd prec		36	1			
Cloverland		14	6	3		
Conover		98	9	1		
Eagle River	20	150	10	19	2	
Farmington		36		1		
Flambeau:						
1st prec	3	34		2		
2nd prec		19		1		
Lincoln	1	76	6	1	2	
Phelps	9	150	8	9		
Plum Lake	2	42	1	3		
Presque Isle:						
1st prec	1	66	2	1		
2nd prec	1	65	1	2	1	
State Line	4	30	2	5		
Washington:						
1st prec		13	5	1		
2nd prec		23	1			
Totals	(1,072)	44	914	52	57	5
WALWORTH CO.—						
Bloomfield	2	66		5		
Darien	7	67		23	1	
Delavan	10	68		6		
East Troy	2	97		20		
Geneva	13	103		19	1	
La Fayette	2	63		12		2
La Grange	7	96		10		

VOTE FOR GOVERNOR—Continued

Counties, Towns, Cities, Villages and Election Precincts	Welles, Prohibition	Blaine, Republican	Arnold, Socialist	Bentley, Ind. Dem.	Dietrich, Ind. Soc. Lbr	Scattering
WALWORTH CO.—Con.						
Linn.....	6	117	1	23		
Lyons.....	17	181	2	6		3
Richmond.....	1	60		6		
Sharon.....		65				
Spring Prairie.....	4	68		12	1	
Sugar Creek.....	3	52		2		1
Troy.....	10	64		13		
Walworth.....	17	111		4		
Whitewater.....	2	55		9		
Delavan, city:						
1st ward.....	44	78	1	34	1	2
2nd ward.....	38	75	2	51	20	1
3rd ward.....	26	87		32		1
Elkhorn, city:						
1st ward.....	19	54	3	15		
2nd ward.....	15	79	1	32		1
3rd ward.....	22	88		33	1	1
Lake Geneva, city:						
1st ward.....	41	101	1	29		4
2nd ward.....	17	62	2	18	1	
3rd ward.....	9	140	1	10		
Whitewater, city:						
1st ward.....	6	103	2	29		
2nd ward.....	36	212	5	131	1	5
3rd ward.....	30	136	6	33		1
East Troy, vil.....	12	111		51	1	
Genoa Jct., vil.....	6	57		9		
Sharon, vil.....	17	79		19		
Walworth, vil.....	22	146	2	5		3
Williams Bay, vil.....	11	80		4		1
Totals..... (4,283)	474	3,021	29	705	28	26
WASHBURN CO.—						
Barronett.....		43	2			
Bashaw.....		62		1		
Bass Lake.....	1	14		2		
Beaver Brook.....	8	44		3	1	
Brooklyn.....	4	29	1			
Birchwood.....		19				
Casey.....		13				
Chicog.....		14	4			
Crystal.....	3	34		2		
Evergreen.....	4	40	3	1	1	
Frog Creek.....	5	22		1		
Gull Lake.....	5	13				
Long Lake.....		60		1		
Madge.....	3	31	5	2	1	
Minong.....	4	26		2	1	
Sarona.....	12	67		5		
Spooner.....	1	19	1	7		
Spring Brook.....	11	79		10	1	1
Stinnett.....	2	33		2	1	
Stone Lake.....	4	27		4		1
Trago.....	4	85	7	4		
Spooner, city:						
1st ward.....	8	295	3	15	2	
2nd ward.....	13	220	8	15		
3rd ward.....	6	78	1	4		
Birchwood, vil.....	3	39		5	2	1
Minong, vil.....	5	35	4	4		1
Shell Lake, vil.....	22	164	4	26		2
Totals..... (1,836)	128	1,535	40	117	10	6
WASHINGTON CO.—						
Addison.....	4	295	3	13		
Barton.....	6	197	17	43		2
Erin.....	3	63	1	42		
Farmington.....		226	7	2		
Germantown.....		270	7	20		
Hartford.....	4	152	3	17		
Jackson.....	1	185	4	4		

VOTE FOR GOVERNOR—Continued

Counties, Towns, Cities, Villages and Election Precincts	Welles, Prohibition	Blaine, Republican	Arnold, Socialist	Bentley, Ind. Dem.	Dietrich, Ind. Soc. Lbr.	Scattering
WASHINGTON CO.—						
Continued						
Kewaskum.....	1	134	2	2		
Polk.....	1	154	12	7		
Richfield.....	3	200	4	26		
Trenton.....	2	158	40	14		1
Wayne.....		154	5	6		
West Bend.....	3	119	2	8		1
Hartford, city:						
1st ward.....	20	269	3	61		
2nd ward.....	4	164	2	17		
3rd ward.....	5	155	4	21		1
4th ward.....	10	123	3	24		
West Bend, city:						
1st ward.....	3	249	13	42		
2nd ward.....	15	270	19	80		
3rd ward.....	2	234	12	44		
Jackson, vil.....		63		2		
Kewaskum, vil.....	2	187	1	20		1
Slinger, vil.....	1	159	7	30		
Totals..... (4,998)	96	4,180	171	545		6
WAUKESHA CO.—						
Brookfield.....	14	192	18	40	1	
Delafield.....	8	208	6	41		1
Eagle.....	4	84	2	12	2	
Genesee.....	35	136		23		
Lisbon.....	33	187		44	9	
Menomonee.....	5	173	6	15	1	
Merton.....	25	191	16	50	4	
Mukwonago.....	8	56	2	6		
Muskego.....	2	157	14	10	1	
New Berlin.....	5	146		23		
Oconomowoc.....	13	246	9	29		
Ottawa.....	17	71		25		
Pewaukee.....	10	170	4	45	2	
Summit.....	9	136	10	21		1
Vernon.....	17	162	1	23		
Waukesha.....	16	114	3	38		
Oconomowoc, city:						
1st prec.....	35	241	5	70	1	
2nd prec.....	52	341	5	112	1	
Waukesha, city:						
1st ward.....	34	339	7	102		
2nd ward.....	18	385	17	45	5	
3rd ward.....	1	192	7	32	5	
4th ward.....	33	436	7	132	1	
5th ward.....	38	241	3	142		
6th ward.....	62	244	7	146		
Dousman, vil.....	12	45	1	14		
Eagle, vil.....	5	65	3	44		
Hartland, vil.....	23	117	4	40	1	
Menomonee Falls, vil.....	33	171	9	6	1	
Merton, vil.....	13	57	1	11		
Mukwonago, vil.....	18	76		25		
New Butler, vil.....	3	150	4	1		
North Prairie, vil.....	6	52	1	5		
Pewaukee, vil.....	19	96	4	44	1	
Wales, vil.....	18	41	2	7		
Totals..... (8,001)	644	5,718	178	1,423	36	2
WAUPACA CO.—						
Bear Creek.....	2	186	1	8		
Caledonia.....		120		1		
Dayton.....	31	88	2	8		
Dupont.....		177				
Farmington:						
1st prec.....		122	2	4		
2nd prec.....	18	111		45	2	3
Fremont.....		50		4		
Harrison.....		193	1	1	1	
Helvetia.....	1	141	2	2		
Iola.....		200	1	4		



MEMBERS OF ASSEMBLY—1923

(1) Frank J. Weber, (2) Thomas M. Duncan, (3) Herman G. Tucker,
(4) F. J. Peterson, (5) Alex Ruffing, (6) John Polakowski, (7) Julius
Kiesner, (8) John W. Eber, (9) Olaf C. Olsen, (10) Lawrence Timmerman.

VOTE FOR GOVERNOR—Continued

Counties, Towns, Cities, Villages and Election Precincts	Welles, Prohibition	Blaine, Republican	Arnold, Socialist	Bentley, Ind. Dem.	Dietrich, Ind. Soc. Lbr.	Scattering
Larrabee	1	291		2		
Lebanon	4	90	1	21	1	
Lind	2	93	4	16		
Little Wolf	1	132	2	1		
Matteson	3	158		3		3
Mukwa	5	53		10		
Royalton	5	68	6	8		
Scandinavia		184		2		
St. Lawrence	8	150		6		
Union	8	165	7	8		
Waupaca	8	124	9	6	1	
Weyauwega	1	52	5	5		
Wyoming		174		1		
Clintonville, city:						
1st ward	8	169	5	14		
2nd ward	2	126	1	5		
3rd ward	1	182	6	9		
4th ward	8	374	2	45		
New London, city:						
1st ward	12	111	2	26		
2nd ward	4	54		14		
4th ward	10	143	6	43		
5th ward	9	54		11		
Waupaca, city:						
1st ward	15	162	2	24	2	
2nd ward	23	121	6	41	2	1
3rd ward	5	130	3	10		
4th ward	19	134	2	40	1	
Embarrass, vil.	5	72	2	12		
Fremont, vil.		47		3		
Iola, vil.	1	214	12	14		
Manawa, vil.	11	113	1	44		1
Marion, vil.	11	254		37	2	
Ogdensburg, vil.	7	47		4	1	
Royalton, vil.	11	50		10		1
Scandinavia, vil.	1	102		6		
Weyauwega, vil.	31	102	19	35		1
Totals (6,923)	292	5,883	112	613	13	10
WAUSHARA CO.—						
Aurora	4	65		12		
Bloomfield	2	79	1			
Coloma	8	101	1	21		
Dakota	2	60		7		
Deerfield	2	40				
Hancock	4	48		2		
Leon	3	75		2		
Marion	3	94	2	1		
Mt. Morris	3	66		6		
Oasis	2	36		1		
Plainfield		56		1		
Poy Sippi	13	120		30	1	
Richford	1	56				
Rose	3	82		5		
Saxeville	1	72	1	2		1
Springwater	2	47		3	1	
Warren		43	4	6		
Wautoma		82	1	4		
Berlin, city		2				
Hancock, vil.	4	74		1		1
Lohrville, vil.		32	1	1		
Plainfield, vil.	4	95	1	20		
Redgranite, vil.	1	102	17	21		
Wautoma, vil.	21	132	4	27		
Wild Rose, vil.	12	85	1	13	1	1
Totals (2,065)	95	1,744	34	186	3	3
WINNEBAGO CO.—						
Algoma	8	137	2	18		
Black Wolf	1	97	1	7		
Clayton	5	104		9		
Menasha	3	71		4		1

VOTE FOR GOVERNOR—Continued

Counties, Towns, Cities, Villages and Election Precincts	Welles, Prohibition	Blaine, Republican	Arnold, Socialist	Bentley, Ind. Dem.	Dietrich, Ind. Soc. Lbr.	Scattering
WINNEBAGO CO.—Con.						
Neenah	9	59	4	5		
Nekimi	7	134		3	1	
Nepenskum	12	84		12	1	
Omro	9	107	1	7		1
Oshkosh	8	199	4	17		
Poygan		61		22		
Rushford	13	142		23	3	
Utica	12	114		14		
Vinland	3	122		9		
Winchester	1	196		7		
Winneconne	5	72	1	13		
Wolf River		115	1			
Mensha, city:						
1st ward	5	176		22		
2nd ward	4	262		22		
3rd ward	12	168	2	34		1
4th ward	2	105	1	14		
5th ward	11	216	3	24	1	
Neenah, city:						
1st ward	38	336	8	59		5
2nd ward	31	311	5	34	2	4
3rd ward	27	198	3	23		7
4th ward	2	141		9	1	
5th ward	18	268	1	32	2	3
Oshkosh, city:						
1st ward	9	280	8	49	1	
2nd ward	25	462	7	64	4	
3rd ward	7	397	8	28	1	
4th ward	7	370	2	120	6	
5th ward	63	383	2	179	1	
6th ward	6	413	28	11	2	
7th ward	36	237	1	139	1	
8th ward	9	388	14	51	1	
9th ward	10	661	16	41		
10th ward	54	568	9	99	7	
11th ward	13	468	5	96	7	
12th ward	40	434	11	59	7	
13th ward	14	353	11	30	3	
14th ward	5	274	8	13	1	
Omro, vil.	27	208	3	50	3	3
Winneconne, vil.	13	223		29		
Totals (12,463)	594	10,112	175	1,501	56	25
WOOD CO.—						
Arpin	5	169	6	5		
Auburndale	4	130		1		
Cameron	2	44		2		
Cary	5	56	2		4	
Cranmoor	5	39		3		
Dexter	4	40	2	1		
Grand Rapids	10	131	12	5		
Hansen	10	206	3	8		
Hiles		28	4	2	3	
Lincoln	1	182	4	1		
Marshfield	2	163	1		1	
Milladore		132	2		2	
Port Edwards		65	2			1
Remington	2	82	2	2		
Richfield	7	190		4		
Rock	6	106	1	9		2
Rudolph	1	190	10	1		
Saratoga	1	94	2	4		
Seneca		41	7	2		
Sherry	2	120	6			
Sigel	14	244	5	9	1	
Wood		96	13			
Marshfield, city:						
1st ward	6	248	1	4	1	
2nd ward		119	2	9	1	
3rd ward	25	191	7	45	2	1
4th ward	22	334	3	33	3	

VOTE FOR GOVERNOR—Continued

Counties, Towns, Cities, Villages and Election Precincts	Welles, Prohibition	Blaine, Republican	Arnold, Socialist	Bentley, Ind. Dem.	Dietrich, Ind. Soc. Lbr.	Scattering
5th ward.....	28	163	51	5	1
6th ward.....	10	162	5	7
Pittsville, city:						
1st ward.....	4	26	5	6
2nd ward.....	1	15	12
3rd ward.....	17	6	1
Wisconsin Rapids:						
1st ward.....	6	172	10	1
2nd ward.....	9	278	8	40	2
3rd ward.....	26	196	2	43	3
4th ward.....	13	310	3	11	1	1
5th ward.....	240	19	5
6th ward.....	2	265	21	6	1
7th ward.....	8	207	10	24	4
8th ward.....	7	171	4	22	2
Auburndale, vil.....	57	1
Biron, vil.....	86	1	1
Nekoosa, vil.....	8	274	2	42	2
Port Edwards, vil.....	13	92	1	17	1
Totals..... (7,059)	269	6,108	180	455	39	8

GENERAL ELECTION NOVEMBER 7, 1922
SUMMARY OF VOTE FOR U. S. SENATOR

Counties	Adolph R. Bucknam Prohibition	Robert M. La Follette Republican	Jessie Jack Hooper Ind. Dem.	Richard Koeppel Ind.Soc.Lbr.	Scattering	Total
Adams.....	23	892	97	1	1	1,014
Ashland.....	96	3,113	435	9	5	3,658
Barron.....	211	4,053	510	10	18	4,802
Bayfield.....	88	2,426	265	4	6	2,789
Brown.....	215	11,769	4,735	44	16,763
Buffalo.....	32	1,702	315	6	2,055
Burnett.....	69	1,296	73	3	10	1,451
Calumet.....	39	3,272	405	9	3,725
Chippewa.....	128	4,694	734	9	7	5,572
Clark.....	128	3,625	666	7	4,426
Columbia.....	128	3,555	1,262	6	10	4,961
Crawford.....	64	2,042	507	12	2	2,627
Dane.....	543	13,577	2,634	78	10	16,842
Dodge.....	188	8,063	2,110	46	10,407
Door.....	94	2,877	544	19	3,534
Douglas.....	297	7,625	1,246	39	9,207
Dunn.....	115	3,222	549	30	7	3,923
Eau Claire.....	102	5,169	1,247	12	4	6,534
Florence.....	14	1,101	80	1	1,196
Fond du Lac.....	230	7,523	2,455	99	10,307
Forest.....	30	1,260	259	16	1	1,566
Grant.....	260	6,310	1,607	36	8	8,221
Green.....	242	4,569	552	12	12	5,387
Green Lake.....	67	2,689	1,116	17	2	3,891
Iowa.....	147	2,595	479	19	6	3,246
Iron.....	18	1,725	71	7	1,821
Jackson.....	55	3,338	437	20	4	3,854
Jefferson.....	143	6,555	1,386	37	3	8,124
Juneau.....	77	2,945	516	12	7	3,557
Kenosha.....	320	7,146	905	19	1	8,391
Kewaunee.....	45	3,340	512	3	3,900
La Crosse.....	401	7,605	1,116	38	4	9,164
Lafayette.....	166	3,103	725	14	3	4,011
Langlade.....	93	3,583	964	16	2	4,658
Lincoln.....	71	4,305	901	22	1	5,300
Manitowoc.....	139	9,079	1,002	31	10,251
Marathon.....	147	10,646	1,455	54	8	12,310
Marinette.....	227	4,874	957	13	52	6,123
Marquette.....	58	1,643	489	6	2,196
Milwaukee.....	879	71,711	14,214	216	17	87,037
Monroe.....	118	3,108	423	5	2	3,656
Oconto.....	83	4,236	855	4	2	5,180
Oneida.....	47	3,004	797	24	3,872
Outagamie.....	98	10,461	2,746	35	13,340
Ozaukee.....	42	3,090	373	23	3,528
Pepin.....	88	872	298	21	4	1,283
Pierce.....	138	1,768	384	3	4	2,297
Polk.....	222	3,778	398	12	19	4,429
Portage.....	112	4,412	1,349	50	6	5,938
Price.....	58	1,867	228	6	3	2,162
Racine.....	522	14,189	2,210	129	4	17,054
Richland.....	257	3,212	710	17	4,237
Rock.....	707	5,551	1,700	27	7,985
Rusk.....	113	1,867	537	9	2,526
St. Croix.....	268	3,198	641	6	6	4,119
Sauk.....	241	3,693	734	10	4,678
Sawyer.....	52	1,429	222	7	1,710
Shawano.....	66	4,847	565	5	6	5,489
Sheboygan.....	152	8,848	1,208	18	9	10,235
Taylor.....	96	2,643	252	21	2	3,014
Trempealeau.....	99	2,367	309	5	3	2,783
Vernon.....	107	3,102	340	6	7	3,562
Vilas.....	36	889	115	7	1,047
Walworth.....	285	2,767	1,265	10	41	4,368
Washburn.....	91	1,445	238	4	1	1,779
Washington.....	74	4,333	576	7	1	4,991
Waukesha.....	271	5,383	2,335	46	9	8,044
Waupaca.....	93	5,548	1,202	11	2	6,856
Waushara.....	38	1,675	396	1	5	2,115
Winnebago.....	180	9,315	3,041	53	11	12,600
Wood.....	111	5,980	1,009	36	5	7,141
Total.....	11,254	379,494	78,029	1,656	386	470,819

GENERAL ELECTION STATISTICS

565

SUMMARY OF VOTE FOR GOVERNOR

Counties	M. L. Welles, Prohibition	John J. Blaine, Republican	Louis A. Arnold, Socialist	Arthur A. Bentley, Ind. Dem.	Arthur A. Dietrich Ind. Soc. Lbr.	Scattering	Total
Adams.....	33	921	13	62	2	1	1,032
Ashland.....	192	2,997	46	192	3	4	3,434
Barron.....	351	4,133	30	261	10	23	4,808
Bayfield.....	185	2,471	34	133	7	4	2,824
Brown.....	501	12,159	124	2,915	40	15,739
Buffalo.....	90	1,755	24	151	2	3	2,025
Burnett.....	75	1,332	28	33	1	7	1,476
Calumet.....	55	3,208	61	302	2	3,688
Chippewa.....	227	4,747	54	465	11	12	5,516
Clark.....	199	3,631	109	429	6	4,374
Columbia.....	367	3,705	98	624	6	31	4,801
Crawford.....	102	2,060	14	469	8	3	2,656
Dane.....	951	14,032	108	1,888	80	8	17,067
Dodge.....	365	7,633	436	1,747	42	10,223
Door.....	163	3,011	16	231	15	1	3,442
Douglas.....	591	7,876	94	616	43	9,218
Dunn.....	199	3,386	22	250	22	11	3,890
Eau Claire.....	319	5,316	39	783	34	2	6,493
Florence.....	13	1,105	10	45	1	1,174
Fond du Lac.....	569	7,786	101	1,465	9,921
Forest.....	67	1,313	11	125	7	6	1,529
Grant.....	452	6,313	32	1,213	26	19	8,055
Green.....	397	4,010	21	341	7	26	5,411
Green Lake.....	164	2,891	42	606	24	10	3,737
Iowa.....	230	2,640	15	336	10	3,233
Iron.....	27	1,667	30	36	5	1,765
Jackson.....	131	3,446	17	214	9	7	3,824
Jefferson.....	313	6,413	63	1,273	37	5	8,104
Juneau.....	146	2,972	46	379	16	4	3,563
Kenosha.....	471	6,876	252	630	41	8,270
Kewaunee.....	56	3,351	23	395	5	3	3,833
La Crosse.....	765	6,632	45	1,693	34	3	9,172
Lafayette.....	221	3,126	15	561	9	3	3,935
Langlade.....	260	3,660	45	654	17	4,636
Lincoln.....	150	4,198	40	704	16	5,117
Manitowoc.....	140	8,943	281	927	33	10,324
Marathon.....	364	10,652	257	1,004	56	12,333
Marquette.....	342	4,792	113	557	23	5,827
Marquette.....	127	1,702	12	320	9	2,170
Milwaukee.....	2,178	57,310	33,103	9,582	168	15	102,356
Monroe.....	225	3,129	27	210	9	2	3,602
Oconto.....	196	4,405	32	494	6	4	5,137
Oneida.....	139	3,058	107	543	27	3,874
Outagamie.....	496	10,910	72	1,427	21	12,926
Ozaukee.....	41	2,945	65	451	16	3,518
Pepin.....	132	927	21	151	18	1	1,250
Pierce.....	234	1,755	32	228	2	7	2,258
Polk.....	275	3,950	35	143	31	17	4,451
Portage.....	147	4,565	36	1,283	35	7	6,073
Price.....	81	1,874	38	134	7	4	2,138
Racine.....	820	14,219	420	1,608	92	3	17,162
Richland.....	350	2,433	37	498	14	3,332
Rock.....	1,212	5,879	46	826	23	7,986
Rusk.....	171	2,030	53	201	9	2,464
St. Croix.....	424	3,307	78	244	6	3	4,062
Sauk.....	411	3,796	60	342	4	4,613
Sawyer.....	103	1,416	25	130	8	1,682
Shawano.....	110	4,873	56	336	12	15	5,402
Sheboygan.....	217	8,328	1,354	926	18	3	10,846
Taylor.....	128	2,592	84	177	10	1	2,992
Trempealeau.....	142	2,397	12	206	6	9	2,772
Vernon.....	186	3,146	15	238	9	3,594
Vilas.....	44	914	52	57	5	1,072
Walworth.....	474	3,021	29	705	28	26	4,283
Washburn.....	128	1,535	40	117	10	5	1,835
Washington.....	96	4,180	171	545	6	4,998
Waukesha.....	644	5,718	178	1,423	36	2	8,001
Waupaca.....	292	5,883	112	613	13	10	6,923
Waushara.....	95	1,744	34	186	3	3	2,065
Winnebago.....	594	10,112	175	1,501	56	25	12,463
Wood.....	289	6,108	180	455	39	8	7,059
Total.....	21,438	367,929	39,570	51,061	1,444	386	481,828

SUMMARY OF VOTE FOR LIEUTENANT GOVERNOR

Counties	Ella Tenney Sanford Prohibition	Geo. F. Comings, Republican	Martin Georgenson, Socialist	Joseph R. Pfeiffer Ind. Dem.	Scattering	Total
Adams.....	28	878	13	50		969
Ashland.....	183	2,866	50	184	3	3,286
Barron.....	328	4,006	35	222	11	4,602
Bayfield.....	183	2,281	40	110	4	2,618
Brown.....	500	11,242	140	2,533		14,415
Buffalo.....	66	1,729	20	129	2	1,946
Burnett.....	81	1,268	30	35	7	1,421
Calumet.....	68	3,150	63	338		3,619
Chippewa.....	215	4,583	59	372	6	5,235
Clark.....	214	3,537	110	358		4,219
Columbia.....	315	3,694	58	547	2	4,616
Crawford.....	101	1,955	18	443		2,517
Dane.....	897	13,486	110	1,771	3	16,267
Dodge.....	343	7,520	489	1,529		9,881
Door.....	159	2,930	18	167		3,274
Douglas.....	583	7,435	113	533		8,664
Dunn.....	192	3,283	22	230	5	3,732
Eau Claire.....	302	5,192	38	772	1	6,305
Florence.....	15	1,089	10	24		1,138
Fond du Lac.....	480	7,501	131	1,204		9,316
Forest.....	70	1,273	22	105	1	1,471
Grant.....	416	6,204	38	1,248	1	7,907
Green.....	362	4,460	25	252	15	5,114
Green Lake.....	129	2,808	45	508		3,490
Iowa.....	209	2,583	15	338	3	3,140
Iron.....	28	1,572	29	41		1,670
Jackson.....	127	3,342	24	167	4	3,664
Jefferson.....	289	6,137	63	1,177		7,666
Juneau.....	136	2,909	37	335	3	3,420
Kenosha.....	415	6,397	303	534		7,649
Kewaunee.....	57	3,157	35	353	3	3,605
La Crosse.....	693	6,826	55	1,025		8,599
Lafayette.....	188	3,027	11	609	1	3,836
Langlade.....	237	3,338	69	593		4,237
Lincoln.....	196	4,053	63	743		5,055
Manitowoc.....	148	8,291	654	879		9,972
Marathon.....	290	10,392	292	958		11,932
Marquette.....	347	4,775	134	480		5,736
Marquette.....	134	1,644	13	276		2,067
Milwaukee.....	2,003	52,973	34,970	7,987	4	97,937
Monroe.....	200	3,061	27	179	1	3,468
Oconto.....	197	4,265	43	415		4,920
Oneida.....	152	2,796	120	475		3,543
Outagamie.....	870	10,235	130	1,253		12,488
Ozaukee.....	41	2,676	73	398		3,188
Pepin.....	132	1,887	22	131	2	1,174
Pierce.....	226	1,699	33	192	4	2,154
Polk.....	261	3,727	44	151	6	4,189
Portage.....	140	4,061	33	1,710		5,944
Price.....	97	1,796	44	113		2,052
Racine.....	722	13,126	510	1,322	10	15,696
Richland.....	288	2,435	25	404	3	3,155
Rock.....	980	5,719	53	582		7,334
Rusk.....	156	1,952	47	169		2,324
St. Croix.....	380	3,239	36	255	2	3,912
Sauk.....	382	3,742	40	242		4,406
Sawyer.....	93	1,292	33	131		1,549
Shawano.....	104	4,790	58	306	3	5,261
Sheboygan.....	208	7,849	1,557	336		10,455
Taylor.....	133	2,530	105	140		2,908
Tempealeau.....	126	2,351	9	105		2,688
Vernon.....	195	3,030	14	190	6	3,435
Vilas.....	45	810	62	52		969
Walworth.....	412	3,122	36	584	8	4,162
Washburn.....	122	1,474	43	93		1,732
Washington.....	97	3,974	133	569	1	4,774
Waukesha.....	560	5,500	179	1,284	1	7,614
Waupaca.....	262	5,715	110	488	5	6,580
Waushara.....	82	1,731	38	151	2	2,004
Winnebago.....	490	10,055	187	1,252	3	11,987
Wood.....	241	5,900	191	434	1	6,857
Total.....	20,121	351,505	42,499	44,847	155	459,127

SUMMARY OF VOTE FOR SECRETARY OF STATE

Counties	Maria I. A. Nelsen, Prohibition	Fred R. Zimmerman, Republican	Mathilda Boorman Socialist	Peter S. Brzonkala Ind. Dem.	Scattering	Total
Adams	28	888	12	45	1	974
Ashland	166	2,863	54	170		3,253
Barron	301	4,026	32	188	8	4,555
Bayfield	179	2,256	38	99		2,572
Brown	783	11,198	129	2,351		14,461
Buffalo	65	1,736	21	109	2	1,933
Burnett	76	1,255	32	35		1,398
Calumet	64	3,139	58	297		3,558
Chippewa	200	4,645	55	285		5,185
Clark	175	3,576	111	344		4,206
Columbia	278	3,726	59	467	2	4,532
Crawford	63	1,993	12	431		2,529
Dane	875	13,589	143	1,402	4	16,013
Dodge	320	7,616	428	1,364		9,728
Door	159	2,911	19	136		3,225
Douglas	615	7,357	208	425		8,605
Dunn	183	3,276	25	202	3	3,689
Eau Claire	286	5,159	27	633		6,145
Florene	16	1,084	12	18		1,130
Fond du Lac	441	7,505	136	1,004		9,086
Forest	64	1,259	15	97	2	1,437
Grant	390	6,175	30	1,124	1	7,720
Green	344	4,545	27	218	14	5,148
Green Lake	113	2,818	42	548		3,521
Iowa	209	2,556	56	329	1	3,151
Iron	25	1,570	31	32		1,658
Jackson	132	3,334	21	147	3	3,637
Jefferson	285	6,171	68	1,007	1	7,532
Juneau	132	2,858	48	299		3,337
Kenosha	420	6,463	286	447		7,616
Kewaunee	72	3,101	31	347		3,551
La Crosse	671	7,026	76	817		8,590
Lafayette	196	2,969	20	545	2	3,732
Langlade	254	3,417	71	548	1	4,291
Lincoln	213	4,107	66	579		4,965
Manitowoc	184	8,462	308	876		9,830
Marathon	337	10,419	300	889	1	11,946
Marinette	350	4,776	122	435		5,683
Marquette	119	1,654	14	248		2,035
Milwaukee	1,670	53,709	34,528	8,006	4	97,917
Monroe	197	3,084	31	159	1	3,472
Oconto	197	4,259	43	379	1	4,879
Oneida	163	2,770	125	414		3,472
Outagamie	430	10,624	113	1,130		12,297
Ozaukee	50	2,686	76	335		3,147
Pepin	124	883	22	115		1,144
Pierce	199	1,729	37	169	2	2,130
Polk	244	3,640	46	129	8	4,067
Portage	128	4,169	33	1,398	1	5,734
Price	90	1,771	47	112		2,020
Racine	673	12,924	492	1,144	2	15,235
Richland	270	2,424	30	373		3,097
Rock	873	5,937	62	495		7,367
Rusk	153	1,950	50	153	2	2,308
St. Croix	357	3,243	48	213	1	3,862
Sauk	382	3,739	37	205		4,363
Sawyer	95	1,296	52	104		1,547
Shawano	104	4,811	60	306	1	5,282
Sheboygan	188	7,962	1,572	745	3	10,470
Taylor	125	2,530	102	127		2,884
Trempealeau	117	2,353	39	156	1	2,666
Vernon	181	3,029	18	162	2	3,392
Vilas	86	758	74	40		958
Walworth	389	3,131	35	507	5	4,067
Washburn	119	1,460	47	87		1,713
Washington	86	3,982	117	547	2	4,734
Waukesha	494	5,660	182	1,122		7,458
Waupaca	217	5,779	112	389	1	6,498
Waushara	80	1,735	35	144		1,994
Winnebago	470	10,094	188	1,162	3	11,917
Wood	236	5,957	280	324	1	6,798
Total	19,000	353,596	41,975	40,388	87	455,046

SUMMARY OF VOTE FOR STATE TREASURER

Counties	Clyde D. Mead, Prohibition	Solomon Levitin, Republican	L. P. Christensen, Socialist	Emil Tanck, Ind. Dem.	Scattering	Total
Adams	31	879	13	46	1	970
Ashland	159	2,859	60	162	6	3,246
Barron	282	3,928	48	207	9	4,474
Bayfield	161	2,223	41	95	8	2,528
Brown	494	11,119	201	2,383		14,197
Buffalo	63	1,723	20	117	3	1,926
Burnett	67	1,251	36	36	5	1,395
Calumet	56	3,073	67	349		3,545
Chippewa	187	4,530	82	335	6	5,140
Clark	183	3,512	120	366		4,181
Columbia	280	3,675	59	470	2	4,486
Crawford	81	1,968	16	423		2,488
Dane	995	13,000	292	2,011	13	16,311
Dodge	307	7,352	464	1,588		9,711
Door	137	2,900	27	145	1	3,210
Douglas	565	7,251	177	487		8,480
Dunn	186	3,253	38	203	9	3,689
Eau Claire	253	5,148	35	674	2	6,112
Florence	14	1,085	13	19		1,131
Fond du Lac	450	7,245	127	1,220		9,042
Forest	52	1,245	17	110	2	1,426
Grant	371	5,992	60	1,255	5	7,683
Green	357	4,521	46	239	16	5,179
Green Lake	119	2,729	46	532	1	3,427
Iowa	204	2,460	60	337	2	3,063
Iron	31	1,550	34	35		1,650
Jackson	125	3,260	37	169	5	3,596
Jefferson	244	5,308	69	2,142	1	7,764
Juneau	128	2,816	52	325	4	3,325
Kenosha	453	6,262	343	555		7,613
Kewaunee	63	3,132	36	349		3,580
La Crosse	635	6,875	92	886		8,488
Lafayette	192	2,910	20	584	4	3,710
Langlade	234	3,370	85	574	1	4,264
Lincoln	170	4,015	67	660	1	4,913
Manitowoc	182	8,361	386	885		9,814
Marathon	273	10,230	323	1,050		11,876
Marinette	353	4,733	158	469		5,713
Marquette	110	1,624	11	247		1,992
Milwaukee	1,987	50,446	36,741	7,458	15	96,647
Monroe	207	3,049	31	158		3,445
Oconto	214	4,137	61	448	2	4,862
Oneida	132	2,695	138	456	2	3,423
Outagamie	391	10,443	109	1,208		12,151
Ozaukee	53	2,554	95	359		3,061
Pepin	118	858	22	120	2	1,120
Pierce	192	1,707	32	177	6	2,114
Polk	231	3,685	64	153	14	4,147
Portage	133	4,157	43	1,246		5,579
Price	84	1,781	51	106	2	2,024
Racine	711	12,180	982	1,251	2	15,126
Richland	263	2,396	31	383	3	3,076
Rock	883	5,798	79	454		7,214
Rusk	159	1,927	55	155	3	2,299
St. Croix	356	3,204	45	235	3	3,843
Sauk	350	3,634	52	227		4,263
Sawyer	91	1,243	50	140		1,524
Shawano	30	4,716	67	306	4	5,183
Sheboygan	208	7,561	1,724	763	4	10,260
Taylor	103	2,512	105	128	1	2,849
Trempealeau	111	2,336	12	181	8	2,648
Vernon	224	2,955	23	162	7	3,371
Vilas	43	782	65	59		940
Walworth	384	2,996	43	614	11	4,048
Washburn	119	1,443	46	82		1,690
Washington	78	3,923	140			4,728
Waushara	493	5,379	217	1,303	1	7,393
Waupaca	182	5,693	122	429	6	6,432
Waushara	73	1,704	36	140	3	1,956
Winnebago	456	9,955	211	1,195	2	11,819
Wood	232	5,961	219	347	5	6,764
Total	18,598	343,177	45,589	43,766	214	451,344

GENERAL ELECTION STATISTICS

569

SUMMARY OF VOTE FOR ATTORNEY GENERAL

Counties	Chas. L. Allen, Prohibition	Herman L. Ekern, Republican	Jeremiah F. Collins, Ind. Dem.	Scattering	Total
Adams.....	29	865	49		943
Ashland.....	159	2,869	174	3	3,205
Barron.....	275	3,947	223	9	4,454
Bayfield.....	154	2,227	98		2,487
Brown.....	492	10,868	2,461	8	13,821
Buffalo.....	64	1,727	114	2	1,907
Burnett.....	71	1,264	35	4	1,374
Calumet.....	61	3,071	345		3,477
Chippewa.....	185	4,455	370	6	5,016
Clark.....	172	3,552	363		4,087
Columbia.....	271	3,654	514	1	4,440
Crawford.....	82	1,934	457		2,473
Dane.....	820	12,958	1,885	8	15,671
Dodge.....	301	7,548	1,481		9,330
Door.....	124	2,861	153		3,138
Douglas.....	572	7,266	586	7	8,424
Dunn.....	171	3,212	225	7	3,615
Eau Claire.....	279	5,090	721	3	6,093
Florence.....	13	1,081	21		1,115
Fond du Lac.....	418	7,276	1,232		8,926
Forest.....	49	1,238	113	1	1,401
Grant.....	339	5,965	1,318	3	7,625
Green.....	333	4,429	247	16	5,025
Green Lake.....	140	2,730	538		3,408
Iowa.....	178	2,536	371	1	3,086
Iron.....	27	1,573	33		1,633
Jackson.....	109	3,331	159	7	3,606
Jefferson.....	262	6,018	1,155		7,435
Juneau.....	117	2,810	347	4	3,278
Kenosha.....	470	6,185	546		7,201
Kewaunee.....	74	3,120	367	1	3,562
La Crosse.....	597	6,932	947		8,476
Lafayette.....	183	2,881	619	2	3,685
Langlade.....	218	3,308	664	1	4,191
Lincoln.....	165	4,030	669		4,864
Manitowoc.....	162	8,405	944		9,511
Marathon.....	253	10,420	1,091	3	11,767
Marinette.....	327	4,814	493		5,634
Marquette.....	110	1,614	256		1,980
Milwaukee.....	1,865	55,986	8,771	17	66,639
Monroe.....	194	3,039	190		3,423
Oconto.....	182	4,188	420		4,790
Oneida.....	131	2,716	507		3,354
Outagamie.....	363	10,327	1,354		12,044
Ozaukee.....	50	2,502	435		2,987
Pepin.....	118	852	127	4	1,101
Pierce.....	194	1,699	182	11	2,086
Polk.....	235	3,613	194	10	4,052
Portage.....	133	4,169	1,241		5,543
Price.....	83	1,768	109	1	1,961
Racine.....	705	12,469	1,266	4	14,444
Richland.....	242	2,369	397	3	3,011
Rock.....	851	5,717	582		7,150
Rusk.....	160	1,898	174	2	2,234
St. Croix.....	348	3,187	249	4	3,788
Sauk.....	352	3,696	249		4,297
Sawyer.....	95	1,261	152		1,508
Shawano.....	91	4,724	316	5	5,136
Sheboygan.....	162	7,958	1,188	9	9,317
Taylor.....	108	2,524	132		2,764
Trempealeau.....	117	2,377	197	6	2,697
Vernon.....	167	3,033	179	5	3,384
Vilas.....	41	796	65		902
Walworth.....	394	3,041	571	6	4,012
Washburn.....	114	1,437	103		1,654
Washington.....	88	3,911	600	2	4,601
Waushara.....	497	5,350	1,332	2	7,181
Waupaca.....	193	5,676	453	2	6,324
Waushara.....	75	1,702	148	2	1,927
Winnebago.....	471	10,008	1,136	11	11,626
Wood.....	219	5,976	393	6	6,594
Total.....	17,864	350,033	45,796	202	413,895

CONSTITUTIONAL AMENDMENTS

Three constitutional amendments were submitted to a vote of the people at the November 7th General Election, 1922, as follows:

No. 1.

*"Resolved by the Assembly, the Senate concurring, That section 4 of article VI of the constitution be amended to read: (Article VI) Section 4. Sheriffs, coroners, registers of deeds, district attorneys, and all other county officers except judicial officers, shall be chosen by the electors of the respective counties once in every two years. Sheriffs shall hold no other office and * * * may succeed themselves; they may be required by law to renew their security from time to time, and in default of giving such new security their office shall be deemed vacant; but the county shall never be made responsible for the acts of the sheriff. The governor may remove any officer in this section mentioned, giving to such a copy of the charges against him and an opportunity of being heard in his defense. All vacancies shall be filled by appointment, and the person appointed to fill a vacancy shall hold only for the unexpired portion of the term to which he shall be appointed and until his successor shall be elected and qualified."*

DEFEATED: For—161,832. Against, 207,585.

No. 2.

*"Resolved by the Assembly, the Senate concurring, That section 5 of article I of the constitution be amended to read: (Article I) Section 5. The right of trial by jury shall remain inviolate, and shall extend to all cases at law without regard to the amount in controversy; but a jury trial may be waived by the parties in all cases in the manner prescribed by law. *Provided, however, that the legislature may, from time to time, by statute provide that a valid verdict, in civil cases, may be based on the votes of a specific number of the jury, not less than five-sixths thereof.*"*

ADOPTED: For—171,433. Against, 156,759.

No. 3.

"Resolved by the Assembly, the Senate concurring, That there be added to article XI of the constitution a new section to read: (Article XI) Section 3b. Any city, in addition to the indebtedness of five per centum authorized by section 3 of this article, may incur an indebtedness not exceeding another five per centum on the value of the taxable property in such city for the purpose of acquiring or constructing street railway properties, or properties for the production, transmission, delivery or furnishing of light, heat, water or power to the public."

DEFEATED: For—105,346. Against, 219,693.

GENERAL ELECTION STATISTICS

SUMMARY OF VOTE ON CONSTITUTIONAL AMENDMENTS

Counties	No. 1		No. 2		No. 3	
	Jt. Res. No. 36, 1921 Relating to Sheriffs succeeding themselves		Jt. Res. No. 17, 1921 Relating to trial by jury		Jt. Res. No. 37, 1921 Relating to indebtedness of municipal corporations	
	For	Against	For	Against	For	Against
Adams.....	354	362	406	243	264	276
Ashland.....	1,083	1,800	1,093	1,565	721	1,839
Barron.....	1,975	1,280	1,936	865	1,054	1,394
Bayfield.....	1,099	782	1,122	480	677	825
Brown.....	6,221	6,752	5,538	6,282	2,577	9,026
Buffalo.....	862	649	777	554	463	756
Burnett.....	720	449	687	329	431	498
Calumet.....	1,394	1,427	1,256	1,250	707	1,750
Chippewa.....	1,842	2,800	1,867	2,301	981	3,219
Clark.....	1,542	1,749	1,646	1,219	885	1,578
Columbia.....	1,743	1,837	1,733	1,388	810	2,236
Crawford.....	757	1,242	766	1,009	488	1,180
Dane.....	4,465	8,930	6,307	5,775	3,096	8,780
Dodge.....	2,934	5,921	2,913	5,008	1,555	5,941
Door.....	1,449	1,203	1,244	918	659	1,329
Douglas.....	2,808	3,623	3,228	2,470	1,559	4,189
Dunn.....	1,552	1,126	1,456	899	835	1,260
Eau Claire.....	2,602	2,572	2,175	2,489	1,593	3,044
Florence.....	491	364	527	248	284	298
Fond du Lac.....	2,393	4,930	2,507	4,114	1,312	5,534
Forest.....	659	595	647	420	432	540
Grant.....	2,564	4,342	2,772	3,192	1,254	4,389
Green.....	1,723	2,143	1,436	1,844	483	2,828
Green Lake.....	1,050	1,563	1,006	1,271	482	1,801
Iowa.....	1,145	1,410	1,174	1,115	596	1,555
Iron.....	598	571	533	410	414	466
Jackson.....	1,205	1,304	1,261	787	756	1,077
Jefferson.....	2,189	3,331	1,926	2,940	1,004	3,555
Juneau.....	1,268	1,358	1,296	942	708	1,322
Kenosha.....	2,957	4,231	3,700	2,866	1,881	4,454
Kewaunee.....	1,776	1,264	1,385	1,258	865	1,700
La Crosse.....	2,834	4,493	3,367	3,272	1,808	5,009
Lafayette.....	1,499	2,105	1,362	1,518	702	1,927
Lafayette.....	1,391	2,898	1,460	2,397	822	2,908
Lincoln.....	1,699	2,672	1,508	2,557	875	3,250
Manitowoc.....	3,150	5,136	3,302	4,226	1,939	5,551
Marathon.....	3,694	5,717	3,818	4,931	3,968	6,835
Marquette.....	2,560	2,715	2,298	2,116	1,491	2,859
Marquette.....	854	931	686	715	372	866
Milwaukee.....	32,647	42,744	40,954	27,763	33,336	38,560
Monroe.....	1,310	1,188	1,318	894	631	1,373
Oconto.....	1,803	2,274	1,824	1,762	1,005	2,415
Oneida.....	1,186	1,751	1,263	1,259	713	1,712
Outagamie.....	4,489	5,079	4,319	4,432	2,014	6,839
Ozaukee.....	1,472	1,577	1,326	1,318	727	1,792
Pepin.....	514	484	502	347	272	454
Pierce.....	938	680	899	461	486	606
Polk.....	1,663	2,057	1,737	1,223	851	1,548
Portage.....	2,196	2,394	2,264	2,084	1,249	2,860
Price.....	787	875	930	527	624	695
Racine.....	4,835	9,402	5,422	6,277	2,641	9,297
Richland.....	1,845	1,300	1,811	999	761	1,622
Rock.....	2,153	4,207	2,113	3,344	1,036	5,191
Rusk.....	998	783	981	564	556	848
St. Croix.....	1,483	1,522	1,588	901	920	1,261
Sauk.....	1,716	1,540	1,574	1,235	756	2,095
Sawyer.....	659	744	639	495	412	604
Shawano.....	2,436	1,929	2,040	1,872	1,136	2,515
Sheboygan.....	4,401	3,993	4,359	3,266	3,239	4,383
Taylor.....	1,210	984	1,228	728	854	987
Trempealeau.....	978	974	945	715	523	974
Vernon.....	1,152	1,206	1,134	935	582	1,267
Vilas.....	572	368	547	234	337	348
Walworth.....	1,526	1,734	1,714	1,176	930	1,769
Washington.....	984	638	988	415	489	778
Washington.....	1,571	2,263	1,578	1,809	738	2,491
Waukesha.....	2,364	4,054	2,736	2,984	1,496	3,659
Waupaca.....	2,347	1,974	2,270	1,470	1,207	2,088
Waushara.....	852	713	723	569	379	769
Winnebago.....	3,424	4,471	3,272	4,032	1,332	6,269
Wood.....	2,250	3,106	2,314	2,486	1,311	3,480
Total.....	161,832	207,585	171,433	156,759	105,346	219,693

The Democratic Party failed to poll in the September, 1922, primary 10 per cent of the party's vote for governor in the last general election, as required by law. Its candidates were then required to appear in the independent column. For a few minor offices Democratic party candidates were able to qualify under the law.

VOTE FOR MEMBERS OF CONGRESS BY CONGRESSIONAL DISTRICTS

FIRST DISTRICT

Counties	Henry Allen Cooper Republican	Niels P. Nielsen Socialist	Scattering	Total
Racine	14,729	896	3	15,628
Kenosha	6,879	555	11	7,445
Walworth	3,581	90	33	3,704
Rock	6,736	98	6,834
Waukesha	6,033	540	7	6,580
Totals	37,958	2,179	54	40,191

SECOND DISTRICT

Counties	William F. Schanen, Democrat	Edward Voight, Republican	Scattering	Total
Jefferson	953	6,321	3	7,277
Columbia	549	3,660	8	4,217
Dodge	2,428	7,557	9,985
Washington	1,240	3,925	2	5,167
Ozaukee	1,814	1,978	3,792
Sheboygan	683	9,053	2	9,738
Totals	7,667	32,494	15	40,176

THIRD DISTRICT

Counties	John M. Nelson, Republican	Martha Riley, Ind. Dem.	Scattering	Total
Crawford	1,914	560	2	2,476
Richland	2,509	554	1	3,064
Grant	5,986	1,749	8	7,743
Iowa	2,567	540	3,107
Dane	12,695	3,258	11	15,964
Lafayette	2,765	1,276	1	4,042
Green	4,566	442	9	5,017
Total	33,002	8,379	32	41,413

FOURTH DISTRICT

Counties	Joseph F. Drezdson, Democrat	John G. Schaefer, Republican	Edmund T. Melms, Socialist	Scattering	Total
Milwaukee (Part)	3,918	19,179	18,548	16	41,661
Total	3,918	19,179	18,548	16	41,661

FIFTH DISTRICT

Counties	Wm. H. Stafford, Republican	Victor L. Berger Socialist	Scattering	Total
Milwaukee (Part).....	26,274	30,045	16	56,335
Total.....	26,274	30,045	16	56,335

SIXTH DISTRICT

Counties	Florian Lampert, Republican	Wm. E. Cavanaugh, Ind. Dem.	Scattering	Total
Marquette.....	1,627	376	2,003
Green Lake.....	2,437	1,188	4	3,629
Fond du Lac.....	7,878	1,383	9,261
Winnebago.....	10,637	1,397	3	12,037
Calumet.....	3,238	326	3,564
Manitowoc.....	8,548	902	9,450
Total.....	34,365	5,572	7	39,944

SEVENTH DISTRICT

Counties	Joseph D. Beck, Republican	Bert A. Jolivet, Ind. Dem.	Scattering	Total
La Crosse.....	6,476	2,180	4	8,660
Jackson.....	3,316	218	5	3,539
Monroe.....	3,097	262	2	3,361
Clark.....	3,653	331	3,984
Vernon.....	3,161	239	6	3,406
Juneau.....	2,940	329	7	3,276
Adams.....	900	56	956
Sauk.....	3,828	308	4,136
Total.....	27,371	3,923	24	31,318

EIGHTH DISTRICT

Counties	Edward E. Browne, Republican	Herman A. Marth, Ind. Socialist	Scattering	Total
Marathon.....	10,142	1,363	62	11,567
Portage.....	4,626	355	18	4,999
Waupaca.....	6,126	400	7	6,533
Waushara.....	1,924	58	1,982
Wood.....	6,197	504	7	6,708
Shawano.....	4,845	266	5	5,116
Total.....	33,860	2,946	99	36,905

NINTH DISTRICT

Counties	George J. Schneider Republican	Henry Graess Ind. Rep.	Scattering	Total
Langlade.....	2,990	1,316	4,306
Forest.....	960	556	1	1,517
Florence.....	911	258	1,169
Marinette.....	3,803	2,327	6,190
Oconto.....	3,852	1,291	2	5,145
Outagamie.....	8,936	4,459	13,395
Brown.....	9,336	8,136	17,472
Kewaunee.....	2,586	1,478	4,064
Door.....	1,683	2,194	3,877
Total.....	35,117	22,015	3	57,135

TENTH DISTRICT

Counties	James A. Frear, Republican	Olin Swenson Socialist	Scattering	Total
Dunn.....	3,592	36	2	3,630
Barron.....	4,362	46	1	4,409
Chippewa.....	4,961	137	1	5,099
Eau Claire.....	5,749	65	6	5,820
Trempealeau.....	2,561	22	5	2,588
Buffalo.....	1,862	46	2	1,910
Pepin.....	1,075	5	1,080
Pierce.....	1,954	38	16	2,008
St. Croix.....	3,665	54	38	3,757
Total.....	29,781	444	76	30,301

ELEVENTH DISTRICT

Counties	Hubert H. Peavey, Republican	Scattering	Total
Douglas.....	7,695	7,695
Bayfield.....	2,317	51	2,368
Ashland.....	2,942	59	3,001
Iron.....	1,631	1,631
Vilas.....	829	9	838
Burnett.....	1,265	72	1,337
Folk.....	3,690	58	3,748
Washburn.....	1,503	23	1,526
Sawyer.....	1,370	1,370
Rusk.....	2,004	12	2,016
Price.....	1,856	12	1,868
Taylor.....	2,585	19	2,604
Oneida.....	3,040	17	3,057
Lincoln.....	3,908	27	3,935
Total.....	36,635	359	36,994

VOTES CAST FOR CIRCUIT JUDGES

April 4, 1922

Second Judicial Circuit, Sixth Branch

County	Total vote	Edward T. Fairchild	Joseph A. Padway	Scattering
Milwaukee.....	86,034	48,253	37,781
Total.....	86,034	48,253	37,781

Third Judicial Circuit

Counties	Total Vote	Fred Beglinger	Geo. C. Hume	Wilbur E. Hurlbut	Scattering
Calumet.....	3,142	797	949	1,396
Winnebago.....	15,694	7,966	1,288	6,440
Total.....	18,836	8,763	2,237	7,836

Fourth Judicial Circuit

Counties	Total Vote	Michael Kirwan	Scattering
Manitowoc.....	8,145	8,145
Sheboygan.....	7,787	7,776	11
Total.....	15,932	15,932	11

Thirteenth Judicial Circuit

Counties	Total Vote	David Agnew	C. M. Davison	Scattering
Dodge.....	11,827	3,256	8,571
Ozaukee.....	3,624	696	2,928
Washington.....	5,407	1,657	3,749	1
Waukesha.....	11,110	7,990	3,120
Total.....	31,968	13,599	18,368	1

SUMMARY OF STATE SENATORIAL VOTE IN 1920-1922

Dist. No.	Counties or parts constituting Senate Districts, apportionment of 1921	Elected to State Senate for period of four years	Votes received	Plurality	Term ends	Defeated candidates	Votes received
1	Door, Kewaunee, Manitowoc	John E. Cashman (Rep.)	13,500	9,853	1926	Frank A. Yindra (Dem.) Scattering	3,647 3
2	Brown, Oconto	Timothy Burke (Rep.)	12,997	10,098	1924	John B. Eberhardt (Soc.) Scattering	2,899 15
3	Part of Milwaukee	Walter Polakowski (Soc.)	5,778	1,982	1926	Thaddeus J. Pruss (Rep.)	3,796
4	Part of Milwaukee	Oscar H. Morris (Rep.)	14,052	4,146	1924	J. D. Mishoff (Pro.) Max Hattlet (Soc.)	396 9,906
5	Part of Milwaukee	Bernhard Gettelman (Rep.)	10,056	2,039	1926	Paul E. Schmidt (Soc.) Scattering	8,017 3
6	Part of Milwaukee	Joseph J. Hirsch (Soc.)	8,828	8,825	1924	Scattering	3
7	Part of Milwaukee	William F. Qukek (Soc.)	5,823	292	1926	Albert A. Ullenberg (Dem.) John S. Kaney (Rep.)	747 5,531
8	Part of Milwaukee	George Czerwinski (Rep.)	10,805	1,135	1924	Wm. L. Smith (Soc.) Scattering	9,670 2
9	Part of Milwaukee	Ben. H. Mahon (Rep.)	6,358	4,293	1926	Clarence U. Baxter (Soc.) Jacob Killa (Dem.) Martin M. Higgins (Rep.)	2,065 1,178 602
10	Buffalo, Pepin, Pierce and St. Croix	George B. Skogmo (Rep.)	13,903	13,894	1924	Scattering	4 9
11	Douglas, Bayfield, Burnett and Washburn	Marcus A. Kemp (Rep.)	2,987	2,030	1926	Ray J. Nye	957
12	Ashland, Iron, Vilas, Price, Rusk and Sawyer	C. H. Werden (Rep.)	13,894	13,871	1924	Scattering	23
13	Dodge and Washington	Herman Kilgrien (Rep.)	9,789	4,441	1926	Lawrence S. Keeley (Dem.) Scattering	5,348 1
14	Outagamie and Shawano	Anton Kuekuk (Rep.)	9,800	1,069	1924	C. B. Ballard (Ind.)	8,811
15	Rock	Alva E. Garey (Rep.)	6,548	6,548	1926	Scattering	18
16	Grant, Crawford and Vernon	Henry E. Roethe (Rep.)	16,556	16,538	1924	Scattering	43
17	Iowa, Lafayette and Green	O. H. Johnson (Rep.)	10,374	10,331	1926	Scattering	952
18	Fond du Lac, Waushara and Green Lake	Wm. A. Titus (Rep.)	15,355	14,493	1924	Wm. Tomelty (Soc.)	3,700
19	Calumet and Winnebago	Merritt F. White (Rep.)	11,841	8,141	1926	J. H. Dennhardt (Ind. Rep.) Scattering	1 5,011
20	Ozaukee and Sheboygan	Theo. Benfey (Rep.)	11,284	6,273	1924	W. J. Bichler (Dem.) Ernst Kreuter (Soc.)	4,761 404
21	Racine	Max W. Heck (Rep.)	13,002	9,873	1926	Samuel Sherman (Soc.) George L. Buck (Ind. Rep.)	3,129 3,673
22	Kenosha and Walworth	Eldo T. Ridgway (Rep.)	21,956	18,283	1924	Oliver P. Murwin (Dem.) Wm. C. Dean (Pro.) Scattering	584 4



MEMBERS OF ASSEMBLY—1923

(1) Richard Elsner, (2) George Gauer, (3) Theo. Engel, (4) Chas. B. Perry, (5) John Herman Koch, (6) Frank L. Prescott, (7) Geo. C. Hinkley, (8) Albert F. Woller, (9) Edward Eirschele, (10) Peter Ankerson.

23	Portage and Waupaca.....	Herman J. Severson (Rep.).....	10,462	10,445	1926	Scattering.....	17
24	Clark, Taylor and Wood.....	Wm. L. Smith (Rep.).....	11,700	8,909	1924	Robert A. Steinbach (Soc.).....	2,791
						Alphonsus B. Sutor (Dem.).....	1,580
						Scattering.....	2
25	Lincoln and Marathon.....	Joseph Barber (Rep.).....	11,308	7,860	1926	A. J. Plowman (Ind. Dem.).....	2,456
						Ralph E. Smith (Ind. Rep.).....	3,448
						Scattering.....	2
26	Dane.....	Henry A. Huber (Rep.).....	31,345	31,327	1924	Scattering.....	18
27	Columbia, Richland and Sauk.....	George Staudenmayer (Rep.).....	10,630	10,603	1926	Scattering.....	27
28	Chippewa and Eau Claire.....	Herman T. Lange (Rep.).....	14,713	14,700	1924	Scattering.....	13
29	Barron, Dunn and Polk.....	C. B. Casperson (Rep.).....	11,182	11,112	1926	Scattering.....	70
30	Florence, Forest, Langlade, Marinette and Onida.....	Barney N. Moran (Rep.).....	12,078	10,295	1924	Peter J. Christ (Ind.).....	1,783
						Scattering.....	15
31	Adams, Juneau, Monroe and Marquette.....	Howard Teasdale (Rep.).....	8,544	8,483	1926	Scattering.....	61
32	Jackson, La Crosse and Trempealeau.....	Eugene F. Clark (Rep.).....	10,156	4,040	1924	Reuben G. Knudson (Ind. Rep.).....	6,116
						Horace G. Willey (Pro.).....	406
						Scattering.....	11
33	Jefferson and Waukesha.....	John C. Schumann (Rep.).....	10,865	7,071	1926	Charles Mulberger (Ind. Dem.).....	3,794
						Scattering.....	11

GENERAL ELECTION, NOV. 7, 1922

Summary of Assembly Vote

Counties forming Assembly District	Assemblyman elected for term of two years	Vote	Plurality	Defeated candidates	Votes
Adams, Marquette.....	William Grahn (Rep.).....	2,571	2,528	Scattering.....	43
Ashland.....	Fred C. Smith (Rep.).....	3,037	3,021	Scattering.....	16
Barron.....	John L. Dahl (Rep.).....	4,139	4,072	Scattering.....	67
Bayfield.....	Alfred M. Warden (Rep.).....	2,452	2,430	Scattering.....	22
Brown, 1st.....	James T. Oliver (Rep.).....	7,132	7,125	Scattering.....	7
Brown, 2nd.....	Gustav Zittlow (Rep.).....	3,280	219	Herb. J. Smith (Dem.).....	3,061
Buffalo, Pepin.....	Dutee A. Whelan (Rep.).....	2,896	2,659	A. J. Will (Ind. Dem.).....	237
				Scattering.....	29
Burnett, Washburn.....	Erick H. Johnson (Rep.).....	2,896	2,882	Scattering.....	14
Calumet.....	Carl Hillman (Rep.).....	2,573	1,537	G. J. Schwalbach, (Dem.).....	1,036
Chippewa.....	Charles H. Liehe (Rep.).....	5,071	5,061	Scattering.....	10
Clark.....	George W. Schmidt (Rep.).....	3,205	2,204	Phillip J. Abler (Ind.).....	1,001
Columbia.....	Robert Caldwell (Rep.).....	3,250	1,767	Peter Trap (Ind. Rep.).....	1,483
				Scattering.....	2
Crawford.....	Albert C. Johnson (Rep.).....	1,900	1,136	Frank J. Antoine (Dem.).....	764
				Scattering.....	2
Dane, 1st.....	Herman W. Sachtjen (Rep.).....	7,540	6,996	W. J. Robinson (Ind.).....	544
Dane, 2nd.....	James C. Hanson (Rep.).....	3,026	3,009	Scattering.....	17
Dane, 3rd.....	Carl M. Grimstad (Rep.).....	3,389	3,376	Scattering.....	13
Dodge, 1st.....	Herman Ziemer (Rep.).....	3,940	2,977	Leo Koll (Dem.).....	963
				Emil Freinwald (Soc.).....	415
Dodge, 2nd.....	Fred Moul (Rep.).....	2,891	1,109	A. A. Nowak (Dem.).....	1,782
Door.....	John Peltier (Rep.).....	2,782	2,677	William Hertz (Ind.).....	105
				Scattering.....	8
Douglas, 1st.....	Sixtus Lindahl (Rep.).....	2,567	174	C. J. Whereatt (Ind.).....	2,393
Douglas, 2nd.....	L. H. Allen (Rep.).....	3,005	2,094	Mary Scott Johnson (Ind. Rep.).....	911
				Phil Mertes (Dem.).....	118
Dunn.....	J. D. Miller (Rep.).....	3,483	3,462	Scattering.....	21
Eau Claire.....	Christian N. Saugen (Rep.).....	5,090	3,995	H. B. Crane (Dem.).....	1,095
				Scattering.....	7
Florence, Forest, Oneida.....	J. D. Grandine (Rep.).....	5,479	5,448	Scattering.....	31
Fond du Lac, 1st.....	Math Koenigs (Rep.).....	3,645	2,571	Pacific Laudermann (Dem.).....	1,074
				Thomas W. Abel (Soc.).....	112
Fond du Lac, 2nd.....	Thomas J. Dieringer (Rep.).....	3,720	3,695	Walter S. Whiting (Ind.).....	25
Grant, 1st.....	George Slack (Rep.).....	3,132	3,118	Scattering.....	14
Grant, 2nd.....	Charles E. Tuffey (Rep.).....	2,850	1,450	William Victora (Dem.).....	1,400
				Scattering.....	3

Green	Fred K. Hefty (Rep.)	3,483	1,992	Wm. Olson (Pro.)	1,491
Green Lake, Waushara	Newcomb Spoor (Rep.)	4,883	4,847	John O'Connor (Dem.)	316
Iowa	Charles W. Hutchinson (Rep.)	2,494	1,732	Scattering	1
Iron, Vilas	H. M. Mark (Rep.)	2,414	2,409	Scattering	36
Jackson	Wm. F. Dettlinger (Rep.)	3,488	3,478	W. J. Ruggles (Dem.)	762
Jefferson	Eugene H. Killian (Rep.)	6,010	4,570	Scattering	5
Juneau	Clinton G. Price (Rep.)	2,234	941	Scattering	10
Kenosha, 1st	Conrad Shearer (Rep.)	3,406	2,672	Wm. Everson (Dem.)	1,440
Kenosha, 2nd	D. J. Vincent (Rep.)	2,344	967	Frank A. Wheelihan (Dem.)	1,293
Kewaunee	Anton Holly (Rep.)	2,541	1,504	Andrew Anderson (Ind. Dem.)	734
La Crosse, 1st	Henry Nein (Rep.)	4,481	3,988	Mathew G. Siebert (Dem.)	1,377
La Crosse, 2nd	Wm. F. Miller (Rep.)	2,854	591	W. J. Marek (Dem.)	1,037
Lafayette	James Goodman (Rep.)	2,773	1,449	August Fenske (Ind. Rep.)	514
Langlade	James A. Barker (Rep.)	2,884	1,569	Henry N. Stephenson (Proh.)	493
Lincoln	Richard Kamke (Dem.)	2,830	535	Scattering	1
Manitowoc, 1st	Robert Naumann (Rep.)	4,156	2,984	Horace G. Willey (Proh.)	263
Manitowoc, 2nd	Fred A. Fredrich (Rep.)	3,378	2,079	Scattering	11
Marathon, 1st	John W. Salter (Rep.)	4,605	4,605	Charles C. Haffele (Dem.)	1,324
Marathon, 2nd	Henry Ellenbecker (Rep.)	5,623	4,618	Scattering	3
Marinette	James Pederson (Rep.)	5,382	5,380	Burt Rynders (Dem.)	1,315
Milwaukee, 1st	Thomas H. Conway (Rep.)	3,386	2,346	Joseph W. Zoern (Ind. Rep.)	341
Milwaukee, 2nd	Michael Lafey (Rep.)	2,860	1,508	Thomas J. Metcalf (Rep.)	2,295
Milwaukee, 3rd	Frank J. Weber (Soc.)	3,093	3,091	Scattering	3
Milwaukee, 4th	Thomas M. Duncan (Soc.)	2,333	2,332	Mrs. Jessie Eggers (Dem.)	1,172
Milwaukee, 5th	Herman G. Tucker (Soc.)	2,374	554	Martin Rappel (Dem.)	1,299
Milwaukee, 6th	Frederick J. Peterson (Rep.)	1,489	76	Frederick Kannenberg (Ind. Soc.)	303
Milwaukee, 7th	Alex. Ruffing (Soc.)	2,308	2,307	George Morissette (Ind. Dem.)	1,005
Milwaukee, 8th	John Polakowski (Soc.)	2,191	720	Scattering	2
Milwaukee, 9th	Julius Kiesner (Soc.)	2,920	954	Martin Binn (Soc.)	874
Milwaukee, 10th	John W. Eber (Rep.)	3,829	1,211	Wm. H. Park (Ind.)	1,040
				Scattering	2
				James Johnson (Soc.)	1,352
				Wm. J. O'Malley (Dem.)	396
				Scattering	2
				Scattering	1
				John J. Bonk (Dem.)	528
				Peter M. Peterson (Rep.)	1,820
				Eugene Cooney (Soc.)	1,413
				Scattering	1
				Louis S. Polowczynski (Rep.)	1,471
				Frank S. Kubatzki (Dem.)	856
				Louis S. Wiener (Rep.)	1,966
				Scattering	1
				Wm. E. Jordan (Soc.)	2,618
				Scattering	2

General Election, Nov. 7, 1922—Continued

Counties forming Assembly District	Assemblyman elected for term of two years	Vote	Plurality	Defeated candidates	Votes
Milwaukee, 11th.....	Olaf C. Olson (Soc.).....	3,643	2,756	Alex. J. Roselik (Dem.).....	887
				Scattering.....	1
Milwaukee, 12th.....	Lawrence J. Timmerman (Rep.).....	3,239	845	John C. Ritter (Soc.).....	2,394
Milwaukee, 13th.....	Richard Elsner (Soc.).....	1,679	12	Leander J. Pierson (Rep.).....	1,667
Milwaukee, 14th.....	George Gauer (Soc.).....	2,046	553	Edward F. Vollmer (Rep.).....	1,493
				Edward J. Watson (Dem.).....	137
Milwaukee, 15th.....	Theodore Engel (Rep.).....	4,400	1,809	Herman Kluckow (Soc.).....	2,591
				Mary L. Fitzpatrick (Dem.).....	295
Milwaukee, 16th.....	Chas. B. Perry, (Rep.).....	3,305	1,901	Otto C. J. A. Petterson (Soc.).....	1,404
Milwaukee, 17th.....	J. Herman Koch (Rep.).....	1,770	241	Elmer A. Krahn (Soc.).....	1,529
				Robt. J. Hopkins (Ind.).....	388
Milwaukee, 18th.....	Frank L. Prescott (Rep.).....	4,097	2,955	Mary R. Randolph (Dem.).....	1,142
				Wm. J. Prange (Soc.).....	1,020
				Scattering.....	1
Milwaukee, 19th.....	George C. Hinkley (Rep.).....	1,889	200	Frank H. Oakley (Soc.).....	1,689
				Scattering.....	1
Milwaukee, 20th.....	Albert F. Woller (Soc.).....	3,246	1,197	Chas. Meising (Rep.).....	2,049
Monroe.....	Edward Enschele (Rep.).....	3,029	3,008	Scattering.....	21
Oconto.....	Peter Ankerson (Rep.).....	3,336	1,584	Carl Riggins (Dem.).....	1,752
Outagamie, 1st.....	Chas. M. Schrimpf (Rep.).....	5,890	5,890		
Outagamie, 2nd.....	Anton M. Miller (Rep.).....	4,865	4,865		
Ozaukee.....	Fred J. Busse (Rep.).....	1,237	1,237	Gerhard Aussen (Dem.).....	1,073
Pierce.....	Chas. E. Hansen (Rep.).....	1,908	1,843	Scattering.....	65
Polk.....	George A. Nelsen (Rep.).....	4,032	4,023	Scattering.....	9
Portage.....	Ben Halverson (Rep.).....	4,087	1,490	James Tovey (Dem.).....	2,597
Price.....	Arvid B. Blomberg (Rep.).....	1,869	1,858	Scattering.....	11
Racine, 1st.....	W. Grant Nelson (Rep.).....	4,227	2,570	Wallace Ingalls (Ind. Rep.).....	1,657
Racine, 2nd.....	Jacob Stoffel, Jr. (Rep.).....	5,082	4,696	Ernest Anheuser (Soc.).....	386
Racine, 3rd.....	John H. Kamper (Rep.).....	3,498	2,706	Julius Jacobson (Soc.).....	131
				E. F. Rakow (Dem.).....	792
				Scattering.....	6
Richland.....	E. R. Cushman (Rep.).....	2,527	1,755	P. H. Slaney (Dem.).....	772
Rock, 1st.....	Alexander E. Matheson (Rep.).....	3,913	1,961	Leigh J. Woodworth (Ind.).....	1,952
Rock, 2nd.....	Herbert B. Moseley (Rep.).....	2,265	2,265		
Rusk, Sawyer.....	D. J. Summerville (Rep.).....	3,453	3,415	Scattering.....	38
St. Croix.....	Ethan B. Minier (Rep.).....	3,357	3,310	Scattering.....	47
Sauk.....	Dwight S. Welsh (Rep.).....	3,951	3,934	Scattering.....	17
Shawano.....	August Beversdorf (Rep.).....	4,983	4,554	William Dailey (Ind. Dem.).....	429

Sheboygan, 1st.....	Jacob Jung (Rep.).....	3,747	1,574	Ernst Kreuter (Soc.).....	2,173
				Scattering.....	3
Sheboygan, 2nd.....	Henry Ott (Rep.).....	3,608	3,073	James Mooney, Jr. (Ind. Dem.).....	535
				Scattering.....	4
Taylor.....	John Gamper (Rep.).....	2,532	2,250	D. J. Smith (Ind.).....	282
				Scattering.....	4
Trempealeau.....	George Schmidt (Rep.).....	2,517	2,511	Scattering.....	6
Vernon.....	A. E. Smith (Rep.).....	3,025	2,867	Scattering.....	158
Walworth.....	Frank E. Lawson (Rep.).....	3,372	2,860	Duncan McFarlane (Ind. Dem.).....	512
				Henry H. Tubbs (Proh.).....	297
				Scattering.....	47
Washington.....	Alf. J. Becker (Rep.).....	2,881	1,447	Jacob W. Wolf (Dem.).....	1,434
				Wm. S. Olwein (Ind. Rep.).....	989
				Scattering.....	1
Waukesha, 1st.....	Wm. A. Freehoff (Rep.).....	3,205	2,373	Albert Federer (Ind. Dem.).....	832
Waukesha, 2nd.....	Homer Dopp (Rep.).....	2,367	1,347	Judson Hall (Ind. Dem.).....	1,020
Waupaca.....	George W. Meggers (Ind. Rep.).....	3,667	542	Lila H. Matteson (Rep.).....	3,125
				Scattering.....	10
Winnebago, 1st.....	Chas. Rahr (Rep.).....	6,421	6,421	8
Winnebago, 2nd.....	George H. Jones (Rep.).....	4,370	4,362	Scattering.....	8
Wood.....	E. E. Royce (Rep.).....	6,099	5,684	H. Siebenhaar (Ind. Soc.).....	415
				Scattering.....	4

VOTE FOR JUSTICE OF SUPREME COURT

April 4, 1922

Counties	Total Vote	Burr W. Jones	John C. Kleist	Scattering
Adams.....	974	555	417	2
Ashland.....	2,701	1,548	1,153	
Barron.....	4,625	3,377	1,245	3
Bayfield.....	2,877	2,061	812	4
Brown.....	10,912	6,542	4,370	
Buffalo.....	2,400	1,561	713	126
Burnett.....	2,532	1,402	1,127	3
Calumet.....	2,864	1,242	1,622	
Chippewa.....	4,626	2,805	1,821	
Clark.....	5,406	3,851	1,555	
Columbia.....	6,457	4,436	2,020	1
Crawford.....	3,170	2,040	1,117	13
Dane.....	21,787	13,389	3,398	
Dodge.....	9,654	5,021	4,633	
Door.....	3,485	2,217	1,249	19
Douglas.....	8,772	7,011	1,754	7
Dunn.....	3,310	2,427	874	9
East Claire.....	7,897	4,525	3,369	3
Floraence.....	1,181	883	298	
Fond du Lac.....	8,250	5,657	2,593	
Forest.....	1,733	1,219	519	
Grant.....	8,048	6,211	1,831	6
Green.....	2,976	2,335	638	3
Green Lake.....	2,909	1,735	1,174	
Iowa.....	4,793	4,147	646	
Iron.....	1,357	935	422	
Jackson.....	3,032	2,118	914	
Jefferson.....	7,575	4,234	3,339	2
Juneau.....	3,328	2,351	864	113
Kenosha.....	6,601	4,021	2,580	
Kewaunee.....	2,529	1,453	1,076	
La Crosse.....	3,118	2,341	777	
Lafayette.....	4,318	3,491	809	18
Langlade.....	3,471	1,841	1,630	
Lincoln.....	4,898	2,685	2,213	
Manitowoc.....	8,715	3,245	5,470	
Marathon.....	11,367	5,741	5,626	
Marinette.....	7,071	3,772	3,299	
Marquette.....	1,923	964	956	3
Milwaukee.....	85,848	40,217	45,631	
Monroe.....	4,977	3,235	1,382	360
Oconto.....	4,603	2,872	1,724	7
Oneida.....	3,846	2,264	1,582	
Outagamie.....	9,396	5,091	4,305	
Ozaukee.....	2,794	1,500	1,294	
Pepin.....	1,373	903	332	138
Pierce.....	2,971	2,356	615	
Polk.....	4,031	2,502	1,518	11
Portage.....	5,778	3,554	2,219	5
Price.....	3,003	2,171	830	2
Racine.....	8,886	5,483	3,401	2
Richland.....	3,726	3,056	670	
Rock.....	10,263	8,190	2,073	
Rusk.....	2,607	1,873	734	
St. Croix.....	4,621	3,442	1,176	3
Sauk.....	4,799	3,139	1,659	1
Sawyer.....	1,399	1,078	321	
Shawano.....	4,051	2,063	1,980	8
Sheboygan.....	7,751	4,194	3,554	3
Taylor.....	2,682	1,716	943	23
Trempealeau.....	2,953	1,720	1,225	8
Vernon.....	3,279	2,513	766	
Vilas.....	1,103	756	343	4
Walworth.....	5,727	3,837	1,887	3
Washburn.....	2,009	1,328	673	8
Washington.....	4,408	2,166	2,242	
Waukesha.....	9,297	6,383	2,914	
Waupaca.....	4,476	3,091	1,385	
Waushara.....	2,049	1,501	548	
Winnebago.....	11,939	7,092	4,847	
Wood.....	7,261	4,409	2,845	7
Total.....	437,553	268,084	168,541	928

LEGISLATIVE SESSIONS

TERRITORIAL ORGANIZATION

Year	Time of meeting	Adjournment	Length of Session	No. representatives
1836.....	October 25th.....	Dec. 9, 1836.....	46 days.....	39
1837.....	November 6th.....	Jan. 20, 1838.....	76 days.....	39
1838.....	June 11th.....	June 25, 1838.....	15 days.....	38
1838.....	November 25th.....	Dec. 22, 1838.....	27 days.....	37
1839.....	January 21st.....	Mar. 11, 1839.....	50 days.....	39
1839.....	December 2d.....	Jan. 13, 1840.....	43 days.....	39
1840.....	August 3d.....	Aug. 14, 1840.....	12 days.....	39
1840.....	December 7th.....	Feb. 19, 1841.....	75 days.....	39
1841.....	December 6th.....	Feb. 19, 1842.....	76 days.....	39
1842.....	March 6th.....	Mar. 25, 1843.....	20 days.....	39
1843.....	March 27th.....	April 17, 1843.....	22 days.....	39
1843.....	December 4th.....	Jan. 31, 1844.....	59 days.....	39
1845.....	January 6th.....	Feb. 24, 1845.....	50 days.....	39
1846.....	January 5th.....	Feb. 3, 1846.....	30 days.....	39
1847.....	January 4th.....	Feb. 11, 1847.....	39 days.....	39
1847.....	October 18th.....	Oct. 27, 1847.....	10 days.....	39
1848.....	February 7th.....	Mar. 13, 1848.....	36 days.....	39

CONSTITUTIONAL CONVENTIONS

FIRST CONVENTION

Year	Time of meeting	Adjournment	Length of session	No. representatives
1846.....	October 5th.....	Dec. 16, 1846.....	73 days.....	124

SECOND CONVENTION

1847.....	December 15th.....	Feb. 1, 1848.....	48 days.....	65
-----------	--------------------	-------------------	--------------	----

WISCONSIN LEGISLATURE 1923

Senators*

Name	Address	Occupation	Sessions
Barber, J. L.	Marathon	Physician	1923
Benfey, Theodore	Sheboygan	Lawyer	1917-19-21-23
Bilgrien, Herman	Iron Ridge	Farmer	1919-21-23
Burke, Timothy	Green Bay	Lawyer	1909-11-13-15-17-19-21-23
Cashman, John E.	Denmark, R. 1	Farmer	1923
Casperson, C. B.	Frederic	Lumberman	1923
Clarke, Eugene F.	Galesville	Banker	1917-19-21-23
Czerwinski, Geo. F.	Milwaukee, 378½ 16th Ave.	Contractor	1921-23
Garey, A. E.	Edgerton	Lawyer	1923
Gottelman, Bernard	Milwaukee, 1466 26th St.	Salesman	1923
Heck, Max W.	Racine, 304 6th St.	Lawyer	1923
Hirsch, Jos. J.	Milwaukee, 663 11th St.	Salesman	1921-23
Huber, Henry A.	Stoughton	Lawyer	1913-15-17-19-21-23
Johnson, O. H.	Grafiot	Insurance	1923
Kemp, Marcus A.**	Superior	Machinist	1923
Kuckuk, Anton	Shawano	Merchant, Manfr.	1915-17-19-21-23
Lange, Herman T.	Eau Claire, 903 3rd Ave.	Wholesale grocer	1921-23
Mahon, Ben H.	Milwaukee, 357 Bartlett Ave.	Real Estate	1923
Moran, Bernard N.	Rhineland	Real Estate	1921-23
Morris, Oscar H.	Milwaukee, 1200 Prospect Ave.	Publisher	1921-23
Polakowski, Walter	Milwaukee, 1918 5th Ave.		1923
Quick, William E.	Milwaukee, 140 Iron St.	Lawyer	1923
Ridgway, Eldo T.	Elkhorn	Physician	1921-23
Roethe, Henry E.	Fennimore	Editor	1917-19-21-23
Schumann, John C.	Watertown, R. 2	Farmer	1923
Seyerson, Herman J.	Iola	Lawyer	1919-21-23
Skogmo, George B.	River Falls	Lawyer	1913-15-17-19-21-23
Smith, William L.	Neillsville	Tel. Mgr.	1921-23
Staudenmayer, George	Portage	Farmer	1915-17-19-21-23
Teadale, Howard	Sparta	Lawyer	1911-13-23
Titus, William A.	Fond du Lac, 58 Oak Ave.	Mfrg and farmer	1921-23
Werden, C. H.	Ashland, 809 Ellis Ave.	Lumber and banker	1921-23
White, Merrit F.	Winneconne	Agent	1911-13-23

*For members of previous legislatures, 1848-1915, see 1915 Blue Book.

**Elected Feb. 19, 1923 to fill vacancy caused by death of Senator-elect O. G. Kinney, Superior.

Assemblymen*

Name	Address	Occupation	Sessions
Allen, L. H.	Superior	Loco. engineer	1923
Ankerson, Peter	Suring, R. 2	Farmer	1921-23
Barker, James A.	Antigo, R. 2	Farmer	1923
Becker, Alfred G.	Allenton, R. 1	Farmer	1919-21-23
Bevensdorf, August	Shawano, R. 3	Farmer	1921-23
Blomberg, A. B.	Ogema, R. 1	Farmer	1923
Busse, Fred J.	Thiensville, R. 1	Farmer	1923
Caldwell, Robert	Lodi	Ret. farmer	1921-23
Conway, Thomas H.	Milwaukee, 172 Huron St.	Insurance	1921-23
Cushman, E. R.	Viola	Farmer	1921-23
Dahl, John L.	Rice Lake	Lawyer	1921-23
Dettinger, William F.	Hixton	Farmer	1919-21-23
Dieringer, Thomas J.	Campbellsport	Retired farmer	1923
Dopp, Homer R.	Oconomowoc	Farmer	1923
Duncan, Thomas U.	Milwaukee, 1269 Humboldt Ave.		1923
Eber, John W.	Milwaukee, 3514A Parkhill Ave.	Lawyer	1923
Ellenbecker, Henry	Wausau, 120 Fifth Ave. So.	Painter	1923
Elsner, Richard	Milwaukee, 140 N. Ave.	Lawyer	1923
Engel, Theodore	Milwaukee, 2820 Chestnut St.	Contractor	1917-21-23
Enschele, Edward	Tomah	Farmer	1923
Fredrich, Fred A.	Reedsville, R. 2	Farmer	1923
Frechhoff, W. A.	Waukesha	Journalist	1921-23
Gamper, John	Medford	Farmer	1915-17-21-23
Gauer, George	Milwaukee, 255 Burrell St.	Pressman	1923
Goodman, James	Argyle, R. 2	Farmer	1921-23
Grahn, William	Westfield		1923

Members of Assembly—Continued

Name	Address	Occupation	Sessions
Grandine, J. D.	Argonne	Farmer	1921-23
Grimstad, Carl M.	Mt. Horeb	Retired farmer	1919-21-23
Halverson, Ben.	Amherst Jc.	Farmer	1923
Hanson, C. E.	River Falls	Retired farmer	1917-21-23
Hanson, James C.	Deerfield, R. 3	Farmer	1917-21-23
Hefty, Fred K.	Monticello, R. 4	Farmer	1923
Hillman, Carl	Brillion	Farmer	1923
Hinckley, George C.	West Allis, 592-51st Ave.	Real estate	1923
Holly, Anton	Tisch Mills	Farmer	1921-23
Hutchison, Charles W.	Mineral Point	Retired farmer	1923
Johnson, Albert C.	Soldiers Grove	Banker	1921-23
Johnson, Erick H.	Frederic, R. 1	Farmer	1921-23
Jones, George H.	Oshkosh, R. 4	Retired farmer	1921-23
Jung, Jacob	Sheboygan, 822 Jefferson Ave.	Merchant	1923
Kamke, Richard	Merrill	Farm implements	1923
Kamper, John H.	Franksville, R. 1	Farmer	1909-11-23
Kiesner, Julius	Milwaukee, 592 19th St.	Clerk	1919-21-23
Killian, Eugene H.	Watertown	Printer	1921-23
Koch, John Herman	Milwaukee, 801 S. Delaware Ave	Clergyman	1923
Koenigs, Math	Fond du Lac	Farmer	1923
Laffey, Michael	Milwaukee, 234 17th St.	Real estate	1923
Lawson, Frank E.	Walworth	Banker	1923
Liehe, Charles H.	Chippewa Falls, R. 8	Farmer	1923
Lindahl, Sixtus	Superior	Retired merchant	1923
Mark, H. M.	Hurley	Iron dealer, laundryman	1921-23
Matheson, Alexander E.	Janesville	Lawyer	1921-23
Meggers, George W.	Clintonville	Farmer	1923
Miller, Anton M.	Kaukauna	Farmer	1921-23
Miller, William F.	West Salem	Retired farmer	1921-23
Millar, J. D.	Menomonie, R. 2	Farmer	1911-13-23
Minier, Ethan B.	New Richmond	Farmer, attorney	1923
Moseley, Herbert B.	Beloit, R. 26	Farmer	1923
Moul, Fred E.	Burnett Junction	Farmer	1921-23
Nauman, Robert	Manitowoc, 1908 Clark St.	Taxi driver	1923
Nein, Henry	La Crosse, 125 West Ave. So.	Railway engineer	1923
Nelson, George A.	Milwaukee	Farmer	1921-23
Nelson, W. Grant	Racine, 2308 17th St.	Engineer	1923
Oliver, James T.	Green Bay, 900 3rd St.	Engineer	1921-23
Olsen, Olaf C.	Milwaukee, 815 Forest Home Ave		1923
Ott, Henry	Plymouth, R. 2	Farmer	1913-15-21-23
Pederson, James	Marinette, 212 Leonard St.	Fish dealer	1923
Peltier, John	Brussels	Farmer	1921-23
Perry, Charles B.	Milwaukee, 806 Majestic Bldg.	Lawyer	1923
Peterson, Fred J.	Milwaukee, 421 4th St.	Physiotherapy	1921-23
Polsakowski, John	Milwaukee, 590 Grant St.	Salesman	1923
Prescott, Frank L.	Milwaukee, 1281 Frederick Ave.	Publisher	1915-21-23
Price, Clinton G.	Mauston	Lawyer	1923
Rahr, Charles	Oshkosh, 71 Rahr Ave.	Retired	1923
Royce, E. E.	Marshfield	Farmer	1923
Ruffing, Alex C.	Milwaukee, 1421 Wright St.	Machinist	1919-21-23
Sachtjen, Herman W.	Madison, 218 N. Blair St.	Lawyer	1921-23
Salter, John W.	Unity	Farmer	1923
Saugen, Chris N.	Eleva, R. 1	Farmer	1905-17-23
Schmidt, George	Arcadia, R. 4	Farmer	1923
Schmidt, G. W.	Stanley	Farmer	1923
Schrimpf, Charles M.	Appleton	Cigar maker	1923
Shearer, Conrad	Kenosha, 586 Sheridan Road.	Sec. Mfg. Asso.	1923
Slack, George	Platteville	Farmer	1923
Smith, A. E.	Viroqua	Insurance	1923
Smith, Fred C.	Ashland, 1118 Vaughn Ave.	Florist	1923
Spoor, Newcomb	Berlin	Retired	1911-13-17-23
Stoffel, Jacob	Racine	Merchant	1923
Summerville, D. J.	Ladysmith	Farmer	1921-23
Timmerman, Lawrence	Milwaukee, 847 37th St.	Lawyer	1923
Tucker, Herman G.	Milwaukee, 945½ Robinson Ave.	Machinist	1923
Tuffley, Charles E.	Boscobel	Retired farmer	1921-23
Vincent, D. J.	Genoa Junction	Retired farmer	1923
Warden, Alfred M.	Washburn	Lawyer	1923
Weber, Frank J.	Milwaukee, 1223 Locust St.	Ogr.	1907-00-11-23
Welch, Dwight S.	Baraboo, R. 4	Farmer	1923
Wheelan, Dutee A.	Mondovi	Banker	1923
Woller, Albert F.	Milwaukee, 1191 23rd St.	Machinist	1923
Zierner, Herman A.	Watertown, R. 10	Farmer	1921-23
Zittlow, Gustav	West De Pere, R. 1	Farmer	1921-23

*For members of previous legislatures, see 1915 Blue Book.

STATE ORGANIZATION

- First Session*—The first session of the State Legislature was held at the Capitol at Madison, on Monday, the fifth day of June, A. D. 1848, pursuant to the Constitution, which had been adopted by a large majority of the people. The apportionment of Senators and Representatives was under Constitutional provisions, until otherwise declared by law. It convened June 5, 1848, and adjourned August 21, 1848, seventy-eight days. There were eighty-five members.
- Second Session*—Convened on the 10th of January, 1849, and adjourned April 2, 1849, eighty-three days, eighty-five members.
- Third Session*—Convened January 9, and adjourned February 11, 1850, thirty-four days, eighty-five members.
- Fourth Session*—Convened January 8, 1851, and adjourned March 17, 1851, sixty-nine days, eighty-five members.
- Fifth Session*—Convened January 14, 1852, and adjourned April 19, 1852, ninety-seven days, eighty-five members.
- Sixth Session*—This legislature convened on the 12th of January, 1853, and adjourned on the 4th of April, 1853, until the 6th day of June following, for the purpose that the Senate might sit as a Court of Impeachment, and the Assembly be present to prosecute the trial of Levi Hubbell, Judge of the Second Judicial Circuit, against whom Articles of Impeachment had been exhibited charging him with acts of corrupt conduct and malfeasance in office. For this purpose the Legislature again convened on the 6th day of June, and adjourned finally on the 13th of July, 1853. The legislative session amounted to one hundred and twenty-one days, with one hundred and seven members.
- Seventh Session*—Convened January 11, 1854, and adjourned April 3, 1854, eighty-three days, one hundred and seven members.
- Eighth Session*—Convened January 10, 1855, and adjourned April 2, 1855, eighty-three days, one hundred and seven members.
- Ninth Session*—Convened January 9, 1856, and took a recess from March 31, 1856, to September 3, 1856, and adjourned October 14, 1856, one hundred and twenty-five days, one hundred and seven members.
- Tenth Session*—Convened January 14, and adjourned March 9, 1857, fifty-five days, one hundred and seven members.
- Eleventh Session*—Convened January 13, and adjourned May 17, 1858, one hundred and twenty-five days, one hundred and twenty-seven members.
- Twelfth Session*—Convened January 12, 1859, and adjourned March 21, 1859, sixty-nine days, one hundred and twenty-seven members.
- Thirteenth Session*—Convened January 11, 1860, and adjourned April 2, 1860, eighty-three days, one hundred and twenty-seven members.
- Fourteenth Session*—Convened January 9, and adjourned April 17, 1861. Met in special session May 15, and adjourned May 27, 1861, a total of one hundred and twelve days, one hundred and twenty-seven members.
- Fifteenth Session*—Convened January 8, 1862, and adjourned April 17, 1862. Re-convened June 3, 1862, and adjourned June 17, 1862. Met in extra session September 10, 1862, and adjourned September 26, 1862, a total of one hundred and twenty-two days, one hundred and thirty-three members.
- Sixteenth Session*—Convened January 14, 1863, and adjourned April 2, 1863, seventy-nine days, one hundred and thirty-three members.
- Seventeenth Session*—Convened January 13, 1864, and adjourned April 4, 1864, eighty-three days, one hundred and thirty-three members.
- Eighteenth Session*—Convened January 11, 1865, and adjourned April 10, 1865, ninety days, one hundred and thirty-three members.
- Nineteenth Session*—Convened January 10, 1866, and adjourned April 12, 1866, ninety-three days, one hundred and thirty-three members.

- Twentieth Session*—Convened January 9, 1867, and adjourned April 11, 1867, ninety-three days, one hundred and thirty-three members.
- Twenty-first Session*—Convened January 8, 1868, and adjourned March 6, 1868, fifty-nine days, one hundred and thirty-three members.
- Twenty-second Session*—Convened January 13, 1869, and adjourned March 11, 1869, fifty-eight days, one hundred and thirty-three members.
- Twenty-third Session*—Convened January 12, 1870, and adjourned March 17, 1870, sixty-five days, one hundred and thirty-three members.
- Twenty-fourth Session*—Convened January 11, 1871, and adjourned March 25, 1871, seventy-four days, one hundred and thirty-three members.
- Twenty-fifth Session*—Convened January 10, 1872, and adjourned March 26, 1872, seventy-seven days, one hundred and thirty-three members.
- Twenty-sixth Session*—Convened January 8, 1873, and adjourned March 20, 1873, seventy-two days, one hundred and thirty-three members.
- Twenty-seventh Session*—Convened January 14, 1874, and adjourned March 12, 1874, fifty-eight days, one hundred and thirty-three members.
- Twenty-eighth Session*—Convened January 13, 1875, and adjourned March 6, 1875, fifty-three days, one hundred and thirty-three members.
- Twenty-ninth Session*—Convened January 12, 1876, and adjourned March 14, 1876, sixty-three days, one hundred and thirty-three members.
- Thirtieth Session*—Convened January 10, 1877, and adjourned March 8, 1877, fifty-eight days, one hundred and thirty-three members.
- Thirty-first Session*—Convened January 9, 1878, and adjourned March 21, 1878. Met in extra session June 4, 1878, for the purpose of completing the revision of the statutes, and adjourned June 7, 1878. Officers same as at regular session. Seventy-six days, one hundred and thirty-three members.
- Thirty-second Session*—Convened January 8, 1879, and adjourned March 5, 1879, fifty-seven days, one hundred and thirty-three members.
- Thirty-third Session*—Convened January 14, 1880, and adjourned March 17, 1880, sixty-four days, one hundred and thirty-three members.
- Thirty-fourth Session*—Convened January 12, 1881, and adjourned April 4, 1881, eighty-three days, one hundred and thirty-three members.
- Thirty-fifth Session*—Convened January 11, 1882, and adjourned March 31, 1882, eighty days, one hundred and thirty-three members.
- Thirty-sixth Session*—Convened January 10, 1883, and adjourned April 4, 1883, eighty-five days, one hundred and thirty-three members.
- Thirty-seventh Session*—Convened January 14, 1885, and adjourned April 13, 1885, eighty-nine days, one hundred and thirty-three members.
- Thirty-eighth Session*—Convened January 12, 1887, and adjourned April 15, 1887, ninety-three days, one hundred and thirty-three members.
- Thirty-ninth Session*—Convened January 9, 1889, adjourned April 19, 1889, one hundred days, one hundred and thirty-three members.
- Fortieth Session*—Convened January 14, 1891, and adjourned April 25, 1891, one hundred and one days, one hundred and thirty-three members. Met in special session June 28, 1892, for the purpose of apportioning the state into senate and assembly districts. Adjourned July 1st, 1892, four days. Met in second special session October 17, 1892, for the purpose of apportioning the state into senate and assembly districts, former apportionments having been declared unconstitutional by the Supreme Court. Adjourned October 27, 1892, ten days.
- Forty-first Session*—Convened January 11, 1893, and adjourned April 20, 1893, one hundred days, one hundred and thirty-three members.
- Forty-second Session*—Convened January 9, 1895, adjourned April 20, 1895, one hundred and two days, one hundred and thirty-three members. Met in special session February 18, 1896, adjourned February 28, 1896, ten days.

- Forty-third Session*—Convened January 13, 1897. Recess from April 24, to August 17. Met August 17 for the purpose of passing upon revision of the statutes. Adjourned August 20, 1897, one hundred and six days, one hundred and thirty-three members.
- Forty-fourth Session*—Convened January 11, 1899, adjourned May 4, 1899, one hundred and fourteen days, one hundred and thirty-three members.
- Forty-fifth Session*—Convened January 9, 1901, adjourned May 15, 1901, one hundred and twenty-six days, one hundred and thirty-three members.
- Forty-sixth Session*—Convened January 14, 1903, adjourned May 23, 1903, one hundred and thirty days, one hundred and thirty-three members.
- Forty-seventh Session*—Convened January 11, 1905, adjourned June 21, 1905, one hundred and sixty-three days, one hundred and thirty-three members. Met in special session December 4, 1905, adjourned December 19, 1905, fifteen days.
- Forty-eighth Session*—Convened January 9, 1907, adjourned July 16, 1907, one hundred and eighty-nine days, one hundred and thirty-three members.
- Forty-ninth Session*—Convened January 13, 1909, adjourned June 18, 1909, one hundred and fifty-six days, one hundred and thirty-three members.
- Fiftieth Session*—Convened January 11, 1911, adjourned July 15, 1911, one hundred and eighty-five days, one hundred and thirty-three members. Met in special session April 30, 1912, for the purpose of granting aid to Black River Falls for damage done by flood; for improvement of Portage levee system, etc., adjourned May 6, 1912.
- Fifty-first Session*—Convened January 8, 1913, adjourned August 9, 1913, two hundred and thirteen days, one hundred and thirty-three members.
- Fifty-second Session*—Convened January 13, 1915, adjourned August 24, 1915, two hundred and twenty-three days, one hundred and thirty-three members. Met in special session October 10, 1916, for the purpose of providing means for taking the soldier vote of Wisconsin men on the Mexican border, adjourned October 11, 1916.
- Fifty-third Session*—Convened January 10, 1917, adjourned July 16, 1917, one hundred and eighty-seven days, one hundred and thirty-three members. Met in special session, February 19, 1918, to provide funds with which to repel invasion, amend the soldier voting law, etc., adjourned March 9, 1918. Met in special session September 24, 1918, to provide for military training at normal schools and to authorize municipalities to invest in securities of the United States government, adjourned September 25, 1918.
- Fifty-fourth Session*—Convened January 8, 1919, adjourned July 30, 1919, two hundred and three days, one hundred and thirty-three members. Met in special session September 4, 1919, to provide for financing the soldier bonus, adjourned September 8, 1919, four days. Met in special session May 25, 1920, to make emergency appropriations to provide for establishing a state hospital in connection with the university, adjourned June 4, 1920, nine days.
- Fifty-fifth Session*—Convened January 12, 1921, adjourned July 14, 1921, one hundred and eighty-one days, one hundred and thirty-three members. Met in special session March 22, 1922, to consider important income tax legislation, adjourned March 28th, six days.
- Fifty-sixth Session*—Convened January 10, 1923.

OFFICERS AND COMMITTEES OF THE ASSEMBLY, 1923

George F. Comings, Lieut. Governor, Eau Claire.....	President
Henry A. Huber, Senator, Stoughton.....	President Pro Tem
F. W. Schoenfeld, Edgerton.....	Chief Clerk
Charles A. Leicht, New Lisbon.....	Sergeant-at-arms

STANDING COMMITTEES

Corporations—Senators Severson (Chairman), Hirsch, Cashman, Skogmo, Johnson, Czerwinski, and Werden.

Education and Public Welfare—Senators Ridgway (Chairman), Moran, Kemp, Barber, White, Morris, and Clark.

Judiciary—Senators Teasdale (Chairman), Heck, Quick, Burke, Benfey, Garey, and Mahon.

State Affairs—Senators Titus (Chairman), Roethe, Bilgrien, Smith, Schumann, Lange, and Gettelman.

Joint Committee on Finance—Senators Huber, Kuckuk, Polakowski, Casperson, and Schumann.

Highways—Senators Cashman (Chairman), Casperson, Standenmayer, Polakowski, and Kemp.

Contingent Expenditures—Senators Roethe (Chairman), Quick, Garey, Gettelman, and Werden.

Committee on Committees—Senators Severson (Chairman), Ridgway, and Huber.

OFFICERS AND COMMITTEES OF THE SENATE, 1923

John L. Dahl, Assemblyman, Rice Lake.....	Speaker
C. E. Shaffer, Madison.....	Chief Clerk
T. W. Bartingale, Chippewa Falls.....	Sergeant-at-arms

STANDING COMMITTEES

Judiciary—Chairman, Herman W. Sachtjen; Alexander E. Matheson, Clinton Price, A. M. Warden, Ethan B. Minier, Charles B. Perry, Richard Elsner, Lawrence Timmerman, John W. Eber, Olaf C. Olsen, D. A. Whelan.

State Affairs—Chairman, James Goodman; Frank J. Weber, Gustav Zittlow, J. D. Grandine, W. A. Freehoff, Frank L. Prescott, John W. Salter, F. C. Smith, Ben Halverson, H. B. Moseley, J. H. Kamper.

Education—Chairman, J. D. Millar; E. R. Cushman, E. H. Johnson, Geo. W. Schmidt, C. W. Hutchison, J. Herman Koch, Homer R. Dopp, George Slack, John Polakowski.

Municipalities—Chairman, Ethan B. Minier; Charles B. Perry, T. H. Conway, Julius Kiesner, Theo. Engel, Chas. Rahr, Richard Kamke, Lawrence Timmerman, Jacob Stoffel, Sixtus Lindahl, Jacob Jung.

Agriculture—Chairman, J. C. Hanson; Anton Holly, Fred E. Moul, Peter Ankerson, Herman A. Ziemer, D. G. Vincent, E. E. Royce, Carl Hillmann, Geo. W. Meggers.

Insurance and Banking—Chairman, A. C. Johnson; Aug. Beversdorf, D. A. Whelan, F. E. Lawson, Richard Elsner, Ben Halverson, E. H. Johnson, Michael Laffey, F. K. Hefty.

Finance—Chairman, C. E. Tuffley; John Gamper, D. J. Summerville, Alex C. Ruffing, Robert Caldwell, Alevander E. Matheson, A. E. Smith, Clinton Price, Chas. H. Liehe.

Labor—Chairman, Eugene H. Killian; A. M. Miller, Jas. T. Oliver, L. H. Allen, Henry Nein, Chas. M. Schrimpf, H. G. Tucker, Conrad Shearer, Fred J. Busse.

Commerce and Manufacturers—Chairman, F. J. Petersen; W. A. Freehoff, A. M. Miller, Henry Ellenbecker, F. A. Fredrich, Math Koenigs, Homer Dopp.

Transportation—Chairman, Henry Ott, A. M. Warden, Jas. T. Oliver, D. G. Vincent, Geo. C. Hinkley, F. S. Smith, Albert F. Woller.

Fish and Game—Chairman, Newcomb Spoor; James Pederson, John Peltier, A. B. Blomberg, Wm. A. Grahn, H. M. Mark, R. Naumann.

Taxation—Chairman, C. E. Hanson; Henry Ott, W. F. Miller, George Schmidt, A. B. Blomberg, T. M. Duncan, Jas. A. Barker.

Elections—Chairman, W. F. Miller; J. C. Hanson, T. H. Conway. F. J. Petersen, Aug. Beversdorf, Geo. A. Nelson, Julius Kiesner.

Excise and Fees—Chairman, John Peltier; Eugene H. Killian, J. D. Grandine, George Schmidt, E. R. Cushman, Geo. C. Hinkley, Sixtus Lindahl.

Highways—Chairman, Geo. A. Nelson; C. E. Hanson, C. N. Saugen, Wm. F. Dettinger, A. G. Becker, D. S. Welch, F. A. Fredrich.

Printing—Chairman, Anton Holly; D. S. Welch, George Slack, J. W. Salter, H. B. Moseley.

Public Welfare—Chairman, C. M. Grimstad; Geo. H. Jones, Math Koenigs, W. Grant Nelson, George Gauer, Thos. J. Dieringer, Edward Eirschele.

Engrossed Bills—Chairman, Wm. F. Dettinger, L. H. Allen, Thos. J. Dieringer.

Enrolled Bills—Chairman, Peter Ankerson; John W. Eber, Henry Nein.

Third Reading—Chairman, A. G. Becker; Albert F. Woller, Carl Hillman.

Revision—Chairman, Geo. H. Jones; Jacob Jung, Edward Eirschele, Fred J. Busse, Thos. M. Duncan.

Contingent Expenditures—Chairman, Fred E. Moul; E. E. Royce, James A. Barker, Henry Ellenbecker, C. W. Hutchison.

Rules—Chairman, Herman W. Sachtjen; C. E. Hanson, J. C. Hanson, Geo. A. Nelson, Chas. E. Tuffley, Newcomb Spoor, J. D. Millar, Clinton Price, James Goodman, Ethan B. Minier, J. L. Dahl, ex-officio.

LEGISLATIVE VISITING COMMITTEE

Senator C. B. Casperson of Frederic, of the Joint Committee on Finance.
Senator J. L. Barber of Marathon, of the Committee on Education and Public Welfare.

Assemblyman Fred C. Smith of Ashland, Committee on State Affairs.
Assemblyman Gustav Zittlow of West De Pere, Committee on State Affairs.

Assemblyman John Gamper of Medford, Finance Committee.
Assemblyman Alex C. Ruffing of Milwaukee, Finance Committee.

LEGISLATIVE EMPLOYES

SENATE

Chief Clerk's Force—

Charles E. Mullen, Assistant Chief Clerk.

H. D. Laube, Journal Clerk.

Chas. Knoche, Assistant Journal Clerk.

Lloyd B. Cain, Bookkeeper.
 R. A. Cobban, Assistant Bookkeeper.
 D. J. Hotchkiss, Enrolling Clerk.
 Wm. Blake, Revision Clerk.
 Alfred Sorenson, Index Clerk.
 C. E. Fitzgibbons, Clerk Committee on Judiciary.
 A. R. Millett, Clerk Committee on State Affairs.
 Earl Kneevers, Clerk Committee on Finance.
 Harold Taylor, Stenographer.
 John McGrath, Clerk Committee on Highways.
 Emil Hartman, Mailing Clerk.
 Alfred Nickel, Clerk Committee on Education and Public Welfare.
 Oliver Knudsen, Clerk Committee on Corporations.
 Martin W. Henderson, Stenographer.
 Alfred E. Green, Engrossing Clerk.
 Earl N. Roen, Typist.
 F. Eugene Simon, Typist.
 Rudolph Anderson, Typist.

Sergeant at Arms' Force—

John J. Knudsen, Waupaca, Assistant Sergeant.
 Joseph V. Janda, Madison, Postmaster.
 Henry Casserly, Madison, Document Clerk.
 Herbert E. Wedge, Portage, Day Policeman.
 George A. Clark, Prairie du Sac, Gallery Attendant.
 Frank W. Cosgrove, Fond du Lac, Night Watchman.
 Stephen D. Macomber, New Lisbon, Night Laborer.
 George V. Vaughn, Stevens Point, Night Laborer.
 Sam Sigman, Two Rivers, Night Messenger.
 Donald Perry, Madison, Messenger.
 Marvin F. Hartman, Madison, Messenger.
 Donald Gallagher, Madison, Messenger.
 Albert Helland, Madison, Messenger.
 Adamson Hoebel, Madison, Messenger.
 Henry Cline, Dane, Messenger.
 Edward Lenahan, Madison, Messenger.
 Henry T. Danielson, Madison, Messenger.
 Harvey P. Knudsen, Waupaca, Messenger.
 Robert Learmonth, Elkhorn, Messenger.
 Vivian Robison, New Lisbon, Messenger.

ASSEMBLY

Chief Clerk's Force—

W. A. Lawton, Richland Center, Journal Clerk.
 Max H. Albertz, Madison, Assistant Journal Clerk.
 W. J. Goldschmidt, Milwaukee, General Clerk.
 M. B. Pinkerton, Madison, Bookkeeper.
 H. O. Femrite, Madison, Assistant Bookkeeper.
 Leo J. Federer, Waukesha, General Clerk.
 R. F. Duckert, Madison, Index Clerk.
 R. P. Maffet, Madison, Proof Reader and Enrolling Clerk.
 W. C. Dean, Madison, Proof Reader and Enrolling Clerk.
 Robert Harrison, Jr., Madison, Mailing Clerk.
 A. C. Bocher, Milwaukee, Voting Machine Operator.
 V. G. Gilbertson, Eau Claire, Stenographer.
 A. F. Stofen, Racine, Stenographer.
 H. W. Le Bre, Madison, Stenographer.

H. A. Degner, Fall Creek, Stenographer.
 G. W. Rossmassler, Madison, Stenographer.
 O. P. Lehner, Madison, Stenographer.
 J. W. Sigl, Jr., Appleton, Stenographer.
 L. G. Dahl, Madison, Stenographer.
 Maurice Perstein, Madison, Typist.
 Thomas Watson, Madison, Stenographer.
 James Hanson, Waupaca, Stenographer.
 Jesse D. Loberg, Nelsonville, Typist.
 H. T. Ellingson, Madison, Typist.
 H. B. Huddleston, Ladysmith, Stenographer.

Sergeant at Arms' Force—

Olof Goldstrand, Rhinelander, Assistant Sergeant at Arms.
 B. M. Dresden, Ladysmith, Custodian of Document Room.
 E. V. Latchford, Madison, Assistant Custodian of Document Room.
 Frank C. Densmore, Sharon, Postmaster.
 Henry E. Bruns, Madison, Post-office Messenger.
 Harry L. McMurray, Madison, Floor Police.
 James W. Brown, Madison, Cloak Room Attendant.
 E. F. Appleby, Madison, Gallery Police.
 Ingvald Hembre, Greenwood, Gallery Police.
 Charles W. Puestow, Oshkosh, Night Watchman.
 Adolph Sprain, West Salem, Night Laborer.
 Wm. A. Anschuetz, Boscobel, Night Laborer.
 Lou A. Bently, Madison, Messenger.
 Myron Halperin, Madison, Messenger.
 Henry L. Fearer, Madison, Messenger.
 Chester S. Gill, Madison, Messenger.
 Martinus J. Dyrud, Baraboo, Messenger.
 Sterling Sorenson, Pine River, Messenger.
 Ted J. Field, Rice Lake, Messenger.
 Vernon H. Meyer, Madison, Messenger.
 Donald R. Miller, Boscobel, Messenger.
 Wilbur P. Sachtjen, Madison, Messenger.
 Adolph Schaller, Madison, Messenger.
 William C. Marshall, Argonne, Messenger.
 Edwin Pederson, Marinette, Messenger.
 Gordon R. Clossway, Merrillan, Messenger.

REPRESENTATIVES OF THE PRESS

Fred L. Holmes—Holmes News Syndicate, La Crosse Tribune, Superior Telegram.
Paul F. Hunter—Hunter News Bureau.
Fred C. Sheasby—Milwaukee Sentinel.
O. L. Scott—Associated Press.
H. J. Wymer—Associated Press.
Herbert Little—United Press.
Robert S. Allen—Wisconsin State Journal.
William P. Welch—Eau Claire Telegram.
J. Craig Ralston—Milwaukee Journal.
Edward Hine—Milwaukee Sentinel.
A. O. Barton—Wisconsin Farmer.
Harry G. Croy—Wisconsin News.
O. D. Brandenburg—Wisconsin State Press Association, Wisconsin Daily League, (Special Correspondent).
Wm. T. Evjue—Capital Times.



MEMBERS OF ASSEMBLY—1923

(1) Chas. M. Schimpf, (2) Anton M. Miller, (3) Fred J. Busse, (4) Charles E. Hanson, (5) Geo. A. Nelson, (6) Ben Halverson, (7) A. B. Blomberg, (8) W. Grant Nelson, (9) Jacob Stoffel, (10) John H. Kamper.

REPRESENTATIVES IN CONGRESS

DELEGATES TO CONGRESS

FROM THE TERRITORY OF WISCONSIN

Names	When elected	Names	When elected
George W. Jones.....	Oct. 10, 1836	Henry Dodge.....	Sept. 25, 1843
James D. Doty.....	Sept. 10, 1838	Morgan L. Martin.....	Sept. 22, 1845
James D. Doty.....	Aug. 5, 1840	John H. Tweedy.....	Sept. 6, 1847
Henry Dodge.....	Sept. 27, 1841		

UNITED STATES SENATORS

SINCE THE ORGANIZATION OF THE STATE GOVERNMENT

Names	When elected	Names	When elected
Isaac P. Walker.....	June 8, 1848	John C. Spooner.....	Jan. 28, 1885
Henry Dodge.....	June 8, 1848	Philetus Sawyer.....	Jan. 26, 1887
Isaac P. Walker.....	Jan. 17, 1849	William F. Vilas.....	Jan. 28, 1891
Henry Dodge.....	Jan. 20, 1851	John L. Mitchell.....	Feb. 8, 1893
Charles Durkee.....	Feb. 1, 1855	John C. Spooner.....	Jan. 27, 1897
James R. Doolittle.....	Jan. 23, 1857	J. V. Quarles.....	Jan. 31, 1899
Timothy O. Howe.....	Jan. 23, 1861	John C. Spooner.....	Jan. 28, 1903
James R. Doolittle.....	Jan. 22, 1863	Robert M. La Follette.....	Jan. 25, 1905
Timothy O. Howe.....	Jan. 24, 1867	Isaac Stephenson.....	May 17, 1907
Matthew H. Carpenter.....	Jan. 26, 1869	Isaac Stephenson.....	Jan. 27, 1909
Timothy O. Howe.....	Jan. 21, 1873	Robert M. La Follette.....	Jan. 25, 1911
Angus Cameron.....	Feb. 3, 1875	Paul O. Husting.....	Nov. 4, 1914
Matthew H. Carpenter.....	Jan. 22, 1881	Robert M. La Follette.....	Nov. 7, 1916
Philetus Sawyer.....	Jan. 26, 1881	Irvine L. Lenroot.....	April 2, 1918
Angus Cameron.....	Mar. 10, 1881	Irvine L. Lenroot.....	Nov. 2, 1920
		Robert M. La Follette.....	Nov. 7, 1922

REPRESENTATIVES

SINCE THE ORGANIZATION OF THE STATE GOVERNMENT
(By Congress)

1847-49	XXXth Congress.	1855-57	XXXIVth Congress
	1st Dist.—Wm. Pitt Lynde ¹ 2d Dist.—M. C. Darling		1st Dist.—Daniel Wells, Jr. 2d Dist.—C. C. Washburn 3d Dist.—Chas. Billingshurst
1849-51	XXXIst Congress	1857-59	XXXVth Congress
	1st Dist.—Charles Durkee 2d Dist.—Orasmus Cole 3d Dist.—James D. Doty		1st Dist.—John F. Potter 2d Dist.—C. C. Washburn 3d Dist.—Chas. Billingshurst
	XXXIIId Congress		XXXVIth Congress
1851-53	1st Dist.—Charles Durkee 2d Dist.—Ben C. Eastman 3d Dist.—John B. Macey	1859-61	1st Dist.—John F. Potter 2d Dist.—C. C. Washburn 3d Dist.—C. H. Larrabee
	XXXIIIId Congress		XXXVIIth Congress
	1853-55		1st Dist.—Daniel Wells, Jr. 2d Dist.—Ben C. Eastman 3d Dist.—John B. Macey

¹ Elected May 8, and took their seats June 5 and 9, 1848.

Representatives in Congress—Continued.

1863-65	XXXVIIIth Congress 1st Dist.—James S. Brown 2d Dist.—Ithamar C. Sloan 3d Dist.—Amasa Cobb 4th Dist.—C. A. Eldridge 5th Dist.—Ezra Wheeler 6th Dist.—W. D. McIndoe	1879-81	XLVIth Congress 1st Dist.—Chas. G. Williams 2d Dist.—Lucien B. Caswell 3d Dist.—Geo. C. Hazelton 4th Dist.—Peter V. Deuster 5th Dist.—Edward S. Bragg 6th Dist.—Gabriel S. Bouck 7th Dist.—H. L. Humphrey 8th Dist.—Thaddeus C. Pound
1865-67	XXXIXth Congress 1st Dist.—Halbert E. Payne 2d Dist.—Ithamar C. Sloan 3d Dist.—Amasa Cobb 4th Dist.—C. A. Eldredge 5th Dist.—Philetus Sawyer 6th Dist.—Walter D. McIndoe	1881-83	XLVIIth Congress 1st Dist.—Chas. G. Williams 2d Dist.—Lucien B. Caswell 3d Dist.—Geo. C. Hazelton 4th Dist.—Peter V. Deuster 5th Dist.—Edward S. Bragg 6th Dist.—Richard Guenther 7th Dist.—H. L. Humphrey 8th Dist.—Thaddeus C. Pound
1867-69	XLth Congress 1st Dist.—Halbert E. Paine 2d Dist.—Benj. F. Hopkins ³ 3d Dist.—Amasa Cobb 4th Dist.—Charles A. Eldredge 5th Dist.—Philetus Sawyer 6th Dist.—C. C. Washburn	1883-85	XLVIIIth Congress 1st Dist.—John Winans 2d Dist.—Daniel H. Sumner 3d Dist.—Burr W. Jones 4th Dist.—Peter V. Deuster 5th Dist.—Joseph Rankin 6th Dist.—Richard Guenther 7th Dist.—G. M. Woodward 8th Dist.—William T. Price 9th Dist.—Isaac Stephenson
1869-71	XL1st Congress 1st Dist.—Halbert E. Paine 2d Dist.—Benj. F. Hopkins David Atwood 3d Dist.—Amasa Cobb 4th Dist.—Charles A. Eldredge 5th Dist.—Philetus Sawyer 6th Dist.—C. C. Washburn	1885-87	XLIXth Congress 1st Dist.—Lucien B. Caswell 2d Dist.—Edward S. Bragg 3d Dist.—R. M. La Follette 4th Dist.—I. W. Van Schaick 5th Dist.—Joseph Rankin ¹ T. R. Hudd 6th Dist.—Richard Guenther 7th Dist.—Ormsby B. Thomas 8th Dist.—William T. Price ² Hugh H. Price 9th Dist.—Isaac Stephenson
1871-73	XLIIth Congress 1st Dist.—Alexander Mitchell 2d Dist.—Gerry W. Hazelton 3d Dist.—J. Allen Barber 4th Dist.—Charles A. Eldredge 5th Dist.—Philetus Sawyer 6th Dist.—Jeremiah M. Rusk	1887-89	Lth Congress 1st Dist.—L. B. Caswell 2d Dist.—Richard Guenther 3d Dist.—R. M. La Follette 4th Dist.—Henry Smith 5th Dist.—T. R. Hudd 6th Dist.—C. B. Clark 7th Dist.—Ormsby B. Thomas 8th Dist.—Nils P. Haugen 9th Dist.—Isaac Stephenson
1873-75	XLIIIth Congress 1st Dist.—Chas. G. Williams 2d Dist.—Gerry W. Hazelton 3d Dist.—J. Allen Barber 4th Dist.—Alexander Mitchell 5th Dist.—Chas. A. Eldredge 6th Dist.—Philetus Sawyer 7th Dist.—Jeremiah M. Rusk 8th Dist.—Alex S. McDill	1889-91	L1st Congress 1st Dist.—L. B. Caswell 2d Dist.—Charles Barwig 3d Dist.—Robert La Follette 4th Dist.—I. W. Van Schaick 5th Dist.—Geo. H. Erickner 6th Dist.—C. B. Clark 7th Dist.—Ormsby B. Thomas 8th Dist.—Nils P. Haugen 9th Dist.—Myron H. McCord
1875-77	XLIVth Congress 1st Dist.—Chas. G. Williams 2d Dist.—Lucien B. Caswell 3d Dist.—Henry S. Magoon 4th Dist.—William Pitt Lynde 5th Dist.—Sam'l D. Burchard 6th Dist.—Alans'n M. Kimball 7th Dist.—Jeremiah M. Rusk 8th Dist.—George W. Cate		
1877-79	XLVth Congress 1st Dist.—Chas. G. Williams 2d Dist.—Lucien B. Caswell 3d Dist.—Geo. C. Hazelton 4th Dist.—William Pitt Lynde 5th Dist.—Edward S. Bragg 6th Dist.—Gabriel Bouck 7th Dist.—H. L. Humphrey 8th Dist.—Thaddeus C. Pound		

² Died November 24, 1862, and Walter D. McIndoe elected to fill vacancy, December 30, 1862.

³ Died January 1, 1870, and David Atwood elected to fill vacancy, February 15, 1870.

¹ Died Jan. 24, 1886, T. R. Hudd elected to fill vacancy, Feb. 3, 1886.

² Died Dec. 7, 1886, Hugh H. Price elected to fill vacancy, Jan. 18, 1887.

Representatives in Congress—Continued

1891-93	<p>LIIId Congress</p> <p>1st Dist.—Clinton Babbitt 2d Dist.—Charles Barwig 3d Dist.—Allen R. Bushnell 4th Dist.—John L. Mitchell 5th Dist.—Geo. H. Brickner 6th Dist.—Lucas M. Miller 7th Dist.—Frank R. Coburn 8th Dist.—Nils P. Haugen 9th Dist.—Thomas Lynch</p>	1903-05	<p>LVIIIth Congress</p> <p>1st Dist.—Henry A. Cooper 2d Dist.—Henry C. Adams 3d Dist.—J. W. Babcock 4th Dist.—Theobald Otjen 5th Dist.—Wm. H. Stafford 6th Dist.—Charles H. Weisse 7th Dist.—John J. Esch 8th Dist.—Jas. H. Davidson 9th Dist.—Edward S. Minor 10th Dist.—Webster E. Brown 11th Dist.—John J. Jenkins</p>
1893-95	<p>LIIId Congress</p> <p>1st. Dist.—Henry A. Cooper 2d Dist.—Charles Barwig 3d Dist.—J. W. Babcock 4th Dist.—John L. Mitchell³ Peter Somers⁴ 5th Dist.—Geo. H. Brickner 6th Dist.—Owen A. Wells 7th Dist.—Geo. B. Shaw⁵ Michael Griffin⁶ 8th Dist.—Lyman E. Barnes 9th Dist.—Thomas Lynch 10th Dist.—Nils P. Haugen</p>	1905-07	<p>LIXth Congress</p> <p>1st Dist.—Henry A. Cooper 2d Dist.—Henry C. Adams¹ John M. Nelson² 3d Dist.—J. W. Babcock 4th Dist.—Theobald Otjen 5th Dist.—Wm. H. Stafford 6th Dist.—Charles H. Weisse 7th Dist.—John J. Esch 8th Dist.—Jas. H. Davidson 9th Dist.—Edward S. Minor 10th Dist.—Webster E. Brown 11th Dist.—John J. Jenkins</p>
1895-97	<p>LIVth Congress</p> <p>1st Dist.—Henry A. Cooper 2d Dist.—Ed. Sauerhering 3d Dist.—J. W. Babcock 4th Dist.—Theobald Otjen 5th Dist.—Samuel S. Barney 6th Dist.—Samuel A. Cook 7th Dist.—Michael Griffin 8th Dist.—Edward S. Minor 9th Dist.—Alex. Stewart 10th Dist.—John J. Jenkins</p>	1907-09	<p>LXth Congress</p> <p>1st Dist.—Henry A. Cooper 2d Dist.—John M. Nelson 3d Dist.—James W. Murphy 4th Dist.—Wm. J. Cary 5th Dist.—Wm. H. Stafford 6th Dist.—Charles H. Weisse 7th Dist.—John J. Esch 8th Dist.—Jas. H. Davidson 9th Dist.—Gus Kuestermann 10th Dist.—E. A. Morse 11th Dist.—John J. Jenkins</p>
1897-99	<p>LVth Congress</p> <p>1st. Dist.—Henry A. Cooper 2d Dist.—Ed. Sauerhering 3d Dist.—J. W. Babcock 4th Dist.—Theobald Otjen 5th Dist.—Samuel S. Barney 6th Dist.—Jas. H. Davidson 7th Dist.—Michael Griffin 8th Dist.—Edward S. Minor 9th Dist.—Alex. Stewart 10th Dist.—John J. Jenkins</p>	1909-11	<p>LXIst Congress</p> <p>1st Dist.—Henry A. Cooper 2d Dist.—John M. Nelson 3d Dist.—Arthur W. Kopp 4th Dist.—Wm. J. Cary 5th Dist.—Wm. H. Stafford 6th Dist.—Charles H. Weisse 7th Dist.—John J. Esch 8th Dist.—James H. Davidson 9th Dist.—Gus Kuestermann 10th Dist.—E. A. Morse 11th Dist.—Irvine D. Lenroot</p>
1899-01	<p>LVIth Congress</p> <p>1st. Dist.—Henry A. Cooper 2d Dist.—Herman B. Dahle 3d Dist.—J. W. Babcock 4th Dist.—Theobald Otjen 5th Dist.—Samuel S. Barney 6th Dist.—Jas. H. Davidson 7th Dist.—John J. Esch 8th Dist.—Edward S. Minor 9th Dist.—Alex. Stewart 10th Dist.—John J. Jenkins</p>	1911-13	<p>LXIIId Congress</p> <p>1st Dist.—Henry A. Cooper 2d Dist.—John M. Nelson 3d Dist.—Arthur W. Kopp 4th Dist.—Wm. J. Cary 5th Dist.—Victor L. Berger 6th Dist.—Michael E. Burke 7th Dist.—John J. Esch 8th Dist.—James H. Davidson 9th Dist.—Thomas F. Konop 10th Dist.—E. A. Morse 11th Dist.—Irvine L. Lenroot</p>
1901-03	<p>LVIIth Congress</p> <p>1st Dist.—Henry A. Cooper 2d Dist.—Herman B. Dahle 3d Dist.—J. W. Babcock 4th Dist.—Theobald Otjen 5th Dist.—Samuel S. Barney 6th Dist.—Jas. H. Davidson 7th Dist.—John J. Esch 8th Dist.—Edward S. Minor 9th Dist.—Webster E. Brown 10th Dist.—John J. Jenkins</p>		

³ Resigned Feb. 10, 1893.⁴ Elected April 4, 1893, to fill vacancy.⁵ Died August 27, 1894.⁶ Elected Nov. 6, 1894, to fill vacancy.

Representatives in Congress—Continued

1913-15	<p style="text-align: center;">LXIIIrd Congress</p> 1st Dist.—Henry A. Cooper 2d Dist.—Michael E. Burke 3d Dist.—John M. Nelson 4th Dist.—Wm. J. Cary 5th Dist.—Wm. H. Stafford 6th Dist.—M. K. Reilly 7th Dist.—John J. Esch 8th Dist.—Edw. E. Browne 9th Dist.—Thomas F. Konop 10th Dist.—James A. Frear 11th Dist.—Irvine L. Lenroot	1919-21	<p style="text-align: center;">LXVIth Congress</p> 1st Dist.—Clifford E. Randall 2d Dist.—Edward Voigt 3d Dist.—James G. Monahan 4th Dist.—John C. Kleczka 5th Dist.—Victor Berger ⁷ 6th Dist.—Florian Lampert 7th Dist.—John J. Esch 8th Dist.—Edw. E. Browne 9th Dist.—David Classon 10th Dist.—James A. Frear 11th Dist.—Adolphus P. Nelson
1915-17	<p style="text-align: center;">LXIVth Congress</p> 1st Dist.—Henry A. Cooper 2d Dist.—Michael E. Burke 3d Dist.—John M. Nelson 4th Dist.—Wm. J. Cary 5th Dist.—Wm. H. Stafford 6th Dist.—M. K. Reilly 7th Dist.—John J. Esch 8th Dist.—Edward E. Browne 9th Dist.—Thomas F. Konop 10th Dist.—James A. Frear 11th Dist.—Irvine L. Lenroot	1921-23	<p style="text-align: center;">LXVIIth Congress</p> 1st Dist.—H. A. Cooper 2d Dist.—Edward Voigt 3d Dist.—J. M. Nelson 4th Dist.—John C. Kleczka 5th Dist.—W. H. Stafford 6th Dist.—Florian Lampert 7th Dist.—J. D. Beck 8th Dist.—Edw. E. Browne 9th Dist.—D. G. Glasson 10th Dist.—James A. Frear 11th Dist.—A. P. Nelson
1917-19	<p style="text-align: center;">LXVth Congress</p> 1st Dist.—Henry A. Cooper 2d Dist.—Edward Voigt 3d Dist.—John M. Nelson 4th Dist.—Wm. J. Cary 5th Dist.—Wm. H. Stafford 6th Dist.—James H. Davidson ² Florian Lampert ⁴ 7th Dist.—John J. Esch 8th Dist.—Edw. E. Browne 9th Dist.—David G. Classon 10th Dist.—James A. Frear 11th Dist.—Irvine L. Lenroot ⁵ Adolphus P. Nelson ⁶	1923-25	<p style="text-align: center;">LXVIIIth Congress</p> 1st Dist.—H. A. Cooper 2d Dist.—Edward Voigt 3d Dist.—J. M. Nelson 4th Dist.—John C. Schafer 5th Dist.—Victor L. Berger 6th Dist.—Florian Lampert 7th Dist.—J. D. Beck 8th Dist.—E. E. Browne 9th Dist.—Geo. L. Schneider 10th Dist.—James A. Frear 11th Dist.—H. H. Peavey

¹ Died July 9, 1906.² Elected Sept. 5, 1906, to fill vacancy.³ Died August 6, 1918.⁴ Elected Nov. 5, 1918, to fill vacancy.⁵ Resigned April 17, 1918.⁶ Elected Nov. 5, 1918, to fill vacancy.⁷ Unseated by Congress.