


WISCONSIN HOCKEY



1994-95 MEDIA GUIDE



Above: The team huddles before face-off
 Left: Junior winger Max Williams
 Right: Junior defenseman Mickey Elick



The Wisconsin Way	2
Preview & Review	25
The Players	41
The Coaches	57
The Competition	65
The WCHA	80
The History	85
The Record Books	109
Media Information	121

The 1994-95 UW Hockey Media Guide was written, designed and edited by Julie Kluge on a Macintosh PowerBook Duo 230. Additional editorial assistance by Dan Meyer and Judd Zusel.


Copies of this guide may be purchased for \$10 through Bucky's Locker room (phone: (608) 262-7258).

Covers photos by Ross Dettmann. Additional photography provided by Mike DeVries, Dave Stluka, Todd Rosenberg and Del Brown and Greg Anderson of Photo Media.

On the Cover: The 1994-95 Captains Mark Strobel, Jamie Spencer and Chris Tok.

THE UNIVERSITY

"A list of first-rate academic programs at Madison would be as complete as a college catalog elsewhere. All in all, it is a non-stop festival that students sum up as 'diverse, intellectual, fashionable and moderately hedonistic.' ... the UW-Madison remains one of life's gold mines for those willing to dig."



Fiske's Guide to Colleges 1994

The University of Wisconsin, founded in 1848, has been recognized as one of the nation's leading institutions of higher learning, with many departments ranked among the nation's top 10.

Nobel Prize-winning research, a liberal tradition of shared governance and a diverse student body have given UW-Madison a worldwide reputation. Wisconsin has ranked among the top universities in the United States in every scholarly pursuit since 1910.

Where else in the world can you find one of the finest textile collections in the country, a nuclear reactor, more than 40 libraries and 5.4 million books, a 500-bed hospital, and a 1,276-acre arboretum all on one campus?

POLITICAL ATMOSPHERE

Because of its roots in Wisconsin

legislation, UW-Madison has always maintained close links with the state. With the passage of a federal act in 1862, it became one of the nation's first land grant colleges, establishing a tradition of research in agriculture and the life sciences.

PHYSICAL SETTING

UW-Madison is considered one of the most beautiful college campuses in the country, lying along the shores of Lake Mendota. There are five lakes in the Madison area, two of which — Mendota and Monona — form an isthmus on which the State Capitol building sits.

STUDENT BODY

From an initial enrollment of 17 the student population has grown to more than 40,000, making it the fifth largest among public four-year institutions. Although almost 80

percent of the students come from Wisconsin, Madison's isthmus is truly an international community. Students come from more than 115 countries, and the UW ranks fifth in the nation for total foreign student enrollment (over 3,000).

FACULTY

The UW-Madison faculty routinely wins national citations for teaching excellence, research and service. Much of the university's international reputation comes from the quality of its faculty. In fact, UW faculty and alumni have accounted for 12 Nobel and 17 Pulitzer Prizes.

One of the nation's leading institutions for higher learning, the UW Madison includes 11 schools, 133 academic departments, 17,340 employees and a \$1.2 billion budget. Majors are offered in 156 bachelors, 184 master and 125 doctoral programs.

MADISON

Madison (population 196,053) is home to both the University of Wisconsin and the state capital. The city was designed so that the university and state would be linked, signifying the interrelated nature of academics and politics.

One of the Midwest's most vibrant communities, Madison offers an endearing quality of life to both its residents and students.

The centerpiece of the city is the State Capitol. The campus is west of the Capitol and offers easy access to shopping malls, restaurants for every taste and popular night spots.


With a diverse population of nearly 200,000, Madison offers the unique combination of big-city excitement and small-town charm. Madison is an action-oriented community that promotes participation in government, education, sports, arts and recreation.

Madison was listed as the second most livable city in the United States in a 1993 *Money* Magazine survey.

Besides the UW Athletic Department, the city offers a large quantity and high quality of sports activities. *Outside* magazine ranked Madison as one of the top 15 sports towns in the nation several years ago.

Madison is surprisingly cosmopolitan for a midwestern city and an educational capital for students from Wisconsin, every other state and over 125 countries.

The city boasts numerous ethnic restaurants among its many fine eateries. A diverse and thriving local arts community complements the cultural programs and opportunities offered by the University and the Wisconsin (student) Union.




"There are a few small cities where everything combines to make them great. With the state's capitol, a thriving downtown and a Big 10 University, Madison is one of them."

The St. Paul Pioneer Press

UW-MADISON

SETTING THE PACE

- in discovering Vitamins A and B
- in finding in 1937 that niacin supplementation prevents pellagra, a deadly disease that killed 5,000 people a year
- in the synthesizing of genes. Biochemistry professor Har Gobind Khorana synthesized the first gene, for which he later received the Nobel Prize in 1968
- in finding which wavelength of ultraviolet light produces skin cancer
- in discovering the anti-cancer drug, fluorouracil
- as the Memorial Union became the first public university union to serve beer in 1933
- as Elizabeth and James Miller, UW Medical School professor of oncology and professor emeritus of oncology, were the first to identify characteristics among chemicals that cause cancer
- with the Orbiting Astronomical Observatory, the world's first true observatory in space
- in revolutionizing brain surgery, as Dr. Manucher Javid, UW Medical School professor of surgery, became the first neurosurgeon to use a solution from the age-old compound area during brain surgery on a human
- in developing tests for phenylketonuria (PKU), a congenital disease of children
- as UW-Madison researchers describe the atomic structure of the common cold virus
- in developing new techniques to measure bone tissue loss, known as osteoporosis







- with bone marrow transplants. Using techniques developed at UW-Madison, the first bone marrow transplant in the U.S. was done at UW Hospital. Today more than 10,000 transplants are performed yearly, giving new hope to patients with leukemia and immune deficiency diseases
- in finding evidence linking cancer in laboratory animals with saccharine and cyclamates
- in finding that the anti-estrogen drug tamoxifen can prevent breast cancer from recurring in certain women who have had cancer previously
- as UW Hospitals and Clinics develop the nation's first Mobile Critical Care Unit, which duplicates facilities of a hospital intensive care unit and laboratories
- with the first and only medical physics department in the nation to exist within a medical school
- with the establishment of the Center for Dairy Research, the nation's first such center to be established at a university
- in organ preservation breakthroughs. In 1987, Dr. Folkert Belzer used a cold storage preservation solution to preserve dog livers up to 36 hours and dog pancreases up to 72 hours. Clinical use of this new solution decreases the need for emergency transplantation, increases the number of livers and pancreases available to people who need transplants, and improves organ sharing among transplant centers
- with the late Dr. Howard M. Temin of McArdle Laboratory and his coworker discovering reverse transcriptase (Independently discovered by Dr. David Baltimore). This enzyme explains how retro-viruses cause cancer and AIDS. Temin's work in this field led to his selection as a co-recipient of the 1975 Nobel Prize in Medicine

UW-Madison's Schools and Colleges

College of Agricultural and Life Sciences	School of Nursing
School of Business	School of Pharmacy
School of Education	School of Veterinary Medicine
College of Engineering	Graduate School
School of Family Resources & Consumer Sciences	Law School
College of Letters & Sciences	Medical School



UW-MADISON



THE CAMPUS

"Madison is the campus that's never mentioned when the 'What are the prettiest schools in the world?' question pops up. But it should be!"

— Author Bob Wood
Big Ten Country



Situated among gentle rolling hills and wooded areas between Lakes Mendota and Monona is the 900-acre University of Wisconsin campus. Located in the state's capital city, Madison, the UW campus is one of the nation's most picturesque.

Filmmakers have selected the campus as the location for films about college life; one was the 1986 summer hit *Back to School* with Rodney Dangerfield.

In the fall of 1993, MTV included UW-Madison as one of four campuses to feature during its "Guide to Higher Education" tour.

There are many famous landmarks on campus, including tree-lined Bascom Hill, North Hall (the first building on campus), Van Hise Hall (the tallest building on campus) and Picnic Point (a 129-acre peninsula used by joggers, walkers and bikers). One of the best loved and most visited areas of the campus is Memorial Union Terrace, where students sit and study or socialize against a backdrop of sailboats, sailboards and swimmers enjoying Lake Mendota.

Wisconsin students include some of the nation's foremost scholastic achievers. The diversification of the student body and the UW make a truly special educational experience.

CAMPUS LIFE

Any student can participate in sports and fitness programs through the Division of Recreational Sports.



Five facilities plus 63 acres of playing fields are located right on campus. Intramural sports provide structured opportunities in team, dual, and individual sports. Club sports are also available for more intense participation including practice, coaching and competition.

With 27 clubs to choose from, Recreational Sports draws together almost a thousand athletes on campus.

Students interested in social, cultural and volunteer organizations can take great advantage of the Wisconsin Union, Memorial Union on Lake Mendota and Union South near the Engineering campus and Camp Randall provide activities and meeting rooms for students, faculty, staff and guests. Every student is automatically a member of the Wisconsin Union, which also provides restaurants, retail stores and other services.

The Union offers a wide array of activities including free films, lectures, art exhibits, theater and live music events, bowling, billiards, table tennis and video games, seven Hooper outdoor recreation clubs and short non-credit minicourses.

Students interested in the arts can volunteer with the Wisconsin Union Directorate (WUD) the group of students who develop events at the Union. Students on the WUD Committees expand on their classroom experience with hands on experience selecting and installing exhibitions as well as producing performance art, film and music events.



ACADEMICS

DEPARTMENT RANKINGS

- The School of Education is ranked No. 1 in the nation according to a study conducted at the University of Illinois in 1990. In departmental rankings, Wisconsin placed second in educational administration and policy studies.

- *U.S. News & World Report's* annual graduate school rankings, published in 1993, ranked UW-Madison in the top 12 of six science programs. The rankings were: computer science (tied for eighth), biology (tied for ninth), chemistry (10th), nursing (tied for 11th), health services administration (tied for 12th) and engineering (12th). Additionally, the magazine rated the UW's sociology department No. 1 in the nation.

- The School of Business' MBA program ranks in the top five percent among all schools in a 1993 *U.S. News & World Report* survey. The school's real estate program ranks third and the risk management program ranks fourth, the publication added.


- Scholarly output by the marketing faculty ranks first in the nation according to a 1988 study in *Review of Business and Economic Research*. Faculty at the School of Journalism and Mass Communication were ranked No. 1 in the nation in research productivity in 1988 by *Journalism Quarterly*.

- UW Hospitals and Clinics is among the leading transplant centers in the nation. In 1993, *U.S. News and World Report* ranked the hospital among the top three percent in the U.S.

- The plant pathology department tied for first with the University of Cal-Davis in a 1986 study by the National Research Council of the National Academy of Sciences.

- The forestry department was the top research department in the country in 1986, according to the *Department of Agriculture*.

In the most extensive study on graduate level education of its kind, the Assessment of Research-Doctorate Programs in the United States rated Wisconsin tied for eighth (with UCLA and Michigan) for its academic quality. The other schools in the Top 10 were Cal, Stanford, Harvard, Yale, M.I.T., Princeton and Chicago.



Notable Alumni

• ARTS

Mason Adams, Emmy Award winning actor on "Lou Grant"; Joan Cusack, actress in "Working Girl"; Thomas Miller, writer of "Happy Days", "Laverne and Shirley", "Bosom Buddies" and "Perfect Strangers"; Joyce Carol Oates, novelist; Daniel J. Travanti, Emmy Award winning actor on "Hill Street Blues"; David and Jerry Zucker, producers of "Airplane", "Naked Gun", and "Ruthless People".

• BUSINESS

Susan Davis, CEO of Susan Davis Companies; Norman Dean, president of Hills Brothers Coffee; Robert Froehle, CEO of IDS Mutual Fund Group; Lee

Raymond, chairman of Exxon





• GOVERNMENT

Gov. Tommy Thompson (Wisconsin); Sen. Herb Kohl (Wisconsin); Sen. Russ Feingold (Wisconsin); Sen. Charles Robb (Virginia); Mayor John Norquist (Milwaukee); Mayor Paul Soglin (Madison)

• JOURNALISM

Jeff Greenfield, news analyst of ABC Nightline; Steven Bornstein, President of ESPN; Rudy Martzke, sports columnist of *USA Today*; Edwin Newman, retired dean of NBC News; Len Shapiro, sports editor of the *Washington Post*

ATHLETICS



Top Left — Matt Hanutke is a three-time all-American in wrestling; **Top Right** — Jason Casiano has received all-America distinction five times between cross country and track ; **Far Left** — Pre-season all-American Michael Finley; **Left** — 1993 Big Ten and 1994 Rose Bowl MVP Brent Moss; **Above** — Travis Roy, an all-Big Ten forward in soccer

ACADEMICS & ATHLETICS

Achieving national recognition in both academics and athletics is a difficult challenge for universities today. The University of Wisconsin is one of the few institutions that has earned praise for its work in the classroom and on the playing fields.



With its admittance to the Association of American Universities (AAU), the UW-Madison has been recognized for its solid reputation in the academic world. Indeed, only 56 schools nationally are in the AAU.

Balancing the academic requirements of an outstanding institution with the demands of collegiate athletic competition is difficult. However the University of Wisconsin has attacked the challenge and succeeded.

Inclusion in the Association of American Universities, a Rose Bowl championship in 1994 and seven consecutive appearances in the NCAA hockey tournament proves that academics and athletics do indeed mix at the UW-Madison.

AAU MEMBERS

Arizona	Iowa State	Princeton
Brandeis	Johns Hopkins	Purdue
Brown	Kansas	Rice
California	Maryland	Rochester
Cal. Inst. of Tech.	M.I.T.	Rutgers
Carnegie-Mellon	Michigan	Stanford
Case Western	Michigan State	S.U.N.Y.
Catholic University	Minnesota	Syracuse
Chicago	Missouri	Texas
Clark	Nebraska	Tulane
Colorado	New York University	UCLA
Columbia	North Carolina	UC-San Diego
Cornell	Northwestern	USC
Duke	Ohio State	Vanderbilt
Florida	Oregon	Virginia
Harvard	Penn State	Washington (Mo.)
Illinois	Pennsylvania	Washington
Indiana	Pittsburgh	WISCONSIN
Iowa		Yale



ACADEMIC SUPPORT


The primary objective of the Department of Academic Affairs office is to ensure the academic success of all UW student-athletes. Much of the credit for the impressive academic record behind many Badger athletes is the counseling system available to the student-athletes. Counseling and advising services, plus a number of academic help programs, are offered to all student-athletes at the University.

Four full-time staff conduct the Wisconsin Student Affairs program offered to the nearly 800 UW student-athletes. The advising staff has a comprehensive understanding of academics at Wisconsin, and a permanent line of communication with all University departments. They are available to assist student-athletes in registration and course selection, monitor progress toward degrees, offer career guidance and serve as valuable resource people.

For those athletes who request assistance, counseling sessions are offered on a one-to-one basis at a time appropriate for the athlete. More than 100 tutors are available for student-athlete utilization.

In addition, the department arranges for exam proctoring, offers advice on resume preparation and coordinates the grant-in-aid program. Also, support groups are offered to students who become medically or academically ineligible for competition.

Wisconsin athletes are encouraged to be degree-oriented while allowing for the flexibility to explore different areas. The counseling staff takes a personal approach to each athlete in determining his or her individual needs, whether needs be personal or academic.




Director — Alan Zussman

WISCONSIN ACADEMIC AFFAIRS STAFF

Director	Alan Zussman
Senior Advisor	Mary Weaver
Advisor	Andy Berns
Advisor	Craig Hudson
Advisor	Marcus McCoy
Advisor	Jean Patt
Advisor	Chris Saylor
Learning Specialist	Mary Moroder

STRENGTH





FREE WEIGHTS

- 45,000 pounds of free weights
- 8 squat racks
- 8 bench press stations
- 8 incline press stations
- 10 flat-to-incline benches
- 4 military press stations
- 5 power clean platforms
- 6 lunge/set-up platforms

MACHINES & DUMBBELLS

- 8 pull/push down stations
- 3 complete sets of dumbbells
- 3 neck machines
- 1 arm development area
- 2 bear squat machines
- 3 leg extension machines
- 3 leg curls machines
- 1 multi-hip station
- 2 dip/leg raise stations
- 2 hyper extensions
- 2 leg sleds
- 2 Hammer® strength benches
- 2 Hammer® strength leg curls
- 1 Hammer® strength incline
- 1 seated calf machine
- 2 standing calf machines
- 2 Stairmasters®
- 3 Universal® aerobicycles



CONDITIONING

The Wisconsin strength and conditioning program is a sophisticated blend of science, technology and one-on-one attention to each athlete. Throughout the year, UW athletes spend more time working on strength and conditioning than any other aspect of their game.


During the off-season, athletes work on strength improvement, speed, power, agility and conditioning. The in-season program is devoted to continuation of strength gains and performance-related conditioning.

Each year when freshman players arrive, baseline measures of strength, speed, power, agility, flexibility and endurance are collected. Measures of body com-

position, weight and frame-size are also recorded. With this information, goals are set for development and maintenance. Individual computerized programs are established for each player by hockey strength and conditioning coach Stieg Theander.

The UW also offers a sports nutrition program. The program assists athletes in meeting their nutritional demands and body composition goals. A big part of the nutrition program is the UW's Sports Buffet program and the development.

Badger athletes also benefit from speed conditioning workouts designed by former track all-American Robert Hackett.



WEIGHT-TRAINING STAFF

Head Strength Coach

John Dettmann

Assistant Strength Coaches

(McClain Weight Room)

Robert Hackett

Stieg Theander


(Camp Randall Weight Room)

Laura Graf

Steve Myrland

Nutritionist

Scott Hettenbach



TRAINING ROOM

BADGER TRAINING STAFF

Head Athletic Trainer

Dennis Helwig

Staff Athletic Trainers (5)

Jan Helwig

Mike Johnson

Barb Pearson

Henry Perez-Guerra

Andy Winterstein

Physical Therapist

Charles Hart

Graduate Assistants (3)

Dave Biene

Greg Ingermann

Laurie Miller

Team Physicians

Dr. Ben Graf

Medical Director/Orthopedist

Dr. Greg Landry

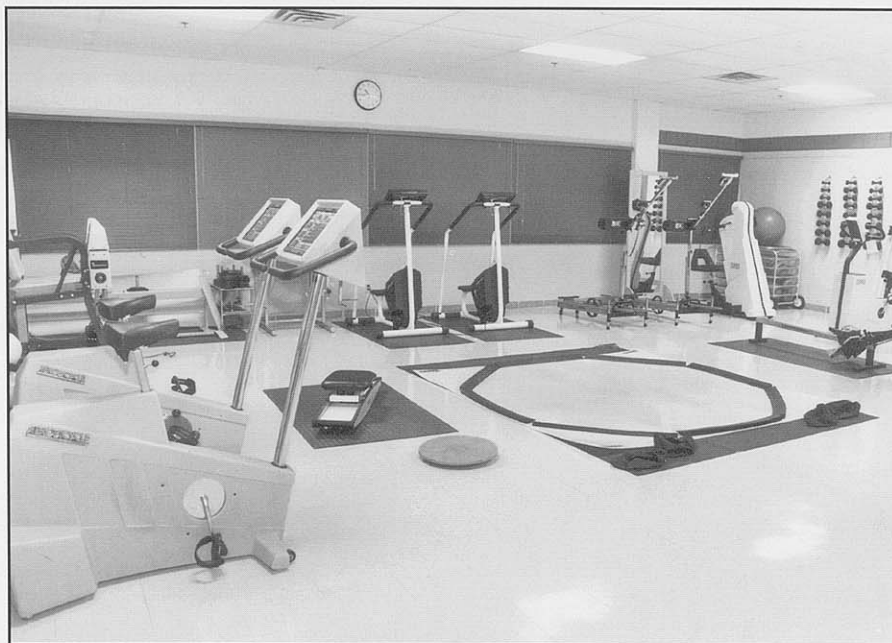
Head of Primary Care

Dr. Dave Bernhardt

Primary Care

Dr. John Orwin

Orthopedist



The Wisconsin Sports Medicine program features state-of-the-art facilities and the outstanding services of leading sports medicine and health care professionals.

Headquartered in the McClain Center, the department also maintains facilities at Camp Randall Stadium, the Nielsen Tennis Stadium and the Dane County Coliseum.

Combined, the athletic training staff brings over 50 years of experience in providing health care to intercollegiate athletes. Olympic Games, World Championships, Olympic Festivals and extensive foreign travel highlight the varied and unique backgrounds and experiences the staff brings to the University and its student-athletes.

The Sports Medicine program focuses on injury prevention. Staff members utilize Cybex strength-testing devices, provide dietary analyses, measure physiological capacity and outline programs to improve an athlete's flexibility.

The UW is one of a handful of schools with an on-site X-ray machine, enabling physicians to quickly and thoroughly evaluate injuries and prescribe treatment and rehabilitation.

Athletic trainers and physicians work together to design rehabilitation programs for injured athletes. A wide variety of facilities and equipment, including a rehabilitation swimming pool, Cybex equipment, the Impulse Inertial Exercise System, Stairmasters, and Fitron Bicycles, help athletes rehabilitate injuries and minimize the loss of general fitness during recuperative time.

Dennis Helwig, a 1974 UW graduate, coordinates the Sports Medicine Program. He is assisted by five athletic trainers, one physical therapist, three graduate assistant trainers and 30 student trainers. Team physician coverage is provided by Dr. Ben Graf and Dr. Greg Landry of the UW Hospitals and Clinics and Dr. John Orwin and Dr. Dave Bernhardt.

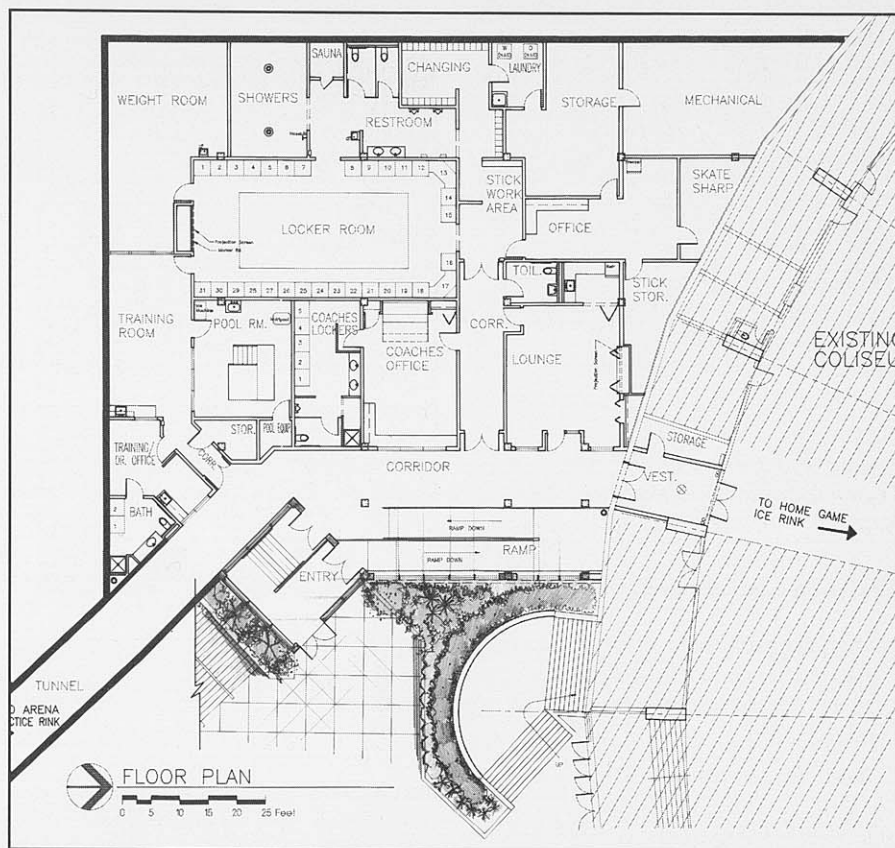


THE BOB JOHNSON HOCKEY FACILITY

Wisconsin hockey undergoes a pleasant change starting in the 1994-95 season. With the opening of the Bob Johnson Hockey Facility (named after the late Badger coach), Badger hockey will have one of the finest collegiate hockey facilities in the country.

Located on the south end of the Dane County Coliseum, the Bob Johnson Hockey Facility features a state-of-the-art locker room, which includes a players' lounge, weight room, training room, rehabilitation pool, whirlpool and sauna.

The spacious locker room is in itself 4500 sq. feet. It consists of 31 individual hockey lockers. The locker room also includes a 35" big screen TV. Adjacent to the lockerroom are the coaches offices and lockers, the pool room, the weight room and training room. All can be directly accessed from the locker room itself.



FACILITY FACTS

- 11,000 sq. feet
- 31 individual lockers
- 6 television sets, including (2) 35" sets in the locker room and players' lounge.
- Rehabilitation pool
- Sauna
- Weight Room
- Training Room
- Coaches offices and locker area
- The training equipment available to the team and staff will consist of 5 Cybex bikes (including four of The Bike® models), one stair-master, an 8x8 slide board and various free weights.

'We feel the Bob Johnson Training Facility is state-of-the-art. Our staff spent a lot of time researching the various facilities around the country and feel we've taken the best features of those facilities and incorporated them into the Wisconsin facility. The Bob Johnson Training Facility is the finest anywhere at any level of the sport.'

UW Head Coach
Jeff Sauer

DANE COUNTY COLISEUM

Home of the Badgers



Largest home crowd: 8,732 (28 times through 1986-87)

Largest home series crowd: 17,464 (13 times through 1986-87)

Capacity from 1987-94: 8,644

The Dane County Coliseum is the site of the 1995 NCAA West Regionals. It is the first time the Coliseum has hosted a hockey tournament of this size. The East Regional will be contested at the Centrum in Worcester, Mass.

Dates: March 24-25

Times: 5:00 & 8:30 p.m.

Tickets: (608) 267-3999

Address: 1881 Expo Mall East
Madison, Wis. 53713

The 1995 Selection Day is Sunday, March 19, 1995. It is anticipated that the announcement of the 12-team field will be made at around 8:00 p.m. CT.



One of college hockey's finest facilities, the Dane County Coliseum, has been home ice for the Wisconsin hockey team for 27 years.

With theatre-style seating for 8,644, the Coliseum is the third largest collegiate ice facility in the nation behind Minnesota and Illinois-Chicago. The ice surface is an impressive 200' by 97', making for fast-paced, free-wheeling hockey.

Recognized as the home of the nation's best collegiate hockey fans, the Dane County Coliseum hosted the nation's largest crowds for 24 years straight from 1970-93.

Since 1969, the UW has drawn 4,496,892 fans for 532 home dates (not including exhibitions), an average of 8,453 per game! In addition, Wisconsin has averaged over 170,000 fans per year at the Dane County Coliseum (27 years).

Over the past 24 years, Wisconsin has averaged 98% capacity at the Dane County Coliseum. Since the 1987-88 season, Badger fans have filled the Coliseum to capacity on 81 occasions.

In 1981-82, the Badgers drew 240,095 fans for 28 home games to set the all-time NCAA season record. The 1978-79 average attendance of 8,654 set an NCAA and UW record.

Along with some of the country's best fans, the Badgers have one of the college game's best home ice records. UW hockey teams have a home record of 457-167-24 since 1963, a winning percentage of .724!

DANE COUNTY COLISEUM

Wisconsin Attendance (1963-1994)

Year (Games) Total Avg.

Hartmeyer Arena

1963-64 (15)	8,937	596
1964-65 (17)	27,949	1,644
1965-66 (16)	24,844	1,553
1966-67 (14)	20,763	1,483

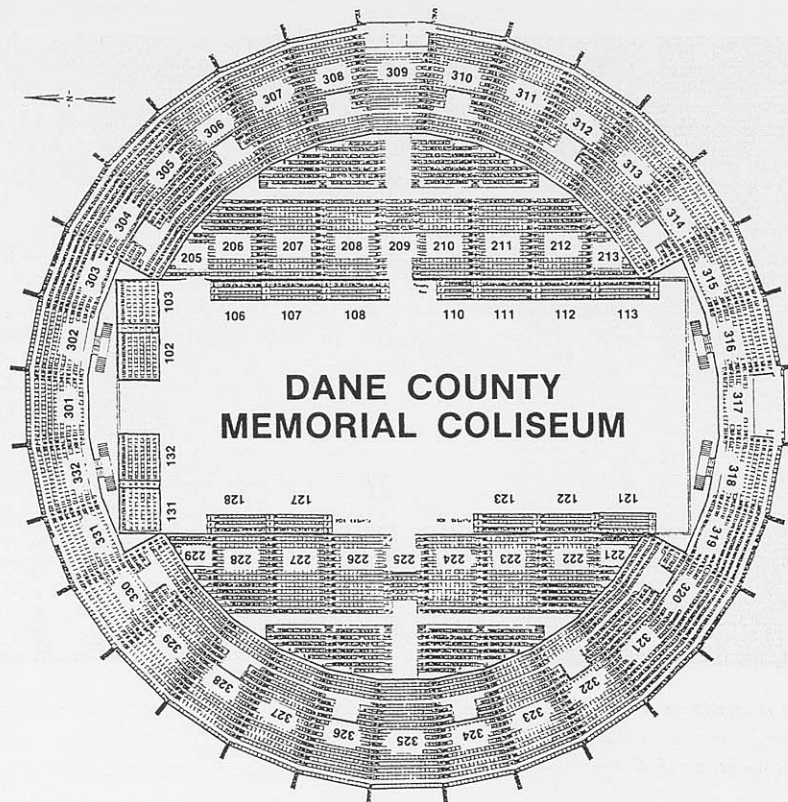
Dane County Coliseum

1967-68 (16)	49,363	3,085
1968-69 (19)	64,298	3,384
1969-70 (13)	86,465	6,651*
1970-71 (16)	109,940	6,871*
1971-72 (20)	157,142	7,857*
1972-73 (20)	167,902	8,395*
1973-74 (20)	168,239	8,412*
1974-75 (22)	185,683	8,440*
1975-76 (18)	152,476	8,471*
1976-77 (27)	217,532	8,502*
1977-78 (25)	204,192	8,652*
1978-79 (23)	199,044	8,654*
1979-80 (20)	172,956	8,647*
1980-81 (24)	206,435	8,601*
1981-82 (28)	240,095	8,575*
1982-83 (25)	212,460	8,498*
1983-84 (24)	200,126	8,339*
1984-85 (24)	198,890	8,287*
1985-86 (22)	185,388	8,427*
1986-87 (22)	179,039	8,138*
1987-88 (24)	200,843	8,368*
1988-89 (23)	183,174	8,326*
1989-90 (25)	211,528	8,461*
1990-91 (22)	188,208	8,555*
1991-92 (19)	160,332	8,439*
1992-93 (18)	154,665	8,593*
1993-94 (18)	154,138	8,563

TOTALS (629) 4,693,046 8,453
(SINCE 1969-70)

* NCAA leader

Note: Not included in averages — exhibition games; Two WCHA playoff games at Hartmeyer that drew 4,991 in 1976-77 and two playoff games at Hartmeyer in 1977-78 that drew 5,193.



Just the Facts —

- With the expansion of the ice to 200' x 97', the new capacity of the Dane County Coliseum for hockey games will be 8,395.

- 11 miles of steel tubing were laid down to adequately supply the ice with proper coolant.

- Coliseum floor took 28 truckloads of concrete or 280 yards of concrete

- The Arena also under went a facelift. It will serve as another sheet of ice for UW practices and is identical to the sheet of ice in the Coliseum. It is also 200' x 97'.

"We have talked about expanding the ice surface at the Coliseum for a long time. The bigger ice sheet seems to be the wave of the future. We feel from our tradition of the type of player we recruit here and the type of game we like to play this ice surface fits perfectly with our hockey program. We're very anxious and excited about having our own team practicing and playing on an Olympic sheet of ice."

— Head Coach Jeff Sauer

THE BRADLEY CENTER

Site of the 1997 NCAA Championships — The 50th Anniversary

The Bradley Center, located on the corner of Fourth and State Streets in Milwaukee, covers more than a city block and is within walking distance of such luxury hotels as the Marc Plaza, the Wyndam and the Hyatt Regency, tournament headquarters for the Bank One Badger Hockey Showdown.

With state-of-the-art engineering and technology, the Bradley Center features the integration of classic architectural elements. There are four dramatic entryways leading into the facility, one on each corner of the building. Each entryway is reached through a progression of visually exciting spaces: a tree-lined plaza, leading through an exterior portico into a 28-foot high, glass-enclosed vestibule, which opens onto a stunning 60-foot high, 17,500 square-foot lobby, also totally glass enclosed.

Inside each lobby, double rows of concrete columns with granite bases rise almost 70 feet to support a spectacular skylight system.

Two elevators, 16 escalators and various stairways take spectators to the seating area. Seating is comfortably arranged in an oblong octagon that provides spectators with an unrestricted view of the playing surface and the centrally located, four-sided video scoreboard.

The first level accommodates approximately 8,000 spectators. The second level features private suites that encircle the arena and provide seating for nine to 12 people per suite. The third level seats approximately 10,000 spectators in 21 rows of seats.

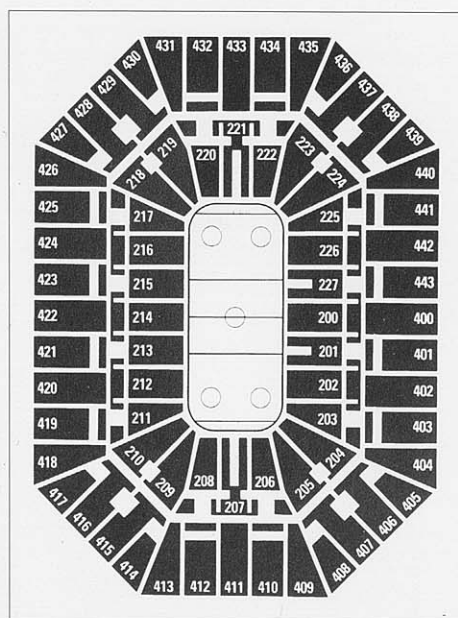

The Bradley Center has a total of 12 concession stands; eight of which sell traditional concession food and refreshments. The other four sell hamburgers, french fries, shakes, tacos, pizza pasta and other foods. Each stand is equipped with two to six closed circuit TV monitors.

The Bradley Center is the site of the nation's premier collegiate hockey holiday tournament in the Bank One Badger Hockey Showdown. In the five year history of the tournament, over 170,000 fans have witnessed Badger hockey at the Bradley Center. Over 14 teams representing all four collegiate hockey conferences have taken part in the two-day event. Teams from Canada have also been part of the field.

In 1993 the Bradley Center was the site of the NCAA Ice Hockey Championships. It was the most successful Final Four in NCAA history, drawing nearly 53,000 fans (an NCAA record for three sessions). The crowd of 17,704 for the NCAA championship game, set an NCAA hockey single-session record. Because of the remarkable success in 1993, the Bradley Center was awarded the 1997 NCAA Championships, which marks the 50th anniversary of the ice hockey championships.

Accommodations for the disabled

The Bradley Center is an accessible facility with a variety of accommodations for patrons with limited mobility or special requirements. Special ticketing arrangements, such as orders for a wheelchair platform or aisle seating, can be made by calling (414) 227-0797 or by mailing an order to the Bradley Center Ticket Office, 1001 North Fourth Street, Milwaukee, WI 53203.



DIRECTOR OF ATHLETICS

Pat Richter, the former Wisconsin all-America gridiron star and the last nine-time letterwinner in school history, continues to work his magic as Director of Athletics at his alma mater.

During a time of budget tightening, presidential reform and gender equity concerns, Richter has built one of the most respected intercollegiate athletic programs in the nation.

Entering his fifth season as Director of Athletics, Richter enjoyed a '93-94 campaign that included many accomplishments. A Rose Bowl victory over UCLA was the Badgers' first appearance in Pasadena since Richter's 1962 squad lost to No. 1 USC. Wisconsin was first nationally in college football attendance increase and finished fifth in the coaches' final poll.

The men's basketball team made its first appearance in the NCAA tournament in 47 years, won 18 games for only the fourth time in school history and advanced to the second round of the national tourney. The hockey team participated in its national championship for the seventh year in a row and 19 of the division's 20 sports have competed in NCAA post-season play during his tenure.

In 1994, Wisconsin finished among the national leaders for the prestigious Directors' Cup, presented by the National Association of Collegiate Directors of Athletics (NACDA) for all-around athletic success.

Perhaps most satisfying to Richter, however, was the department's elimination of what was a \$2.1 million deficit in 1990. The Badgers were a huge success at the gate last year by filling their venues for football, basketball and hockey to 98.3 percent of capacity. The entire basketball season was sold out on a season basis for the first time in Wisconsin history.

Named to his position in December of 1989, Richter is in charge of 20 sports, nearly 700 student-athletes,



more than 160 employees and a large physical plant.

AS AN ATHLETE

Richter's affiliation with Badger athletics started as an under-graduate, when he earned three letters in football, basketball and baseball.

Pat earned All-America (1961-62), academic all-America (1962) and all-Big Ten (1961-62) honors as a football end. He led Wisconsin to the 1963 Rose Bowl and set a game record with 11 receptions in one of the best Rose Bowls ever.

Richter led the Big Ten in receiving twice and is still the third-leading receiver in school history. As a senior, Richter won Wisconsin's 1963 Big Ten Medal of Honor (give for proficiency in scholarship and athletics).

Richter earned all-league honors in baseball and led UW in hits, homers and RBI three times. Pat earned his scholarship for basketball, where he played three years.

After earning his B.S. degree from the UW in landscape architecture in 1964, Pat was a first-round draft choice of the NFL's Washington Redskins. He played from 1963-71.

PROFESSIONAL LIFE

Upon retirement from the NFL, he returned to Wisconsin to earn his law degree (1971). After working at a Madison law firm, he worked his way up to Vice President of Personnel at the Oscar Mayer Corporation.

Richter was honored with an NCAA Silver Anniversary Award for post-college achievements in 1988. He is a member of the Wisconsin State Athletic and Madison Sports Halls of Fame, the NFL Player and Alumni Associations and the American Bar Association. Pat was included in the inaugural class of the Athletic Department Hall of Fame in 1991. Last spring, he was a finalist for induction into the CoSIDA Academic All-America Hall of Fame.





PERSONAL LIFE

Richter and his wife, Renee, have four children: Scott, Brad, Barry and Tim. Barry was a member of the 1994 U.S. Olympic hockey team and currently plays in the New York Rangers' organization. He was an all-American at Wisconsin.

BADGERS IN THE NHL

Current






CHRIS CHELIOS • Montreal Canadiens, 1984-90, Chicago Blackhawks, 1990-; **BRUCE DRIVER** • New Jersey Devils, 1984-
PATRICK FLATLEY • New York Islanders, 1984-; **TONY GRANATO** • New York Rangers, 1988-90; Los Angeles Kings,
 1990-; **SEAN HILL** • Montreal Canadiens, 1991-93, Anaheim Mighty Ducks, 1993-94, Ottawa Senators, 1994; **CURTIS JOSEPH**
 • St. Louis Blues, 1989-; **DAVID MALEY** • Montreal Canadiens, 1986-87, New Jersey Devils, 1987-92; Edmonton Oilers, 1992-
 93, San Jose Sharks, 1993-; **SCOTT MELLANBY** • Philadelphia Flyers, 1986-91, Edmonton Oilers, 1991-93, Florida Panthers,
 1993-; **BRIAN MULLEN** • Winnipeg Jets, 1982-87, New York Rangers, 1987-91, San Jose Sharks, 1991-92, New York Islanders,
 1992-; **MARK OSIECKI** • Calgary Flames, 1991-92, Ottawa Senators, 1992-93; **PAUL RANHEIM** • Calgary Flames, 1988-94,
 Hartford Whalers, 1994-; **BARRY RICHTER** • New York Rangers, 1994-; **MIKE RICHTER** • New York Rangers, 1988-; **GARY**
SHUCHUK • Detroit Red Wings, 1990-93, Los Angeles Kings, 1993-; **PAUL STANTON** • Pittsburgh Penguins, 1990-93,
 Boston Bruins, 1993-; **GARY SUTER** • Calgary Flames, 1985-94, Chicago Blackhawks, 1994-; **CHRIS TANCILL** • Hartford
 Whalers, 1990-92, Detroit Red Wings, 1992-93, Dallas Stars, 1993-94, San Jose Sharks, 1994-; **STEVE TUTTLE** • St. Louis Blues,
 1988-92, Tampa Bay Lightning, 1992-93



BADGERS IN THE NHL

Retired

STEVE ALLEY • Hartford Whalers, 1979-81; **MARC BEHREND** • Winnipeg Jets, 1983-86; **MIKE BLAISDELL** • Detroit Red Wings, 1980-83, New York Rangers, 1983-85, Pittsburgh Penguins, 1985-87, Toronto Maple Leafs, 1987-89; **MIKE EAVES** • Minnesota North Stars, 1978-83, Calgary Flames, 1983-86; **BRIAN ENGBLOM** (1976-87) • Montreal Canadiens, 1976-82, Washington Capitals, 1982-84, Los Angeles Kings, Buffalo Sabres, Calgary Flames, 1986-87; **PAUL HOUCK** • Minnesota North Stars, 1985-88; **JOHN JOHANNSON** • New Jersey Devils, 1983-84; **MARK JOHNSON** • Pittsburgh Penguins, 1980-82, Minnesota North Stars, 1982, Hartford Whalers, 1982-85, St. Louis Blues, 1985, New Jersey Devils, 1985-90; **TERRY KLEISINGER** • New York Rangers, 1985-86; **MIKE MEEKER** • Pittsburgh Penguins, 1978-79; **JOHN NEWBERRY** (1982-86) • Montreal Canadiens, Hartford Whalers; **CRAIG NORWICH** (1979-81) • Winnipeg Jets, St. Louis Blues, Colorado Rockies; **JOHN TAFT** • Detroit Red Wings, 1978-79; **DEAN TALAFIOUS** • Atlanta Flames, 1974-75, Minnesota North Stars, 1975-78, New York Rangers, 1978-82; **WAYNE THOMAS** (1972-81) • Montreal Canadiens, Toronto Maple Leafs, New York Rangers, 1977-81



NHL DRAFT

FORMER BADGERS

Name	Team (Year)	Selection #
Andy Akervik	Quebec Nordiques (1985)	#120
Steve Alley	Chicago Blackhawks (1973)	#141
Dave Arundel	Detroit Red Wings (1972)	#150
Julian Baretta	Los Angeles Kings (1977)	#84
Marc Behrend	Winnipeg Jets (1981)	#85
Mike Blaisdell	Detroit Red Wings (1980)	#11
John Byce	Boston Bruins (1985)	#220
Jim Carey	Washington Capitals (1992)	#32
Chris Chelios	Montreal Canadiens (1981)	#40
Norm Cherrey	Vancouver Canucks (1971)	#101
Duane Derksen	Washington Capitals (1988)	#57
Mike Dibble	New York Islanders (1974)	#229
Bruce Driver	New Jersey Devils (1981)	#108
Mike Eaves	St. Louis Blues (1976)	#113
Brian Engblom	Montreal Canadiens (1975)	#22
Kelly Fairchild	Los Angeles Kings (1991)	#152
Eric Faust	New York Islanders (1982)	#210
Tony Granato	New York Rangers (1982)	#120
Joe Harwell	Winnipeg Jets (1987)	#121
Todd Hedlund	New York Rangers (1990)	#160
Jon Helgeson	Vancouver Canucks (1986)	#133
Rick Heppner	Calgary Flames (1981)	#141
Sean Hill	Montreal Canadiens (1988)	#167
Paul Houck	Edmonton Oilers (1981)	#71
Jim Johannson	Hartford Whalers (1982)	#130
John Johannson	New Jersey Devils (1981)	#192
Jack Johnson	Chicago Blackhawks (1973)	#140
Mark Johnson	Pittsburgh Penguins (1977)	#66
Jim Johnston	Minnesota North Stars (1973)	#136
Bob Lundeen	Minnesota North Stars (1972)	#124
Jay McFarlane	Los Angeles Kings (1979)	#113
David McNab	St. Louis Blues (1975)	#151
Doug Macdonald	Buffalo Sabres (1989)	#77
Dave Maley	Montreal Canadiens (1982)	#33


Name	Team (Year)	Selection #
Mike Meeker	Pittsburgh Penguins (1978)	#25
Scott Mellanby	Philadelphia Flyers (1984)	#27
Rob Mendel	Quebec Nordiques (1987)	#93
Brian Mullen	Washington Capitals (1980)	#128
Chris Nelson	New Jersey Devils (1988)	#96
John Newberry	Montreal Canadiens (1980)	#45
Craig Norwich	Montreal Canadiens (1975)	#142
Dennis Olmstead	New York Rangers (1974)	#86
Mark Osiecki	Calgary Flames (1987)	#187
John Parker	Calgary Flames (1986)	#121
Ted Pearson	Calgary Flames (1982)	#177
Dan Plante	New York Islanders (1990)	#48
Victor Posa	Chicago Blackhawks (1985)	#137
Paul Ranheim	Calgary Flames (1984)	#38
Billy Reay, Jr.	Chicago Blackhawks (1972)	#125
Barry Richter	Hartford Whalers (1988)	#32
Mike Richter	New York Rangers (1985)	#28
Steve Rohlik	Pittsburgh Penguins (1986)	#151
Jeff Rotsch	St. Louis Cardinals (1970)	#107
Shawn Sabol	Philadelphia Flyers (1986)	#209
Tom Sagissor	Montreal Canadiens (1985)	#96
Andrew Shier	New York Islanders (1990)	#237
Kurt Stahura	Minnesota North Stars (1986)	#243
Paul Stanton	Pittsburgh Penguins (1985)	#149
Gary Suter	Calgary Flames (1984)	#180
Dean Talafous	Calgary Flames (1973)	#53
Chris Tucker	Chicago Blackhawks (1990)	#79
Steve Tuttle	St. Louis Blues (1984)	#113
Tom Ulseth	Chicago Blackhawks (1975)	#97
Ernie Vargas	Montreal Canadiens (1982)	#117
Marty Wiitala	Minnesota North Stars (1982)	#101
Gary Winchester	St. Louis Blues (1972)	#121
Jason Zent	New York Islanders (1989)	#44

CURRENT BADGERS


Name	Team, Year	Round	Pick
Craig Anderson	New York Rangers (1994)	eighth	206th
Maco Balkovec	Chicago Blackhawks (1991)	fifth	110th
E.J. Bradley	Philadelphia Flyers (1993)	ninth	226th
Fran Bussey	Pittsburgh Penguins (1992)	eighth	187th
Kirk Daubenspeck	Philadelphia Flyers (1992)	seventh	151st
Mickey Elick	New York Rangers (1992)	eighth	192nd
Brad Englehart	Mighty Ducks of Anaheim (1994)	eighth	184th
Matt Peterson	Mighty Ducks of Anaheim (1993)	seventh	160th
Chris Tok	Pittsburgh Penguins (1991)	tenth	214th
Dan Tompkins	Calgary Flames (1993)	third	70th

ALL-AMERICANS


Wisconsin has had 25 All-Americans since 1970. Defenseman John Jagger from Sault St. Marie, Mich. was the first Wisconsin player to earn all-America status. Since then, 21 other Badgers have been selected to the first and second teams. Only three players in Wisconsin history have been honored on two occasions. Craig Norwich was the first Badger to receive the honor twice (1975-1976), followed by Mike Eaves (1977-1978) and Mark Johnson (1978-1979).



Julian Baretta



John Jagger



Gary Shuchuk

FORWARDS

First Team — Mike Eaves, 1977, 78
• Mark Johnson, 1978, 79 • John Newberry, 1982 • Patrick Flatley, 1983 • Paul Ranheim, 1988 • Gary Shuchuk, 1990.


Second Team — Tony Granato, 1987
• Steve Tuttle, 1988.

DEFENSEMEN

First Team — John Jagger, 1970
• Jeff Rotsch, 1972 • Brian Engblom, 1975 • Craig Norwich, 1976, 77 • Theran Welsh, 1980 • Bruce Driver, 1982 • Paul Stanton, 1988 • Barry Richter, 1993.
Second Team — Sean Hill, 1991


GOALTENDERS

First Team — Julian Baretta, 1977
• Roy Schultz, 1980.
Second Team — Dean Anderson, 1988 • Curtis Joseph • Duane Derksen, 1992.



Jeff Rotsch

OLYMPIANS



Steve Alley

USA

1976 • Steve Alley, Bob Lundeen, John Taft
Bob Johnson (*Coach*)

1980 • Mark Johnson,
Bob Suter

1984 • Marc Behrend,
Chris Chelios, Dennis Helwig (*trainer*)

1988 • Tony Granato, Jim Johannson, Mike Richter

1992 • Sean Hill, Jim Johannson


1994 • Barry Richter,
Mike Johnson (*trainer*)

Canada


1984 • Bruce Driver, Patrick Flatley

Austria

1984 • Ed Lebler
1988 • Ed Lebler



Bruce Driver



Jim Johannson



Ed Lebler



Trainer Mike Johnson and Barry Richter



Mark Johnson and Bob Suter






1994-95 PREVIEW

&

1993-94 REVIEW

<i>Outlook</i>	<i>26-28</i>
<i>'93-94 Game by Game ...</i>	<i>29-31</i>
<i>'93-94 Highlights</i>	<i>32-33</i>
<i>'93-94 Statistics</i>	<i>34</i>
<i>'93-94 Results</i>	<i>35</i>
<i>Game Summaries</i>	<i>36-40</i>

OUTLOOK



The Badger coaching staff knew that the 1994-95 season would be somewhat of a rebuilding year with the departure of 10 seniors off last year's 26-15-1 squad. Including four of the team's top five scorers.

Those were all expected departures. What wasn't expected were the early departures of two key players and two of the top players in collegiate hockey entering the '94-95 season. Senior center Kelly Fairchild and Junior goaltender Jim Carey opted to give up their remaining eligibility to seek careers in the NHL. Carey signed with the Washington Capitals in September.

With the loss of 12 players from last year's squad, the incoming class is a large one. Seven newcomers, including two transfers, will try and fill the holes. Said Sauer, "I would look for all of our freshman to come in and be able to contribute. We recruited these freshman with the idea that they would be able to make contributions from the start."

Fourteen lettermen return from a squad which earned the school's

seventh consecutive bid to the NCAA tournament and finished third in the WCHA with a 19-12-1 mark.

Off the ice, Head Coach Jeff Sauer, in his 24th year of collegiate coaching, is 11 wins shy of becoming only the seventh coach in history to win 500 games at the college level.

At Forward

Lettermen returning: 7

Lettermen lost: 8

Key returnees: Jamie Spencer, Max Williams, Mike Strobel

Key losses: Kelly Fairchild, Blaine Moore, Andrew Shier, Jason Zent

Newcomers: Joe Bianchi, E.J. Bradley, Brad Englehart, Rick Enrico, Erik Raygor

After losing the likes of Blaine Moore (the team's top goal scorer and MVP), Andrew Shier (the top assist man) and Jason Zent (20-goal

scorer) at forward, the Badgers have a lot of point production to replace. Those three alone combined for 58-86-144 and 33% of goals scored in '93-94. When it is all said and done, 109 goals (63%), 196 assists (67%) and 305 points (66%) are gone from the 1994-95 team.

Kelly Fairchild, the team's top scorer last year, was a first-team all-WCHA selection in his junior year and would've been one of college hockey's premier players this season.

Obviously, the forward position will be young (just two seniors and five freshmen), but at the same time experienced with six veteran forwards returning.

"This year is not too different from other years when we have had large graduating classes," said Sauer. "The question always comes up, 'Who is going to fill the holes left from the departing players?'"

"But there always seems to be a player or couple of players who step forward. We definitely have some players who have that potential and ability this year."

The scoring pressure falls on the shoulders of veterans Jamie Spencer, Mike Strobel and Max Williams, the top three scoring forwards off the '93-94 team.

Spencer, a senior who was elected as an assistant captain, is a quiet leader for the Badgers and also one of the more underrated players in the WCHA. He scored a personal-best 15 goals last season, despite missing eight games with a foot injury.

Strobel is coming off his most productive season at the UW. He played in 41 games last season and has the ability to be an offensive leader.

Williams proved he had offensive punch last season contributing 13-12-25. The junior winger hasn't missed a game since his freshman season, enjoying a consecutive games played streak of 50 games.

Junior Scott Sanderson saw action in 15 games last year and is expected to see more playing time at center. Other returning letterwinners include juniors Shawn Carter and Troy Howard and sophomores Dan Tompkins and Darren Haley.

Rookies Joe Bianchi, E.J. Bradley, Brad Englehart and Rick Enrico will be expected to make the transition early to the college game. Their ability and ease of adjustment could be essential to a good start for the Badgers. Sophomore Erik Raygor brings one year of college hockey experience with him, transferring from Kent State University.

"I think one of the keys to this season will be not only how our freshman contribute, but how some of the players who have been waiting their turn develop and step up," said Sauer.

"How those players accept that opportunity, how they take charge of the situation and what they do to make sure they are successful will

1994-95 Numerical Roster

1	Kirk Daubenspeck/G
3	Brian Rafalski/D
4	Mickey Elick/D
5	Tim Krug/D
6	Matt Peterson/D
7	Steve Sabo/D
8	Darren Haley/F
9	Brad Englehart/C
10	Shawn Carter/F
11	Rick Enrico/W
12	Jamie Spencer/W
14	Chris Tok/D
15	Mike Mickelson/W
16	Max Williams/W
17	Craig Anderson/D
18	Troy Howard/W
19	E.J. Bradley/W
20	Scott Sanderson/C
21	Joe Bianchi/C
22	Mark Smith/F
23	Erik Raygor/W
24	Maco Balkovec/D
25	Dan Tompkins/W
26	Mark Strobel/D
27	Mike Strobel/W
28	Fran Bussey/W
30	Jake Soper/G
31	John Sauer/G
33	Rob Lurtsema/W

Captain	Mark Strobel
Asst. Captains	Jamie Spencer
.....	Chris Tok
Seniors	5
Juniors	6
Sophomores	9
Freshmen	9

Pronunciations

Balkovec	BALL-co-veck
Bianchi	Be-ON-key
Elick	ELL-ick
Lurtsema	LERTS-uh-ma
Rafalski	rah-FALL-ski
Tok	TOCK

determine to a large extent how this team performs this season," said Sauer.

On Defense

Lettermen returning: 6

Lettermen lost: 2

Key returnees: Mark Strobel, Brian Rafalski, Chris Tok, Maco Balkovec and Mickey Elick

Key loss: Ulvis Katlaps

Newcomers: Craig Anderson, Steve Sabo

"Our defensive game should be our strength this season. With the amount of experience and the veterans we have returning on the blueline, and with Kirk Daubenspeck in goal, we look to again be one of the better defensive teams in the league," said Sauer.

The Badgers return the strongest and deepest unit in the league. Five of the top six blueliners are back from the '93-94 team that allowed the fewest goals in the WCHA (103/3.22 avg.) and recorded an impressive 83.1% stoppage rate on the penalty-kill.

Leadership and a wealth of experience will be key as seniors Mark Strobel, Maco Balkovec, Brian Rafalski and Chris Tok have over 450 games of experience under their belts and missed just ten games between them last year.

Rafalski (6-17-23), and Strobel (7-12-19) are coming off their most offensively productive seasons at Wisconsin. Rafalski is the top-scoring returning defenseman and Strobel shared the team's top spot for most goals by a defenseman during 1993-94.

Junior Mickey Elick, the team's most improved player last year, has the longest consecutive games streak on the team at 72 games.

OUTLOOK

Elick scored 7-12-19 last season to share the lead among UW defensemen in goals scored (with Strobel).

Redshirt freshman Matt Peterson and junior Tim Krug add depth. Krug earned some experience last year, playing in five games.

Freshman Craig Anderson and sophomore transfer Steve Sabo round out the defensive group. Sabo comes to Wisconsin from Kent State University, a teammate of Raygor. Sabo is a brother of former Badger hockey player Scott Sabo (1980-84).

In Goal

Lettermen returning: 1

Lettermen lost: 1

Key returnees: Kirk Daubenspeck

Key loss: Jim Carey

With the loss of Junior Jim Carey to the NHL, the Badgers' goaltending hopes rest on the shoulders of sophomore Kirk Daubenspeck.

Daubenspeck was solid in his freshman campaign, recording a 4.07 goals-against average and an .880 save percentage in seven games.

"The games that Kirk played in last year, he was excellent. I would expect that type of performance to continue this season," said Sauer.

He recorded victories over WCHA rivals Northern Michigan (5-4) and Alaska Anchorage (4-3, ot). In addition, he saw action against Michigan Tech and St. Cloud State.

"The biggest question mark in goal is who will be Kirk's backup."

"Having just one proven goaltender is not an unusual situation for us to be in. We have been in the same position before with Jim Carey as a freshman, Curtis Joseph as a freshman, Mike Richter as a freshman and Dean Anderson as a freshman. I don't think it will be a factor."

The WCHA

The WCHA race should once again go down to the wire. Last season just six points separated the top five teams at the end of the regular season and this year should be no different.

Said Sauer, "I think the league is as balanced as its been at any time. Minnesota looks like the favorite with the number of returnees and experience they have. But, Northern Michigan is going to be a very strong club with the seniors they have coming back and their depth. Colorado College, coming off the season they had in winning the MacNaughton Cup, should have some carryover effect and that should keep them going throughout the course of the year. The rest of the league is very even and it should be a real dogfight."

The Schedule

The Badgers entertain one of the toughest schedules in college

hockey this season. In addition to the always tough 34-game WCHA schedule, the UW has a very challenging non-conference slate.

CCHA rivals Michigan and Michigan State play the UW at the second annual College Hockey Showcase in St. Paul, Minn. Over Christmas, the sixth annual Bank One Badger Hockey Showdown features Northeastern, Bowling Green State and defending NCAA champion Lake Superior State.

On New Year's Eve at the Coliseum, the Badgers will face a touring Swedish team in an exhibition contest.

"I think the schedule for us is absolutely perfect. It's the type of schedule we need to learn about our team and see what we can do under pressure. Our goal has never been short-term. We always stress continued improvement throughout the season so that when we get to the play-offs, we're a team that is experienced and peaking at the right time."

"We look at our schedule this year as a challenge. We want this type of competition to prepare us for a good run at the end of the season."



TEAM REVIEW

Opponent	W L T	Score	UW SOG	UW Saves	OPP SOG	UW PP	UW PK	UW Pen-Min	OPP Pen-Min
DU+	W	3-2	22	34	36	1-3	5-5	6-12	5-18
DU+	W	6-3	27	24	27	0-4	6-6	8-16	6-12
UMD+	L	4-5	30	31	36	2-7	2-2	7-17	13-29
UMD+	T	5-5, ot	38	28	33	1-4	3-4	9-18	7-14
UND	W	7-3	47	16	19	2-7	5-6	8-16	9-18
UND	L	4-5	32	31	36	1-5	2-5	8-16	8-16
MTU+	L	0-4	25	21	25	0-9	4-6	16-38	20-48
MTU+	W	5-3	30	17	20	1-7	7-7	14-28	14-28
CC	W	6-3	30	35	38	2-4	7-8	13-35	9-18
CC	W	4-2	30	24	26	0-3	6-6	8-16	7-14
MSU+	L	2-4	29	24	28	0-5	6-9	16-40	11-22
MICH+	W	5-3	20	18	21	1-7	5-7	16-33	16-33
NMU	L	2-5	31	33	38	1-5	3-5	7-14	7-14
NMU	W	5-4	22	29	33	1-5	5-5	12-32	10-26
UAA+	W	5-4	29	30	34	1-5	3-5	10-20	11-30
UAA+	W	4-1	31	30	31	1-5	6-6	10-20	9-18
UAFA	W	8-5	32	34	39	2-5	4-8	17-34	15-38
NMUΔ	W	3-2	29	26	28	0-8	6-7	10-20	10-20
Red Army	T	3-3	18	35	38	0-7	6-6	8-16	9-18
MINN+	L	2-5	23	28	33	0-6	4-6	11-22	11-22
MINN+	L	3-4, ot	35	29	33	0-4	2-2	4-11	6-12
SCSU	W	4-1	28	30	31	2-7	6-6	10-20	11-22
SCSU	L	1-6	25	25	31	1-7	5-6	13-34	15-30
UMD	W	6-1	35	26	27	0-6	5-5	8-16	9-18
UMD	L	3-4	30	39	43	1-5	5-6	9-18	8-16
UND+	W	4-1	26	31	32	1-6	5-5	8-24	8-16
UND+	L	4-5	34	24	29	2-7	3-5	17-34	20-48
MTU	W	5-0	41	24	24	2-12	8-8	17-37	21-45
MTU	W	5-2	57	25	27	1-9	7-8	18-36	20-51
CC+	L	3-8	23	31	39	1-6	3-5	18-47	17-45
CC+	W	5-2	34	33	35	2-6	5-5	9-18	11-22
NMU+	W	4-2	41	20	22	1-4	7-8	9-18	7-14
NMU+	W	6-3	30	30	33	1-5	6-8	13-45	8-16
MINN	L	2-3	35	31	34	1-6	4-6	13-26	13-26
MINN	L	2-3	31	29	32	0-3	3-3	15-38	14-28
UAA	W	5-1	37	27	28	3-7	7-7	11-22	13-34
UAA	W	4-3, ot	42	37	40	0-9	4-5	10-20	13-42
UND⊗	W	6-1	31	40	41	4-14	6-6	15-38	17-53
UND⊗	W	4-2	35	39	41	0-3	4-5	8-16	6-12
SCSU⊗	L	2-3, ot	32	20	23	0-8	6-7	9-18	9-18
MTU⊗	W	8-3	40	26	29	3-9	9-10	15-38	13-34
WMU⊗⊗	W	6-3	29	27	30	2-4	5-7	15-30	11-22
BU⊗⊗	L	1-4	14	27	31	0-4	6-7	16-32	11-22
TOTALS	26-15-1	173-133	1,322	1,183	1,316	45-256	211-254	488-1080	479-1084

Key: + road game; * game-winning goal; ! power-play goal; e-empty net goal; # short-handed goal; ⊗WCHA Playoffs; ⊗⊗NCAA Regionals; ΔBadger Hockey Showdown

PLAYER REVIEW

Opponent	Maco Balkovec	Matt Buss	Shawn Carter	Mike Doers	Mickey Elick	Kelly Fairchild	Rob Granato	Troy Howard	Ulvis Katlaps	Blaine Moore
DU+	*!1-0-1	0-0-0	DND	0-0-0	0-0-0	1-2-3	0-0-0	0-0-0	0-0-0	0-0-0
DU+	0-0-0	1-0-1	DND	0-0-0	0-0-0	*e2-2-4	0-0-0	0-0-0	0-0-0	0-0-0
UMD+	0-0-0	DNT	DNT	0-0-0	0-0-0	0-1-1	1-0-1	0-0-0	0-0-0	#1-2-3
UMD+	0-2-2	DNT	DNT	0-0-0	0-0-0	0-2-2	0-0-0	0-0-0	0-2-2	1-2-3
UND	0-0-0	DND	DND	1-0-1	0-1-1	1-1-2	0-1-1	DND	0-3-3	0-2-2
UND	1-1-2	0-0-0	0-0-0	0-0-0	0-1-1	!1-2-3	0-0-0	0-0-0	0-0-0	0-0-0
MTU+	0-0-0	DNT	DNT	0-0-0	0-0-0	0-0-0	0-0-0	DNT	0-0-0	0-0-0
MTU+	0-1-1	DNT	DNT	0-0-0	0-0-0	!2-0-2	0-0-0	DNT	0-0-0	2-0-2
CC	0-0-0	0-0-0	0-0-0	0-0-0	0-1-1	1-0-1	#1-0-1	DND	0-1-1	0-1-1
CC	0-0-0	0-0-0	DND	0-0-0	0-0-0	*1-1-2	0-0-0	0-0-0	0-0-0	1-0-1
MSU+	0-0-0	0-0-0	DND	0-0-0	0-0-0	1-0-1	1-0-1	DND	0-0-0	0-0-0
MICH+	DND	0-0-0	DND	0-0-0	0-0-0	0-0-0	1-0-1	0-0-0	0-0-0	0-0-0
NMU	0-0-0	0-0-0	DND	0-0-0	0-0-0	0-1-1	0-0-0	DND	0-0-0	0-1-1
NMU	!1-0-1	0-0-0	1-1-2	0-1-1	0-1-1	0-2-2	0-0-0	DND	0-0-0	0-0-0
UAA+	0-0-0	0-0-0	0-0-0	1-0-1	0-0-0	0-3-3	INJ	0-0-0	0-0-0	INJ
UAA+	0-1-1	1-0-1	0-1-1	0-0-0	0-0-0	0-0-0	INJ	0-0-0	0-1-1	INJ
UAFA	!1-1-2	*1-1-2	1-0-1	0-0-0	0-0-0	0-0-0	1-1-2	DND	1-0-1	0-0-0
NMUA	0-0-0	0-0-0	0-0-0	0-1-1	0-0-0	0-1-1	0-0-0	0-1-1	0-0-0	INJ
Red Army	0-0-0	0-0-0	0-0-0	0-0-0	0-0-0	1-2-3	DND	0-0-0	0-1-1	INJ
MINN+	0-2-2	0-0-0	0-0-0	0-0-0	0-0-0	1-0-1	0-0-0	DND	0-0-0	INJ
MINN+	0-0-0	0-0-0	0-0-0	0-0-0	0-0-0	2-0-2	1-0-1	0-0-0	0-0-0	INJ
SCSU	0-0-0	0-0-0	0-0-0	0-0-0	0-0-0	0-1-1	0-0-0	DND	0-3-3	1-1-2
SCSU	0-0-0	0-0-0	DND	0-0-0	0-0-0	0-0-0	0-0-0	0-0-0	0-1-1	0-0-0
UMD	INJ	0-0-0	DND	0-0-0	1-0-1	0-1-1	0-0-0	0-0-0	0-2-2	0-2-2
UMD	INJ	DND	0-0-0	0-0-0	0-0-0	0-1-1	0-0-0	0-0-0	0-1-1	!2-0-2
UND+	0-0-0	0-0-0	DND	0-0-0	1-0-1	0-1-1	0-0-0	0-0-0	0-1-1	0-0-0
UND+	0-0-0	0-0-0	0-0-0	0-0-0	1-0-1	1-1-2	0-0-0	DND	!1-1-2	!1-0-1
MTU	0-1-1	0-0-0	DND	0-1-1	1-0-1	0-1-1	!1-0-1	DND	0-0-0	*!1-1-2
MTU	0-0-0	0-0-0	DND	0-1-1	1-0-1	0-1-1	0-2-2	0-0-0	0-0-0	*!2-0-2
CC+	0-0-0	0-0-0	DNT	0-0-0	0-0-0	0-2-2	0-0-0	DNT	0-1-1	!2-0-2
CC+	0-0-0	0-0-0	DNT	0-0-0	0-0-0	0-5-5	0-0-0	DNT	0-3-3	0-0-0
NMU+	0-0-0	1-0-1	DND	0-1-1	0-1-1	0-2-2	0-0-0	DNT	0-1-1	!1-0-1
NMU+	0-0-0	0-0-	DND	0-0-0	0-0-0	0-1-1	0-0-0	DNT	!1-0-1	e2-1-3
MINN	0-0-0	0-0-0	DND	0-0-0	0-0-0	!2-0-2	0-0-0	DND	0-0-0	0-0-0
MINN	0-0-0	0-0-0	DND	0-0-0	0-0-0	0-0-0	0-0-0	DND	0-0-0	0-0-0
UAA	0-0-0	0-0-0	DND	0-1-1	0-0-0	0-1-1	0-1-1	DND	!1-1-2	*!12-1-3
UAA	0-1-1	0-0-0	DND	0-0-0	0-0-0	0-2-2	0-0-0	DND	0-0-0	0-2-2
UND⊗	0-0-0	0-0-0	DND	*1-0-1	0-2-2	!1-3-4	0-1-1	0-0-0	0-0-0	!1-0-1
UND⊗	0-0-0	0-0-0	0-0-0	0-0-0	1-1-2	0-1-1	0-0-0	DND	0-1-1	0-1-1
SCSU⊗	0-0-0	0-0-0	0-0-0	0-0-0	0-0-0	1-0-1	0-0-0	DND	0-1-1	0-2-2
MTU⊗	0-0-0	1-2-3	DND	0-2-2	!1-2-3	1-0-1	!1-1-2	0-0-0	1-0-1	#1-0-1
WMU⊗⊗	0-0-0	0-0-0	0-0-0	0-0-0	0-2-2	1-2-3	0-0-0	DND	0-0-0	0-1-1
BU⊗⊗	0-0-0	0-0-0	0-0-0	1-0-1	0-0-0	0-0-0	0-0-0	DND	0-1-1	0-0-0
TOTALS	4-10-14	5-4-9	2-2-4	4-8-12	7-12-19	20-44-64	8-7-15	0-1-1	5-25-30	21-20-41

Key: + road game; * game-winning goal; ! power-play goal; e-empty net goal; # short-handed goal; ⊗WCHA Playoffs; ⊗⊗NCAA Regionals; ΔBadger Hockey Showdown

PLAYER REVIEW


Opponent	Brian Rafalski	Andrew Shier	Jamie Spencer	Mark Strobel	Mike Strobel	Chris Tok	Dan Tompkins	Chris Tucker	Max Williams	Jason Zent
DU+	0-0-0	0-3-3	1-0-1	0-0-0	0-0-0	0-0-0	DNT	0-0-0	0-0-0	0-0-0
DU+	0-0-0	0-4-4	2-1-3	0-0-0	0-0-0	0-0-0	DNT	0-0-0	0-1-1	1-0-1
UMD+	0-0-0	0-1-1	0-0-0	!1-2-3	0-0-0	0-0-0	DND	0-0-0	!1-0-1	0-0-0
UMD+	INJ	1-0-1	0-0-0	0-0-0	0-0-0	0-0-0	0-0-0	1-0-1	0-0-0	!2-0-2
UND	0-1-1	!2-1-3	0-0-0	0-1-1	0-0-0	0-0-0	0-0-0	0-0-0	*!2-1-3	1-1-2
UND	0-0-0	1-1-2	1-1-2	0-0-0	DND	0-1-1	DND	0-0-0	0-0-0	0-0-0
MTU+	0-0-0	0-0-0	0-0-0	0-0-0	0-0-0	0-0-0	0-0-0	0-0-0	0-0-0	0-0-0
MTU+	0-0-0	0-1-1	0-2-2	0-1-1	0-0-0	0-0-0	0-0-0	0-0-0	0-1-1	0-1-1
CC	0-1-1	1-2-3	INJ	!1-0-1	!1-3-4	0-0-0	DND	0-0-0	*1-0-1	0-1-1
CC	0-0-0	0-2-2	INJ	0-1-1	1-2-3	0-0-0	0-0-0	0-0-0	0-1-1	1-1-2
MSU+	0-1-1	0-0-0	INJ	0-0-0	0-0-0	0-0-0	0-0-0	0-1-1	0-0-0	0-0-0
MICH+	*1-1-2	2-0-2	INJ	0-1-1	0-1-1	0-0-0	0-0-0	1-1-2	0-1-1	0-1-1
NMU	!1-0-1	0-0-0	INJ	1-0-1	0-1-1	DND	0-0-0	0-0-0	0-0-0	0-1-1
NMU	0-1-1	1-1-2	INJ	*1-0-1	0-0-0	1-0-1	DND	0-2-2	0-0-0	0-0-0
UAA+	0-1-1	2-2-4	INJ	0-0-0	0-0-0	0-0-0	0-0-0	0-0-0	0-0-0	*!2-0-2
UAA+	0-1-1	*!1-0-1	INJ	0-0-0	e1-1-2	0-0-0	0-0-0	0-1-1	0-1-1	1-1-2
UAFA	!2-2-4	0-0-0	1-1-2	0-1-1	0-0-0	0-0-0	DND	0-2-2	0-2-2	0-0-0
NMUΔ	0-0-0	0-1-1	1-0-1	0-1-1	0-0-0	0-0-0	DND	*1-0-1	1-0-1	0-0-0
Red Army	0-1-1	0-1-1	2-0-2	0-0-0	DND	0-0-0	0-0-0	0-0-0	0-0-0	DND
MINN+	0-0-0	0-0-0	1-0-1	0-0-0	0-0-0	0-0-0	DNT	0-0-0	0-0-0	0-0-0
MINN+	0-0-0	0-2-2	0-1-1	0-0-0	0-1-1	0-0-0	DNT	0-0-0	0-0-0	0-1-1
SCSU	0-1-1	!1-0-1	*!1-1-2	0-1-1	0-0-0	0-0-0	DND	0-0-0	0-0-0	1-0-1
SCSU	0-0-0	0-1-1	0-0-0	0-0-0	0-0-0	0-0-0	DND	!1-0-1	0-0-0	0-0-0
UMD	INJ	3-0-3	*1-0-1	0-1-1	0-1-1	0-1-1	DND	0-0-0	1-1-2	0-2-2
UMD	INJ	0-1-1	0-0-0	1-0-1	0-1-1	0-0-0	DND	0-1-1	0-0-0	0-1-1
UND+	INJ	0-2-2	*2-0-2	0-0-0	0-0-0	0-0-0	DNT	0-0-0	0-1-1	!1-1-2
UND+	INJ	0-2-2	0-0-0	0-0-0	0-0-0	0-0-0	DNT	0-1-1	0-0-0	0-1-1
MTU	0-0-0	0-2-2	0-0-0	0-1-1	#1-0-1	0-0-0	0-0-0	0-2-2	0-0-0	1-0-1
MTU	0-1-1	0-1-1	0-1-1	0-0-0	0-1-1	#1-1-2	DND	1-0-1	0-0-0	0-1-1
CC+	0-0-0	0-1-1	0-0-0	0-0-0	0-0-0	0-0-0	0-0-0	0-0-0	1-0-1	0-0-0
CC+	1-0-1	0-0-0	1-0-1	0-0-0	0-0-0	0-0-0	DND	0-0-0	1-1-2	*!12-0-2
NMU+	0-0-0	0-1-1	*1-0-1	0-0-0	0-0-0	0-0-0	0-0-0	1-0-1	0-0-0	0-0-0
NMU+	0-1-1	0-4-4	0-0-0	0-0-0	1-0-1	0-1-1	*1-0-1	0-0-0	0-0-0	1-1-2
MINN	0-1-1	0-1-1	0-1-1	0-0-0	0-0-0	0-0-0	0-0-0	0-0-0	0-0-0	0-1-1
MINN	0-1-1	1-0-1	1-0-1	0-0-0	0-0-0	0-1-1	0-0-0	0-0-0	0-1-1	0-0-0
UAA	0-2-2	0-1-1	0-0-0	0-0-0	1-0-1	0-0-0	0-0-0	1-0-1	0-0-0	0-2-2
UAA	0-0-0	0-1-1	0-1-1	INJ	0-0-0	0-0-0	DND	0-0-0	*2-0-2	2-0-2
UND⊗	0-0-0	0-3-3	0-1-1	0-0-0	0-0-0	0-0-0	DND	1-2-3	0-0-0	!12-0-2
UND⊗	0-0-0	*1-1-2	0-0-0	0-1-1	0-0-0	0-0-0	DND	e1-0-1	1-0-1	0-1-1
SCSU⊗	0-0-0	0-0-0	0-0-0	0-0-0	0-0-0	0-0-0	DND	0-0-0	0-0-0	1-0-1
MTU⊗	#1-0-1	0-0-0	0-0-0	*!1-0-1	0-0-0	0-0-0	DND	0-4-4	0-0-0	0-0-0
WMU⊗⊗	0-1-1	0-2-2	1-2-3	*1-0-1	0-0-0	0-0-0	DND	0-1-1	2-0-2	!1-1-2
BU⊗⊗	0-0-0	0-0-0	0-0-0	0-0-0	0-0-0	0-0-0	DND	0-1-1	0-0-0	0-0-0
TOTALS	6-17-23	17-45-62	15-13-28	7-12-19	6-12-18	2-5-7	1-0-1	9-19-28	13-12-25	20-21-41

Key: + road game; * game-winning goal; ! power-play goal; e-empty net goal; # short-handed goal; ⊗WCHA Playoffs; ⊗⊗NCAA Regionals; ΔBadger Hockey Showdown

1993-94 HOCKEY IN REVIEW

THE TEAM: ... posted a 26-15-1 record ... received a seventh consecutive NCAA bid ... finished third in the WCHA with a 19-12-1 mark and the most wins in the league ... was the top defensive team in the league yielding just 3.22 goals per game ... had the second-best road mark in the WCHA at 12-9-1 (.568).

COACH JEFF SAUER: ... marked his 12th season at Wisconsin and 23rd as a collegiate head coach ... Sauer ran his mark of 20-win seasons to 12, including six 25-win seasons and three 30-win years ... has an overall coaching record of 489-400-34 making him the seventh winningest coach in history and third among active coaches ... improved his record at Wisconsin to 323-174-23, only the second coach to record 300 wins at Wisconsin (the other was Bob Johnson) ... the Badgers' third-place finish in the WCHA was the 11th time Sauer's teams have finished in the top three.



INDIVIDUAL ACCOMPLISHMENTS

MACO BALKOVEC — member of both the WCHA all-academic and academic all-Big Ten at-large teams.

JIM CAREY — finished 1993-94 as the WCHA's top goaltender in league games and all games ... Carey was first in games played (29 WCHA games; 39 all games), wins (17, 24), minutes (1687:36, 2247:44) and goals-against average (3.09, 3.04) ... he finished second in saves (782, 1,044) and save percentage (.900, .902) ... honorable-mention all-WCHA.

SHAWN CARTER — WCHA all-academic team.


MICKY ELICK — named Wisconsin's most improved player ... finished with 7-12-19 compared to rookie year totals of 1-6-7 ... tied for goal-scoring lead among UW defensemen (7) ... named to the WCHA all-tournament team.

KELLY FAIRCHILD — UW's scoring leader with 20-44-64 ... team leader in game-tying goals (4) ... named first-team all-WCHA ... selected by his peers to College Hockey USA's player's all-star first team ... finished tied for second in WCHA scoring with 15-37-52 ... in all games finished first with 20-44-64 (42 games) ... named UW's most consistent player, posting a team best (+25) in plus-minus ... was fifth in the nation in total assists (44) and seventh in total points (64) ... the WCHA's player of the week (Oct. 25) ... scored 3-4-7, including the

game-winning goal at Denver.

ROB GRANATO — co-captain ... recipient of WHA's Seventh Man Award (selected by the fans) ... WCHA and Big Ten all-academic team member.

TROY HOWARD — WCHA all-academic team member ... academic all-Big Ten at-large team.



ULVIS KATLAPS — top-scoring UW defenseman with 5-25-30 ... selected to WCHA and Big Ten all-academic teams ... all-WCHA honorable mention.

BLAINE MOORE — team's top goal scorer (21) ... finished tied for third in scoring with 21-20-41 ... selected Most Valuable Player ... led team in power-play goals (9) and tied for team lead in short-handed goals (2) ... named honorable mention all-WCHA ... finished tied for eighth in WCHA scoring ... third in team plus-minus (+20) ... was selected to the West all-star team which participated in the Shrine East-West College Hockey Classic ... named the WCHA's Player of the Week (Feb. 7) ... scored 3-1-4 vs MTU, including both game-winning goals.

BRIAN RAFALSKI — all-WCHA honorable mention ... all-WCHA academic team ... had 6-23-29 to rank second in scoring among UW defensemen ... was

the Badger's team MVP at the first annual College Hockey Showcase.

JEFF SANDERSON — academic all-Big Ten at-large team.

SCOTT SANDERSON — WCHA all-academic team member and academic all-Big Ten at-large team.




ANDREW SHIER — selected team's most competitive player ... named all-WCHA second team ... second in team scoring with 17-45-62 ... led team in assists (45) ... was fourth in the country in assists and eighth in total points (62) ... led the WCHA scoring race for 19 weeks ... finished the year tied for second (14-38-52) with teammate Kelly Fairchild in WCHA scoring ... honored by his peers with selection to the College Hockey USA Player's all-star second team ... finished career sixth on Wisconsin's all-time assist list (115) ... in overall scoring had career totals of 53-115-168 to tie him for 16th on the Badger all-time scoring chart ... second on team in plus-minus (+23) ... named the WCHA's Player of the Week (Jan. 24) after scoring 3-1-4 against UMD.

JAMIE SPENCER — 1994-95 asst. captain ... sixth in team scoring with 15-13-28 ... team leader in game-winning goals (4).

MARK STROBEL — 1993-94 co-captain ... 1994-95 team captain ... tied for lead in goals among UW defensemen with 7-12-19.

MIKE STROBEL — named WCHA Player of the Week (Nov. 22) ... scored 2-5-7 vs. CC.

CHRIS TOK — 1994-95 asst. captain ... WCHA all-academic team member.



CHRIS TUCKER — winner of the Ivan B. Williamson Scholastic Award for academic and athletic excellence ... member of WCHA all-academic and academic all-Big Ten at-large teams.

MAX WILLIAMS — one of the team's most improved players, finishing season with 13-12-25 (had 5-1-6 his freshman year).

JASON ZENT — tied for third in team scoring with 20-21-41 ... tied for second in goals and power-play goals (8) ... ended his career as UW's fifth all-time goal scorer (92) ... finished tied for tenth in the WCHA scoring race ... participated on the West all-star team in the Shrine East-West College Hockey Classic ... in his career at Wisconsin scored 92-68-160 in 164 games ... also was credited with 623 shots on goal in four years.

1993-94 FINAL STATISTICS

OVERALL: 26-15-1 (.630)

WCHA: 19-12-1

NO	NAME/POS	GP	SOG	G	A	PTS	PEN-MIN	PP	GW	SH	FG	GT	GP	G	A	PTS	PEN-MIN	PP	SH	GW
7	Fairchild/C	42	135	20	44	64	31-81	4	2	0	2	4	32	15	37	52	22-55	3	0	2
9	Shier/RW	42	89	17	45	62	38-76	4	2	0	2	2	32	14	38	52	30-60	3	0	1
17	Moore/C	37	89	21	20	41	44-104	9	3	2	2	1	28	19	16	35	34-84	8	1	3
11	Zent/LW	42	160	20	21	41	56-120	8	2	0	5	2	32	16	17	33	46-100	5	0	2
2	Katlaps/D	42	79	5	25	30	9-18	3	0	0	2	1	32	3	22	25	5-10	3	0	0
12	Spencer/LW	34	70	15	13	28	15-36	1	4	0	4	3	26	12	9	21	14-34	1	0	4
19	Tucker/C	42	49	9	19	28	12-32	1	1	1	1	1	32	5	7	12	10-28	1	0	0
16	Williams/RW	42	70	13	12	25	16-35	2	3	0	0	1	32	9	9	18	11-25	2	0	3
3	Rafalski/D	37	77	6	17	23	13-26	2	1	2	0	1	28	2	12	14	9-18	1	0	0
26	Mark Strobel/D	41	100	7	12	19	27-57	4	3	0	0	1	31	5	8	13	23-49	2	0	1
4	Elick/D	42	75	7	12	19	23-54	1	0	0	2	1	32	5	5	10	19-46	0	0	0
27	Mike Strobel/RW	41	60	6	12	18	36-72	1	0	1	2	0	31	6	11	17	25-50	1	1	0
21	Granato/LW	40	51	8	7	15	8-16	2	0	1	0	2	31	4	4	8	7-14	1	1	0
24	Balkovec/D	39	52	4	10	14	33-74	3	1	0	0	0	30	3	9	12	24-48	2	0	1
23	Doers/RW	41	38	4	8	12	14-39*	0	1	0	2	0	30	2	5	7	7-25*	0	0	0
33	Buss/C	36	33	5	4	9	27-62	0	1	0	0	1	26	3	0	3	15-30	0	0	0
14	Tok/D	41	37	2	5	7	48-97*	0	0	1	0	0	30	2	5	7	25-50	0	1	0
10	Carter/LW	16	16	2	2	4	12-24	0	0	0	0	1	10	1	2	3	7-14	0	0	0
29	Carey/G	39	0	0	3	3	3-6	0	0	0	0	0	29	0	2	2	3-6	0	0	0
20	Scott Sanderson/C	15	14	1	0	1	1-2	0	1	0	0	0	13	1	0	1	1-2	0	0	1
25	Tompkins/LW	18	12	1	0	1	10-31*	0	1	0	0	0	16	1	0	1	8-27*	0	0	1
18	Howard/LW	18	11	0	1	1	4-8	0	0	0	0	0	14	0	0	0	3-6	0	0	0
22	Jeff Sanderson/D	3	2	0	0	0	1-2	0	0	0	0	0	3	0	0	0	1-2	0	0	0
5	Krug/D	5	3	0	0	0	0-0	0	0	0	0	0	5	0	0	0	0-0	0	0	0

WISCONSIN	42	1322	173	292	465	488-1080	45	26	8	24	22	32	128	218	346	351-787	33	4	19
Opponents	42	1316	133	210	343	479-1084	43	15	9	18	29	32	103	160	263	360-810	27	7	12

NO	GOALTENDER	GP	W	L	T	MINUTES	GA	GAA	SOG	SVS	SV%	SO	SP	ENG
29	Carey	39	24	13	1	2247:14	114	3.04	1158	1044	.902	1	41	0
	WCHA	29	17	10	1	1687:36	87	3.09	869	782	.900	1	29	0
1	Daubenspeck	7	2	2	0	280:04	19	4.07	158	139	.880	0	5	0
	WCHA	6	2	2	0	240:04	16	4.00	136	120	.882	0	5	0

WISCONSIN	42	26	15	1	2567:18	133	3.11	1316	1183	.899	1	46	0
WCHA	32	19	12	1	1927:40	103	3.21	1005	902	.898	1	35	0
Opponents	42	15	26	1	2520:55	168	4.00	1317	1149	.872	1	32	5
WCHA	32	12	19	1	1921:19	125	3.90	1028	903	.878	1	23	3

Team Statistics

WCHA Totals in ()

POWER-PLAY EFFICIENCY

WISCONSIN 45 of 256 = 17.6% (33-189, 17.5%)

Opponents 43 of 254 = 16.9% (27-181, 14.9%)

SCORE BY PERIODS

WISCONSIN 50 (35) 69 (55) 53 (37) 1 173 (128)

Opponents 47 (37) 35 (24) 49 (41) 1 133 (103)

PENALTY-KILLING EFFICIENCY

WISCONSIN 211 of 254 = 83.1% (154-181, 85.1%)

Opponents 211 of 256 = 82.4% (156-189, 82.5%)

SHOTS ON GOAL

WISCONSIN 442 (332) 439 (345) 434 (347) 7 1322 (1031)

Opponents 402 (305) 434 (330) 470 (361) 10 1316 (1005)

SAVES

WISCONSIN 358 (272) 396 (302) 421 (320) 8 (8) 1183 (902)

Opponents 389 (294) 374 (294) 380 (309) 6 (6) 1149 (903)

PENALTIES

WISCONSIN 147 (110) 185 (132) 156 (109) 0 488 (351)

Opponents 147 (111) 189 (137) 143 (112) 0 479 (360)

Empty Net Goals: Fairchild (Oct. 23); Tucker (Nov. 27, Mar. 13); Mike Strobel (Dec. 11); Blaine Moore (Feb. 19)

Bench Penalties: 7-14; Hat Tricks: Andrew Shier (Jan. 21)

KEY: PP: power-play goals, GW: game-winning goals, SH: shorthanded goals, FG: first goal of game, GT: game-tying goal, SO: shutouts, SP: shutout periods, ENG: empty net goals; *includes game disqualification

1993-94 RESULTS

Date	Result	Opponent	UW Goals	Goalie Saves	Atten.
O 22	W 3-2	at Denver	Spencer, Fairchild, <u>Balkovec</u> *	Carey, 34	4,700+
O 23	W 6-3	at Denver	Zent, Spencer, Spencer, <u>Fairchild</u> , Buss, Fairchild@	Carey, 24	4,700+
O 29	L 4-5	at Minn.-Duluth	Moore#, Ma. Strobel*, Granato, Williams*	Carey, 31	5,612+
O 30	T 5-5, ot	at Minn.-Duluth	Tucker, Moore, Zent, Shier, Zent*	Carey, 28	5,612+
N 5	W 7-3	North Dakota	Zent, Fairchild, Williams*, <u>Williams</u> , Shier*, Shier, Doers	Carey, 16	8,597
N 6	L 4-5	North Dakota	Spencer, Balkovec, Shier*, Fairchild*	Carey, 31	8,644+
N 12	L 0-4	at Michigan Tech		Carey, 21	3,018
N 13	W 5-3	at Michigan Tech	Fairchild*, Moore, Moore, <u>S. Sanderson</u> , Fairchild	Carey, 15; Daubenspeck, 2	3,246
N 19	W 6-3	Colorado College	Fairchild, Granato#, Shier, <u>Williams</u> , Ma. Strobel*, Mi. Strobel*	Carey, 35	8,417
N 20	W 4-2	Colorado College	Zent, Mi. Strobel, <u>Fairchild</u> , Moore	Carey, 24	8,644+
N 26	L 2-4	vs Michigan State•	Fairchild, Granato	Carey, 24	13,769
N 27	W 5-3	vs Michigan•	Shier*, Granato, Shier, <u>Rafalski</u> , Tucker@	Carey, 18	14,127
D 3	L 2-5	Northern Michigan	Rafalski*, Ma. Strobel	Carey, 33	8,494
D 4	W 5-4	Northern Michigan	Shier, Carter, Balkovec*, Tok, <u>Ma. Strobel</u>	Daubenspeck, 29	8,587
D 10	W 5-4	at Alaska-Anchorage	Doers, Shier, Shier, Zent*, <u>Zent</u>	Carey, 30	6,406+
D 11	W 4-1	at Alaska-Anchorage	Zent, <u>Shier</u> *, Buss, Mi. Strobel@	Carey, 28, Daubenspeck, 2	6,406+
D 28	W 8-5	vs Alaska-Fairbanks Δ	Katlaps, Carter, Granato, Balkovec*, Spencer, <u>Buss</u> , Rafalski#, Rafalski*	Carey, 34; Skaleski 0	17,017
D 29	W 3-2	vs Northern Michigan Δ	Williams, Spencer, <u>Tucker</u> #	Carey, 26	17,690+
J 2	T 3-3	St. Petersburg Red Army	Spencer, Fairchild, Spencer	Daubenspeck, 35	7,505
J 8	L 2-5	at Minnesota	Fairchild, Spencer	Carey, 28	9,195+
J 9	L 3-4, ot	at Minnesota (Target Center)	Granato, Fairchild, Fairchild	Carey, 4; Daubenspeck, 25	17,109
J 14	W 4-1	St. Cloud State	Shier*, <u>Spencer</u> *, Moore, Zent	Carey, 30	8,512
J 15	L 1-6	St. Cloud State	Tucker*	Daubenspeck, 25	8,644+
J 21	W 6-1	Minn.-Duluth	Shier, <u>Spencer</u> , Shier, Elick, Williams Shier	Carey, 26	8,440
J 22	L 3-4	Minn.-Duluth	Moore*, Ma. Strobel, Moore	Carey, 39	8,644+
J 28	W 4-1	at North Dakota	Spencer, <u>Spencer</u> , Elick, Zent*	Carey, 31	5,119
J 29	L 4-5	at North Dakota	Elick, Moore*, Katlaps*, Fairchild	Carey, 24	4,409
F 4	W 5-0	Michigan Tech	<u>Moore</u> *, Mi. Strobel#, Granato*, Elick, Zent	Carey, 24	8,554
F 5	W 5-2	Michigan Tech	Elick, Tucker, <u>Moore</u> , Tok#, Moore*	Carey, 25	8,664+
F 11	L 3-8	at Colorado College	Moore*, Williams, Moore*	Carey, 31	4,011+
F 12	W 5-2	at Colorado College	Spencer, Rafalski, <u>Zent</u> *, Zent*, Williams	Carey, 33	3,999+
F 18	W 4-2	at Northern Michigan	Tucker, Buss, <u>Spencer</u> , Moore*	Carey, 20	4,131+
F 19	W 6-3	at Northern Michigan	Mi. Strobel, Moore, Katlaps*, <u>Tompkins</u> , Zent, Moore@	Carey, 30	4,305+
F 25	L 2-3	Minnesota	Fairchild, Fairchild*	Carey, 31	8,644+
F 26	L 2-3	Minnesota	Spencer, Shier	Carey, 29	8,644+
M 5	W 5-1	Alaska-Anchorage	Mi. Strobel, <u>Moore</u> *, Moore*, Tucker, Katlaps*	Carey, 27	8,644+
M 6	W 4-3, ot	Alaska-Anchorage	Zent, Zent, Williams, <u>Williams</u>	Daubenspeck, 37	8,383
END OF REGULAR SEASON					
M 11⊗	W 6-1	North Dakota	Zent*, <u>Doers</u> , Tucker, Zent*, Fairchild*, Moore*	Carey, 40	8,358
M 12⊗	W 4-2	North Dakota	Elick, Williams, <u>Shier</u> , Tucker@	Carey, 39	8,644+
M 18⊗	L 2-3, ot	vs St. Cloud State	Zent, Fairchild	Carey, 20	12,381
M 19⊗	W 8-3	vs Michigan Tech	Katlaps, Granato*, Rafalski#, Ma. Strobel*, Buss, Elick*, Moore#, Fairchild	Carey, 7; Daubenspeck 19	12,004
M 25⊗⊗	W 6-3	vs Western Michigan	Williams, Zent*, Fairchild, Ma. Strobel*, Williams, Spencer	Carey, 27	10,455
M 26⊗⊗	L 1-4	vs Boston University	Doers	Carey, 27	9,675

KEY: *Power-play goal; __ game-winning goal; @ - empty net goal; #shorthanded goal; +Sell-out; • College Hockey Showcase (Auburn Hills, Mich.); Δ Bank One Badger Hockey Showdown; ⊗ WCHA Playoffs; ⊗⊗ NCAA Playoffs; *Italics* represents exhibition game

SUMMARIES

Game #1: October 22, 1993 DU Arena (4,700*)

Wisconsin	1	1	1	—	3
Denver	1	0	1	—	2

1st period	time
UW-Spencer 1 (Fairchild, Shier)	5:12
DU-Ortiz 1 (Gunther, Andersson)	8:45
2nd period	
UW-Fairchild 1 (Shier, Elick)	18:05
3rd period	
UW-Balkovec 1 (Fairchild, Shier), ppg	6:36
DU-Andersson 1 (Carlson, Elders)	19:25

Penalties UW 6-12; DU 5-18
 Power-plays UW 1-3; DU 0-5
 Saves UW-Carey (12-12-10--34); 60:00
 DU-Burns (4-8-7--19) 58:13
 Officials: Refs-Christensen, Goddard; Linesman-Swiader

Game #2: October 23, 1993 DU Arena (4,700*)

Wisconsin	1	2	3	—	6
Denver	2	0	1	—	3

1st period	time
DU-Elders 1 (unassisted)	2:11
DU-Gunther 1 (Andersson)	2:57
UW-Zent 1 (Williams)	18:25
2nd period	
UW-Spencer 2 (Fairchild, Shier)	6:33
UW-Spencer 3 (Shier, Fairchild)	17:57
3rd period	
DU-Elders 2 (Ricci, DeCorby)	2:16
UW-Fairchild 2 (Spencer, Shier)	3:31
UW-Buss 1 (unassisted)	4:47
UW-Fairchild 3 (Shier, eng)	19:52

Penalties UW 8-16; DU 6-12
 Power-plays UW 0-4; DU 0-6
 Saves UW-Carey (8-6-10--24); 60:00
 DU-Burns (9-5-8--22) 60:00
 Officials: Refs-Christensen, Goddard; Linesman-Swiader

Game #3: October 29, 1993 Duluth Entertainment & Convention Ctr. (5,612*)

Minnesota-Duluth	2	1	2	—	5
Wisconsin	0	2	2	—	4

1st period	time
MD-Fitzgerald 2 (Federenko, Larson)	2:29
MD-Marinucci 3 (Fitzgerald, Federenko)	16:19
2nd period	
MD-Marinucci 4 (Osmak)	10:32
UW-Moore 1 (Shier, Ma. Strobel), shg	14:43
UW-Ma. Strobel 1 (Moore), ppg	17:32
3rd period	
MD-Federenko 1 (Marinucci, Fitzgerald)	2:36
UW-Granato 1 (Fairchild)	10:36
MD-Miller 1 (Locker, Ciccarello)	11:38
UW-Williams 1 (Ma. Strobel, Moore), ppg	15:28

Penalties UW 7-17; MD 13-29
 Power-plays UW 2-7; MD 0-2
 Saves UW-Carey (11-6-14--31); 59:49
 MD-Lendzyk (13-6-7--26); 60:00
 Officials: Refs-Shepherd, Schmitt; Linesman-Gonrowski

Game #4: October 30, 1993 Duluth Entertainment & Convention Ctr. (5,612*)

Wisconsin	1	3	1	0	—	5
Minnesota-Duluth	3	1	1	0	—	5

1st period	time
MD-Marinucci 5 (Fitzgerald)	6:22
UW-Tucker 1 (Katlaps)	12:09
MD-Marinucci 6 (unassisted), ppg	16:56
MD-Federenko 2 (Marinucci, Miller)	19:24
2nd period	
UW-Moore 2 (Balkovec)	16:23
MD-Hanson 1 (Marinucci, Federenko)	17:12
UW-Zent 2 (Moore, Balkovec)	18:53
UW-Shier 1 (Fairchild, Katlaps)	19:23
3rd period	
MD-Tamminen 2 (Ciccarello, Locker)	2:42
UW-Zent 3 (Moore, Fairchild), ppg	19:40
overtime	
No Scoring	

Penalties UW 7-14; MD 7-14
 Power-plays UW 1-4; MD 1-4
 Saves UW-Carey (10-4-11-3--28); 64:35
 MD-Lendzyk (9-7-11-6--33) 65:00
 Officials: Refs-Shepherd, Schmitt; Linesman-Gonrowski

Game #5: November 5, 1993 Dane County Coliseum (8,597)

Wisconsin	3	1	3	—	7
North Dakota	0	1	2	—	3

1st period	time
UW-Zent 4 (Moore, Williams)	0:18
UW-Fairchild 4 (Shier, Elick)	7:07
UW-Williams 2 (Moore, Katlaps), ppg	11:27
2nd period	
UW-Williams 3 (Zent, Ma. Strobel)	13:35
ND-Murphy 2 (Johnson)	15:15
3rd period	
UW-Shier 2 (Rafalski, Fairchild), ppg	4:52
ND-Schriner 2 (Naumenko), ppg	7:12
UW-Shier 3 (Katlaps, Carey)	12:05
ND-Gotziaman 3 (Mitani)	12:51
UW-Doers 1 (Granato, Katlaps)	13:59

Penalties UW 8-16; ND- 8-16
 Power-plays UW 2-7; ND 1-6
 Saves UW-Carey (4-6-6--16); 60:00
 ND-Kvalevog (13-10-17--40); 60:00
 Officials: Refs-Thomas, Ricci; Linesman-Fabian

Game #6: November 6, 1993 Dane County Coliseum (8,644*)

North Dakota	0	2	3	—	5
Wisconsin	1	2	1	—	4

1st period	time
UW-Spencer 4 (Fairchild)	1:35
2nd period	
UW-Balkovec 2 (Spencer, Tok)	1:37
ND-Hoogsteen 2 (Naumenko, Bombardir), ppg	15:59
ND-Wilson 3 (Naumenko, Mitani), ppg	16:19
UW-Shier 4 (Fairchild, Elick)	16:36
3rd period	
UW-Fairchild 5 (Balkovec, Shier), ppg	5:52
ND-McKinnon 3 (Schriner), shg	7:16
ND-Schriner 2 (Naumenko, Grillo), ppg	13:09
ND-Bombardir 2 (Schriner, Grillo)	16:27

Penalties UW 8-16; ND 8-16
 Power-plays UW 2-5; ND 3-5
 Saves UW-Carey (9-10-12--31); 59:06
 ND-Kvalevog (5-9-14--28); 60:00
 Officials: Refs-Thomas, Ricci; Linesman-Fabian

Game #7: November 12, 1993 MacInnes Student Ice Arena (3,018)

Michigan Tech	1	2	1	—	4
Wisconsin	0	0	0	—	0

1st period	time
MT-Machacek 3 (unassisted), shg	15:16
2nd period	
MT-Hanchuk 1 (Stevens, P. Mikesch)	2:24
MT-LeBel 3 (Wright), ppg	14:27
3rd period	
MT-P. Mikesch 2 (Wright, Hanchuk), ppg	13:35

Penalties UW 16-38; MT 20-48
 Power-plays UW 0-9; MT 2-6
 Saves UW-Carey (4-9-8--21); 60:00
 MT-Ram (16-5-4--25); 60:00
 Officials: Refs-Waisanen, Ames; Linesman-Lafave

Game #8: November 13, 1993 MacInnes Student Ice Arena (3,246)

Wisconsin	0	4	1	—	5
Michigan Tech	1	1	1	—	3

1st period	time
MT-Wright 1 (J. Mikesch, Machacek)	2:47
2nd period	
UW-Fairchild 6 (Spencer, Shier), ppg	4:01
UW-Moore 3 (Williams, Ma. Strobel)	5:45
MT-Peca 3 (Kisil)	9:04
UW-Moore 4 (Zent)	15:04
UW-S. Sanderson 1 (Spencer)	19:52
3rd period	
UW-Fairchild 7 (Balkovec, Carey)	5:24
MT-J. Mikesch 4 (Hanchuk, Machacek)	18:33

Penalties UW 14-28; MT 14-28
 Power-plays UW 1-7; MT 0-7
 Saves UW-Carey (4-7-4--15); 55:52
 UW-Daubenspeck (x-x-2--2); 4:08
 MT-Ram (7-12-3--22); 47:33
 MT-Caravaggio (x-x-3--3); 8:56
 Officials: Refs-Waisanen, Ames; Linesman-Lafave

Game #9: November 19, 1993 Dane County Coliseum (8,417)

Wisconsin	1	1	4	—	6
Colorado College	1	1	1	—	3

1st period	time
UW-Fairchild 8 (Shier, Mi. Strobel)	8:25
CC-Remackel 3 (unassisted), shg	12:28
2nd period	
CC-Geronazzo 2 (Fearn, Jaraczewski), ppg	5:50
UW-Granato 2 (Mi. Strobel), shg	7:36
3rd period	
UW-Shier 5 (Mi. Strobel, Katlaps)	1:02
UW-Williams 4 (Zent, Moore)	6:04
UW-Ma. Strobel 2 (Rafalski, Elick), ppg	12:39
UW-Mi. Strobel 1 (Shier), ppg	15:45
CC-McNeill 7 (Jaraczewski, Reid)	16:52

SUMMARIES

Game #10: November 20, 1993 Dane County Coliseum (8,644*)

Wisconsin	1	2	1	—	4
Colorado College	0	2	0	—	2

1st period	time
UW-Zent 5 (Fairchild, Mi. Strobel)	1:03
2nd period	
UW-Mi. Strobel 2 (Shier, Ma. Strobel)	2:08
CC-Nelson 5 (unassisted)	2:55
UW-Fairchild 9 (Shier, Mi. Strobel)	8:11
CC-Enga 7 (Remackel)	19:48
3rd period	
UW-Moore 5 (Zent, Williams)	17:26

Penalties UW 8-16; CC 7-14
Power-plays UW 0-3; CC 0-6
Saves UW-Carey (8-6-10--24); 60:00
..... CC-Lambert (11-7-8--26); 58:38
Officials: Refs-Shepherd, Chermak; Linesman-Brown

Game #11: November 26, 1993 The Palace (13,769): Auburn Hills, Mich. College Hockey Showcase

Michigan State	1	2	1	—	4
Wisconsin	1	0	1	—	2

1st period	time
UW-Fairchild 7 (Rafalski)	0:26
MS-Carter 7 (Harper, Guolla)	12:07
2nd period	
MS-Suk 3 (Murray, Guolla), ppg	10:54
MS-Carter 8 (Suk), ppg	17:56
3rd period	
MS-Smith 3 (Murray, Suk), ppg	5:44
UW-Granato 3 (Tucker)	10:55

Penalties UW 16-40; MS 11-22
Power-plays UW 0-5; MS 3-9
Saves UW-Carey (9-9-6--24); 59:04
..... MS-Buzak (7-15-5--27); 60:00
Officials: Refs-Shegos, Graff; Linesman-Lulich

Game #12: November 27, 1993 The Palace (14,127): Auburn Hills, Mich. College Hockey Showcase

Wisconsin	2	0	3	—	5
Michigan	2	0	1	—	3

1st period	time
MI-Knuble 8 (Morrison, Botterill), ppg	3:18
MI-Wiseman 3 (Oliver, Botterill), ppg	4:03
UW-Shier 6 (Tucker, Ma. Strobel), ppg	19:13
UW-Granato 4 (unassisted)	19:35
2nd period	
No Scoring	
3rd period	
MI-Stone 5 (Schock, Halko)	7:39
UW-Shier 7 (Mi. Strobel, Rafalski)	11:35
UW-Rafalski 4 (Williams, Zent)	16:22
UW-Tucker 2 (unassisted), eng	19:21

Penalties UW 16-33; MI 16-33
Power-plays UW 1-7; MI 2-7
Saves UW-Carey (4-7-7--18); 60:00
..... MI-Shields (8-5-2--15); 59:35
Officials: Refs-Shegos, Piotrowski; Linesman-Kelly

Game #13: December 3, 1993 Dane County Coliseum (8,494)

Northern Michigan	1	1	3	—	5
Wisconsin	0	2	0	—	2

1st period	time
NM-Carpenter 5 (Harding, Kaebel), ppg	19:04
2nd period	
UW-Rafalski 2 (Moore, Zent), ppg	4:08
UW-Ma. Strobel 3 (Fairchild, Mi. Strobel)	7:31
NM-Riplinger 5 (Hadden, Hehr), ppg	13:39
3rd period	
NM-Harding 12 (Seymour, Dameworth)	15:06
NM-Hehr 4 (Harding, MacDonald)	18:30
NM-Riplinger 6 (Hadden)	18:59

Penalties UW 7-14; NM 7-14
Power-plays UW 1-5; NM 2-5
Saves UW-Carey (8-17-8--33); 60:00
..... NM-Kochan (5-14-10--29); 60:00
Officials: Refs-Ricci & Waisanen; Linesman-Brown

Game #14: December 4, 1993 Dane County Coliseum (8,587)

Wisconsin	2	2	1	—	5
Northern Michigan	0	1	3	—	4

1st period	time
UW-Shier 8 (Rafalski, Fairchild)	0:36
UW-Carter 1 (Tucker, Elick)	16:50
2nd period	
UW-Balkovec 3 (Shier), ppg	6:01
UW-Tok 1 (Carter, Tucker)	11:56
NM-Hadden 4 (Smith, Riplinger)	17:10
3rd period	
UW-Mark Strobel 4 (Fairchild, Doers)	1:24
NM-Riplinger 7 (Smith)	5:35
NM-Smith 2 (Carpenter, Hadden)	8:32
NM-Hehr 5 (unassisted), shg	16:41

Penalties UW 12-32; NM 10-26
Power-plays UW 1-5; NM 0-5
Saves: .. UW-Daubenspeck (2-13-14--29); 60:00
..... NM-Taylor (7-5-5--17); 58:56
Officials: Refs-Ricci, Waisanen; Linesman-Brown

Game #15: December 10, 1993 Sullivan Arena (6,406*)

Wisconsin	1	2	2	—	5
Alaska Anchorage	1	2	1	—	4

1st period	time
UW-Doers 1 (Shier, Fairchild)	0:36
AA-Bethard 3 (Morrison, Rautakallio), ppg	17:19
2nd period	
UW-Shier 9 (Fairchild)	3:13
AA-Bethard 4 (Morrison, White), ppg	8:03
UW-Shier 10 (unassisted)	11:44
AA-Mylymork 1 (Williams, Stitt)	19:19
3rd period	
UW-Zent 6 (Shier, Fairchild), ppg	1:20
UW-Zent 7 (Rafalski)	17:40
AA-Gore 5 (White)	18:21

Penalties UW 10-20; AA 11-30
Power-plays UW 1-5; AA 2-5
Saves UW-Carey (4-18-8--30); 60:00
..... AA-Schill (8-7-9--24); 60:00
Officials: Refs-Ames, Thomas; Linesman-Sorenson

Game #16: December 11, 1993 Sullivan Arena (6,406*)

Wisconsin	1	1	2	—	4
Alaska Anchorage	1	0	0	—	1

1st period	time
UW-Zent 8 (Williams, Mi. Strobel)	1:27
AA-White 2 (Morrison, Gore)	3:42
2nd period	
UW-Shier 11 (Rafalski, Katlaps), ppg	15:41
3rd period	
UW-Buss 2 (Carter, Tucker)	3:45
UW-Mi. Strobel 3 (Zent), eng	18:25

Penalties UW 10-20; AA 9-18
Power-plays UW 1-5; AA 0-6
Saves UW-Carey (8-10-10--28); 58:25
..... UW-Daubenspeck (x-x-2--2); 1:35
..... AA-Schill (6-11-10--27); 59:26
Officials: Refs-Ames, Thomas; Linesman-Sorenson

Game #17: December 28, 1993 Bradley Center, Milwaukee (17,017) Bank One Badger Hockey Showdown

Wisconsin	1	3	4	—	8
Alaska Fairbanks	2	1	2	—	5

1st period	time
UW-Katlaps 1 (Buss)	5:52
AF-Eckel 15 (Macmillan, Lester), ppg	9:16
AF-Eckel 16 (MacMillan), ppg	17:04
2nd period	
UW-Carter 2 (Granato)	3:50
UW-Granato 5 (Balkovec, Spencer)	10:16
UW-Balkovec 4 (Ma. Strobel, Williams), ppg	15:46
AF-Fedorchuk 21 (MacMillan, Lester), ppg	16:17
3rd period	
UW-Spencer 5 (Rafalski)	0:21
UW-Buss 3 (Rafalski, Tucker)	2:07
AF-Milles 3 (Williams, Spring)	7:21
UW-Rafalski 3 (unassisted), shg	8:42
UW-Rafalski 4 (Tucker, Williams), ppg	11:48
AF-Williams 6 (Bowtell, Patton), ppg	15:31

Penalties UW 17-34; AF 15-38
Power-plays UW 2-5; AF 4-8
Saves UW-Carey (11-11-12--34); 60:00
..... AF-Moberg (7-5-7--19); 51:48
..... AF-Fish (x-x-5--5); 8:12
Officials: Refs-Goddard, Ricci; Linesman-Brown

Game #18: December 29, 1993 Bradley Center, Milwaukee (17,690*) Bank One Badger Hockey Showdown

Wisconsin	0	2	1	—	3
Northern Michigan	2	0	0	—	2

1st period	time
NM-Kaebel 4 (Woog, Carpenter), shg	8:33
NM-Hehr 6 (Riplinger, Harding), ppg	13:52
2nd period	
UW-Williams 5 (Howard, Doers)	3:10
UW-Spencer 6 (Shier, Fairchild)	7:20
3rd period	
UW-Tucker 3 (Ma. Strobel), shg	12:51

Penalties UW 10-20; NM 10-20
Power-plays UW 0-8; NM 1-7
Saves UW-Carey (8-6-12--26); 60:00
..... NM-Kochan (13-8-5--26); 59:10
Officials: Refs-Ricci, Goddard; Linesman-Romano

SUMMARIES

Game #19: January 2, 1994 Dane County Coliseum (7,505) Exhibition Game

St. Petersburg Red Army	0	2	1	—	3
Wisconsin	0	1	2	—	3

1st period	time
No Scoring	
2nd period	
UW-Spencer (Fairchild, Rafalski)	6:28
SP-Smagin (Alexsushin, Pavlov)	15:26
UW-Fairchild (Katlaps)	16:23
3rd period	
SP-Pushkov (Gailik)	8:53
SP-Vinogradov (Ephimov)	14:48
UW-Spencer (Fairchild, Shier)	19:36

Penalties UW 8-16; SP 9-18
Power-plays UW 0-7; SP 0-6
Saves UW-Daubenspeck (17-8-10-35); 59:33
..... SP-Ivannikov (5-7-3-15); 60:00
Officials: Ref-Ricci; Linesmen-Brown, Romano

Game #20: January 8, 1994 Mariucci Arena (9,195)

Minnesota	3	0	2	—	5
Wisconsin	0	2	0	—	2

1st period	time
MN-Nielsen 11 (Means, Bonin)	13:59
MN-Bonin 10 (McHugh, Brink)	14:38
MN-Brink 5 (Wasley, Bonin), ppg	17:42
2nd period	
UW-Fairchild 11 (Balkovec)	8:08
UW-Spencer 7 (Balkovec)	13:45
3rd period	
MN-Dziedzic 5 (Nielsen, Bianchi)	16:17
MN-McHugh 5 (Bonin, Brink), ppg	19:13

Penalties UW 11-22; MN 11-22
Power-plays UW 0-5; MN 2-6
Saves: UW-Carey (8-13-7-28); 60:00
..... MN-Callinan (5-9-7-21); 60:00
Officials: Refs-Shepherd, Schmitt; Linesman-Elvy

Game #21: January 9, 1994 The Target Center (17,109)

Minnesota	2	0	1	1	—	4
Wisconsin	0	1	2	0	—	3

1st period	time
MN-Dustin 5 (Fiebelkorn, Wasley)	8:10
MN-McHugh 6 (Bonin, LaFleur)	10:59
2nd period	
UW-Granato 6 (Zent, Mi. Strobel)	9:20
3rd period	
UW-Fairchild 12 (Shier)	0:19
MN-Nielsen 12 (Dziedzic, Bianchi)	1:19
UW-Fairchild 13 (Spencer, Shier)	19:05
overtime	
MN-Larson 3 (Bonin, McHugh)	4:37

Penalties UW 4-11; MN 6-12
Power-plays UW 0-4; MN 0-2
Saves: UW-Carey (4-x-x-x-4); 10:59
..... UW-Daubenspeck (2-12-7-4-25); 53:38
..... MN-Moen (13-13-6-0-32); 64:37
Officials: Refs-Shepherd, Schmitt; Linesman-Elvy

Game #22: January 14, 1994 Dane County Coliseum (8,512)

Wisconsin	1	1	2	—	4
St. Cloud State	1	0	0	—	1

1st period	time
SC-Schmidt 4 (Rieder, Geisbauer)	11:06
UW-Shier 12 (Spencer, Katlaps), ppg	15:33
2nd period	
UW-Spencer 8 (Fairchild, Rafalski), ppg	19:48
3rd period	
UW-Moore 6 (Ma. Strobel, Katlaps)	12:51
UW-Zent 9 (Moore, Katlaps)	18:30

Penalties UW 10-20; SC 11-22
Power-plays UW 2-7; SC 0-6
Saves: UW-Carey (8-9-13-30); 60:00
..... SC-Sjerven (12-6-6-24); 60:00
Officials: Refs-Thomas, Borman; Linesman-Brown

Game #23: January 15, 1994 Dane County Coliseum (8,644)

St. Cloud State	2	1	3	—	6
Wisconsin	0	0	1	—	1

1st period	time
SC-Lievers 6 (Hultgren, Santerre), ppg	12:52
SC-Holum 6 (unassisted), shg	14:51
2nd period	
SC-Rieder 2 (Geisbauer, Schmidt)	5:36
3rd period	
UW-Tucker 4 (Katlaps, Shier), ppg	2:50
SC-Hultgren 5 (Paradise, Lund)	14:35
SC-Santerre 2 (unassisted)	16:52
SC-Gasseau 7 (Santerre, Gruba)	18:46

Penalties UW 13-34; SC 15-30
Power-plays UW 1-7; SC 1-6
Saves: UW-Daubenspeck (8-7-10-25); 60:00
..... SC-Sjerven (6-8-10-24); 60:00
Officials: Refs-Thomas, Borman; Linesman-Brown

Game #24: January 21, 1994 Dane County Coliseum (8,440)

Wisconsin	1	3	2	—	6
Minnesota-Duluth	0	0	1	—	1

1st period	time
UW-Shier 13 (Tok, Williams)	8:22
2nd period	
UW-Spencer 9 (Fairchild)	0:58
UW-Shier 14 (Moore, Zent)	7:16
UW-Elick 1 (Zent, Moore)	7:43
3rd period	
UW-Williams 6 (Mi. Strobel, Katlaps)	7:04
UW-Shier 15 (Ma. Strobel, Katlaps)	15:14
MD-Roy 2 (Karakas, Miller)	16:48

Penalties UW 8-16; MD 9-18
Power-plays UW 0-6; MD 0-5
Saves: UW-Carey (9-9-8-26); 60:00
..... MD-Lendzyk (8-10-11-29); 60:00
Officials: Refs-Ames, Brandt; Linesman-Brown

Game #25: January 22, 1994 Dane County Coliseum (8,644*)

Minnesota-Duluth	2	1	1	—	4
Wisconsin	2	1	0	—	3

1st period	time
UW-Moore 7 (Fairchild, Katlaps), ppg	4:13
MD-Roy 3 (Culic, Karakas)	4:59
MD-Ciccarello 2 (unassisted), shg	6:34
UW-Ma. Strobel 5 (Tucker, Mi. Strobel)	16:14

2nd period	
UW-Moore 8 (Zent, Shier)	4:34
MD-Osmak 6 (Karakas, Hanson), ppg	7:50

3rd period	
MD-Sittlow 2 (Federenko, Marinucci)	19:57

Penalties UW 9-18; MD 8-16
Power-plays UW 1-5; MD 1-6
Saves UW-Carey (8-15-16-39); 60:00
..... MD-Lendzyk (10-5-12-27); 60:00
Officials: Refs-Ames, Brandt; Linesman-Brown

Game #26: January 28, 1994 Engelstad Arena (5,119)

Wisconsin	2	2	0	—	4
North Dakota	0	0	1	—	1

1st period	time
UW-Spencer 6 (Williams, Fairchild)	4:35
UW-Spencer 7 (unassisted)	7:04

2nd period	
UW-Elick 2 (Shier, Zent)	1:22
UW-Zent 10 (Katlaps, Shier), ppg	18:30

3rd period	
ND-Wilson 12 (Johnson, Bombardir)	3:40

Penalties UW 8-24; ND 8-16
Power-plays UW 1-6; ND 0-5
Saves UW-Carey (14-4-13-31); 60:00
..... ND-Kvalevog (6-6-10-22); 60:00
Officials: Refs-Christensen, Ricci; Linesman-Nelson

Game #27: January 29, 1994 Engelstad Arena (4,409)

North Dakota	2	1	2	—	5
Wisconsin	1	2	1	—	4

1st period	time
ND-Gotziaman 7 (Hoogsteen, Grillo)	2:04
UW-Elick 3 (Tucker)	16:47
ND-Wilson 13 (Grillo, Litke), ppg	18:18

2nd period	
UW-Moore 9 (Katlaps, Zent), ppg	1:22
UW-Katlaps 2 (Fairchild, Shier), ppg	10:53
ND-McKinnon 11 (Bombardir, Bear), ppg	18:09

3rd period	
ND-Gotziaman 8 (Hoogsteen, Grillo)	5:04
UW-Fairchild 14 (Shier)	12:48
ND-McKinnon 12 (Zierke, Bombardir)	19:24

Penalties UW 17-34; ND 20-48
Power-plays UW 2-7; ND 2-5
Saves UW-Carey (11-5-8-24); 59:50
..... ND-Kvalevog (9-13-8-30) 60:00
Officials: Refs-Christensen, Ricci; Linesman-Nelson

Game #28: February 4, 1994 Dane County Coliseum (8,554)

Wisconsin	3	1	1	—	5
Michigan Tech	0	0	0	—	0

1st period	time
UW-Moore 10 (Fairchild, Shier), ppg	3:36
UW-Mi. Strobel 4 (Balkovec), shg	8:45
UW-Granato 7 (Ma. Strobel, Tucker), ppg	18:58

SUMMARIES

2nd period		
UW-Elick 4 (Doers, Tucker)	10:51	
3rd period		
UW-Zent 11 (Moore, Shier)	15:37	

Penalties UW 17-37; MT 21-45
 Power-plays UW 2-12; MT 0-8
 Saves UW-Carey (10-3-11--24); 60:00
 MT-Caravaggio (13-9-14--36); 60:00
 Officials: Refs-Goddard, Waisanen; Linesman-Brown

Game #29: February 5, 1994 Dane County Coliseum (8,644*)

Wisconsin	2	3	0	—	5
Michigan Tech	2	0	0	—	2

1st period		time
UW-Elick 5 (Granato, Tok)		3:31
UW-Tucker 5 (Rafalski, Doers)		10:53
MT-Peterson 17 (LeBel, P. Mikesch), ppg		12:25
MT-J. Mikesch 8 (Lane, Jensen)		15:42

2nd period		
UW-Moore 11 (Shier, Spencer)	8:01	
UW-Tok 2 (Granato, Mi. Strobel), shg	8:57	
UW-Moore 12 (Zent, Fairchild), ppg	16:46	

3rd period
No Scoring

Penalties UW 18-36; MT 20-51
 Power-plays UW 1-9; MT 1-8
 Saves UW-Carey (9-6-10--25); 60:00
 MT-Ram (18-20-14--52); 60:00
 Officials: Refs-Goddard, Waisanen; Linesman-Brown

Game #30: February 11, 1994 Broadmoor World Arena (4,011*)

Colorado College	3	1	4	—	8
Wisconsin	1	2	0	—	3

1st period		time
CC-Nelson 11 (Paxton, Reynard)		0:34
CC-Fearns 9 (Enga)		3:33
UW-Moore 13 (Fairchild, Shier), ppg		4:57
CC-Geronazzo 11 (Schmidt, Jaraczewski)		13:47

2nd period		
UW-Williams 7 (Fairchild)	0:23	
CC-Geronazzo 12 (Fearns, Jaraczewski)	8:13	
UW-Moore 14 (Katlaps)	11:39	

3rd period		
CC-Enga 14 (unassisted), shg	6:53	
CC-Geronazzo 13 (Schmidt, Jaraczewski)	16:20	
CC-Reynard 8 (Enga, Fearns), ppg	19:00	
CC-Shypitka 3 (unassisted), ppg	20:00	

Penalties UW 18-47; CC 17-45
 Power-plays UW 1-6; CC 2-5
 Saves UW-Carey (10-13-8--31); 60:00
 CC-Bach (8-7-5--29); 60:00
 Officials: Refs-Ames, Christensen; Linesman-Schoech

Game #31: February 12, 1994 Broadmoor World Arena (3,999*)

Wisconsin	2	3	0	—	5
Colorado College	2	0	0	—	2

1st period		time
CC-Geronazzo 14 (Remackel)		1:47
UW-Spencer 12 (Fairchild, Williams)		1:58

UW-Rafalski 5 (Fairchild)	9:35
CC-Jaraczewski 12 (Enga, Reid)	12:40

2nd period	
UW-Zent 12 (Katlaps, Fairchild), ppg	4:56
UW-Zent 13 (Fairchild, Katlaps), ppg	16:26
UW-Williams 8 (Fairchild, Katlaps)	19:01

3rd period
No Scoring

Penalties UW 9-18; CC 11-22
 Power-plays UW 2-6; CC 0-5
 Saves UW-Carey (10-12-11--33); 60:00
 CC-Bach (13-7-9--29); 60:00
 Officials: Refs-Ames, Christensen; Linesman-Schoech

Game #32: February 18, 1994 Lakeview Arena (4,131*)

Wisconsin	1	1	2	—	4
Northern Michigan	1	1	0	—	2

1st period		time
UW-Tucker 6 (Elick)		9:11
NM-Karlander 14 (unassisted), ppg		16:54

2nd period		
NM-Harding 22 (Smith)	2:28	
UW-Buss 4 (Katlaps, Doers)	3:27	

3rd period		
UW-Spencer 13 (Fairchild)	3:56	
UW-Moore 15 (Fairchild, Shier), ppg	17:08	

Penalties UW 9-18; NM 7-14
 Power-plays UW 1-4; NM 1-8
 Saves UW-Carey (5-9-6--20); 60:00
 NM-Taylor (13-13-11--37); 60:00
 Officials: Refs-Shepherd, Schmitt; Linesman-Romano

Game #33: February 19, 1994 Lakeview Arena (4,305*)

Wisconsin	1	1	4	—	6
Northern Michigan	1	2	0	—	3

1st period		time
UW-Mi. Strobel 5 (unassisted)		2:07
NM-Ganz 9 (Karlander, Seymour)		15:36

2nd period		
NM-Hehr 10 (unassisted), ppg	9:44	
NM-Seymour 12 (Harding, Hehr), ppg	11:42	
UW-Moore 16 (Tok)	15:52	

3rd period		
UW-Katlaps 3 (Shier, Fairchild), ppg	4:56	
UW-Tompkins 1 (Shier, Rafalski)	8:53	
UW-Zent 14 (Moore, Shier)	13:20	
UW-Moore 17 (Zent, Shier), eng	17:56	

Penalties UW 13-45; NM 8-16
 Power-plays UW 1-5; NM 2-8
 Saves UW-Carey (14-10-6--30); 60:00
 NM-Taylor (8-10-6--24); 59:47
 Officials: Refs-Shepherd, Schmitt; Linesman-Romano

Game #34: February 25, 1994 Dane County Coliseum (8,644*)

Minnesota	1	2	0	—	3
Wisconsin	0	2	0	—	2

1st period		time
MN-Dustin 9 (Trebil, Woog), ppg		18:01
2nd period		

MN-Nielsen 24 (Bianchi, Means)	6:25
UW-Fairchild 15 (Rafalski, Spencer)	9:57
MN-Bianchi 6 (Dustin, McAlpine), ppg	12:18
UW-Fairchild 16 (Shier, Zent), ppg	19:09

3rd period
No Scoring

Penalties UW 13-26; MN 13-26
 Power-plays UW 1-6; MN 2-6
 Saves UW-Carey (9-10-12--31); 59:26
 MN-Callinan (8-7-18--33); 60:00
 Officials: Ref-Shepherd; Linesmen-Fabian, Brown

Game #35: February 26, 1994 Dane County Coliseum (8,644*)

Minnesota	0	0	3	—	3
Wisconsin	1	1	0	—	2

1st period		time
UW-Spencer 14 (Williams, Tok)		9:03

2nd period		
UW-Shier 16 (unassisted)	7:12	

3rd period		
MN-McHugh 9 (Trebil)	4:25	
MN-McHugh 10 (Nielsen, Bianchi)	4:40	
MN-Means 5 (Brink)	8:47	

Penalties UW 15-38; MN 14-28
 Power-plays UW 0-3; MN 0-3
 Saves UW-Carey (12-6-11--29); 59:34
 MN-Moen (6-14-9--29); 60:00
 Officials: Refs-Shepherd, Ricci; Linesman-Brown

Game #36: March 5, 1994 Dane County Coliseum (8,644*)

Wisconsin	2	3	0	—	5
Alaska Anchorage	0	1	0	—	1

1st period		time
UW-Mi. Strobel 6 (Rafalski, Granato)		7:37
UW-Moore 18 (Zent, Shier), ppg		8:08

2nd period		
UW-Moore 19 (Fairchild, Katlaps), ppg	1:28	
UW-Tucker 7 (Doers, Rafalski)	3:10	
AA-Morris 14 (Kowal)	17:39	
UW-Katlaps 4 (Moore, Zent), ppg	19:34	

3rd period
No Scoring

Penalties UW 10-20; AA 13-34
 Power-plays UW 3-7; AA 0-7
 Saves UW-Carey (9-10-8--27); 60:00
 AA-Schill (12-10-x--22); 40:00
 AA-Davis (x-x-10--10); 20:00
 Officials: Refs-Thomas, Brandt; Linesman-Brown

Game #37: March 6, 1994 Dane County Coliseum (8,383)

Wisconsin	2	1	0	1	—	4
Alaska Anchorage	0	0	3	0	—	3

1st period		time
UW-Zent 15 (Moore, Shier)		8:54
UW-Zent 16 (Moore, Balkovec)		17:30

2nd period		
UW-Williams 9 (Fairchild, Spencer)	14:16	

3rd period		
AA-Williams 13 (Norcross, Stitt), ppg	9:32	
AA-Kean 12 (Kowal, Morris)	9:51	

SUMMARIES

AA-Rautakallio 6 (Morris, Mylymok) 16:48
overtime
UW-Williams 10 (Fairchild) 0:43

Penalties UW 10-20; AA 13-42
Power-plays UW 0-9; AA 1-5
Saves UW-Daubenspeck (10-11-15-1-37); 60:43
..... AA-Davis (6-13-19-0-38); 60:43
Officials: Refs-Thomas, Brandt; Linesman-Brown

Game #38: March 11, 1994 Dane County Coliseum (8,358) First Round: WCHA Playoffs

Wisconsin	2	4	0	—	6
North Dakota	1	0	0	—	1

1st period time
ND-Murphy 7 (Naumenko, Kvalevog) 6:28
UW-Zent 17 (Fairchild, Shier), ppg 10:17
UW-Doers 3 (Tucker, Elick) 18:19

2nd period
UW-Tucker 8 (Elick, Spencer) 6:19
UW-Zent 18 (Shier, Fairchild), ppg 10:27
UW-Fairchild 17 (Granato, Tucker), ppg 12:40
UW-Moore 20 (Fairchild, Shier), ppg 15:27

3rd period
No Scoring

Penalties UW 15-38; ND 17-53
Power-plays UW 4-14; ND 0-6
Saves UW-Carey (12-10-18-40); 60:00
..... ND-Kvalevog (4-10-x-14); 40:00
..... ND-Powell (x-x-11-11); 20:00
Officials: Refs-Christensen, Ricci; Linesman-Elvy

Game #39: March 12, 1994 Dane County Coliseum (8,644*) First Round: WCHA Playoffs

Wisconsin	0	1	3	—	4
North Dakota	0	0	2	—	2

1st period time
No Scoring
2nd period
UW-Elick 6 (Shier, Moore) 3:57

3rd period
ND-Zierke 3 (Schriner) 7:07
UW-Williams 11 (Katlaps, Fairchild) 8:42
ND-Naumenko 4 (Wynne, Bombardir), ppg 10:16
UW-Shier 17 (Ma. Strobel, Zent) 12:56
UW-Tucker 9 (Elick), eng 19:35

Penalties UW 8-16; ND 6-12
Power-plays UW 0-3; ND 1-5
Saves UW-Carey (10-18-11-39); 60:00
..... ND-Kvalevog (15-7-9-31); 59:47
Officials: Refs-Christensen, Ricci; Linesman-Elvy

Game #40: March 18, 1994 The Bradley Center (12,381) WCHA Final Five

St. Cloud State	0	2	0	1	—	3
Wisconsin	1	1	0	0	—	2

1st period time
UW-Zent 19 (Moore, Katlaps) 17:06
2nd period
SC-Paradise 13 (Lund), shg 1:42

UW-Fairchild 18 (Moore) 2:22
SC-Gruba 10 (Lund, Holm), ppg 13:00

3rd period
No Scoring
overtime
SC-Holm 17 (Rieder) 1:04

Penalties UW 9-18; SC 9-18
Power-plays UW 0-8; SC 1-7
Saves UW-Carey (8-5-7-20); 61:04
..... SC-Sjerven (11-11-8-30); 61:04
Officials: Refs-Christensen, Ricci; Linesman-Romano

Game #41: March 19, 1994 The Bradley Center (12,004) WCHA Final Five

Wisconsin	4	2	2	—	8
Michigan Tech	0	2	1	—	3

1st period time
UW-Katlaps 5 (Doers, Buss) 5:03
UW-Granato 8 (Elick, Tucker), ppg 7:37
UW-Rafalski 6 (Buss, Tucker), shg 10:56
UW-Ma. Strobel 6 (Elick, Carey), ppg 18:22

2nd period
MT-LeBel 9 (P. Mikesch), ppg 2:31
UW-Buss 5 (Tucker, Zent) 3:57
MT-Peterson 25 (Peca) 8:18
UW-Elick 7 (Granato), ppg 13:04

3rd period
UW-Moore 21 (unassisted), shg 16:44
MT-Figliomeni 8 (Peterson, Lane) 18:13
UW-Fairchild 21 (Tucker, Doers) 18:45

Penalties UW 15-38; MT 13-34
Power-plays UW 3-9; MT 1-10
Saves UW-Carey (7-x-x-7); 20:00
..... UW-Daubenspeck (x-9-10-19); 40:00
..... MT-Ram (0-x-0-0); 1:48
..... MT-Caravaggio (15-11-6-32); 58:12
Officials: Refs-Waisanen, Schmitt; Linesman-Swiader

Game #42: March 25, 1994 Knickerbocker Arena (10,455) NCAA East Regional

Wisconsin	3	1	2	—	6
Western Michigan	2	1	0	—	3

1st period time
WM-Ward 31 (Brekke), ppg 4:36
UW-Williams 12 (Rafalski, Spencer) 5:08
UW-Zent 20 (Moore, Shier), ppg 9:33
WM-D'Arcy 8 (Mayer) 13:01
UW-Fairchild 20 (Elick, Zent) 19:31

2nd period
WM-Innanen 16 (Brooks, Ward), ppg 3:24
UW-Ma. Strobel 7 (Elick, Tucker), ppg 7:38
3rd period
UW-UW-Williams 13 (Spencer, Fairchild) 15:02
UW-Spencer 15 (Fairchild, Shier) 17:23

Penalties UW 15-30; WM 11-22
Power-plays UW 2-4; WM 2-7
Saves UW-Carey (6-10-11-27); 60:00
..... WM-Brown (9-5-8-23); 60:00
Officials: Refs-Cole, Gravellese; Linesman-Jones

Game #43: March 26, 1994 Knickerbocker Arena (9,675)

NCAA East Regional

Boston University	1	2	1	—	4
Wisconsin	1	0	0	—	1

1st period time
UW-Doers 11 (Tucker, Katlaps) 3:09
BU-Mike Pendergast 14 (Thornton, Freidman) 4:24
2nd period
BU-Pandolfo 17 (Grier, Johnson) 2:26
BU-Rausch 6 (Linna, Pratt) 8:53
3rd period
BU-Pendergast 15 (Joubert), ppg 8:23

Penalties UW 15-30; BU 11-22
Power-plays UW 1-4; BU 1-7
Saves UW-Carey (11-9-7-27); 60:00
..... BU-Herlofsky (6-2-5-13); 60:00
Officials: Refs-Gallagher, Stewart; Linesman-Koytra

1993-94 Record When ...

UW scores 5 or more goals 17-0-1
UW scores 4 or less 9-15-0
Opponent scores 5 or more 1-7-1
Opponent scores 4 or less 25-8-0

UW scores first 18-6-0
Opponents scores first 8-9-1
UW leads after one period 11-3-0
Opponent leads after one 4-9-1
Tied after one 11-3-0

UW leads after two periods 19-2-1
Opponent leads after two 2-9-0
Tied after two 5-4-0

In one-goal games 5-8-0
In two-goal games 5-1-0
In three-goal games 9-3-0

In overtime games 1-2-1
At home 12-6-0
On the road 9-6-1
Neutral Site 5-3-0

On Fridays (or game 1) 11-8-0
On Saturdays (or game 2) 12-7-1
On Tuesdays 1-0-0
On Wednesdays 1-0-0

The Badgers have 10-19 shots on goal 0-1-0
The Badgers have 20-29 shots on goal 9-5-0
The Badgers have 30-39 shots on goal 11-9-1
The Badgers have 40-49 shots on goal 5-0-0
The Badgers have 50 or more 1-0-0

The opponent has 10-19 shots on goal 1-0-0
The opponent has 20-29 shots on goal 11-4-0
The opponent has 30-39 shots on goal 11-10-1
The opponent has 40-49 shots on goal 3-1-0

When UW outshoots opponent 11-5-1
Opponent outshoots UW 13-9-0
Shots are even 2-1-0

During October 2-1-1
During November 5-3-0
During December 5-1-0
During January 3-5-0
During February 5-3-0
During March 6-2-0


A black and white photograph of two Wisconsin hockey players on the ice. The player on the left is wearing a white jersey with 'WISCONSIN' and 'BADGER' visible, and dark shorts. The player on the right is wearing a white jersey with 'WISCONSIN' and 'BADGER' visible, and dark shorts. Both players are wearing helmets and holding hockey sticks. The background shows a crowd of spectators.

1994-95 BADGER TEAM

<i>Varsity</i>	42-53
<i>Newcomers</i>	54-55
<i>Alphabetical Roster</i>	56


MARK STROBEL

CAPTAIN



26***

6-0, 190, Senior,
Defenseman,
St. Paul, Minn.
(Hill-Murray)



STROBEL VERSUS THE COMPETITION

Alaska Anchorage	0-0-0
Bowling Green State	first game
Colorado College	2-3-5, ppg
Denver	1-1-2
Lake Superior State	0-0-0
Michigan	0-1-1
Michigan State	0-0-0
Michigan Tech	1-3-4, gwg
Minnesota	0-2-2
Minnesota-Duluth	2-3-5, ppg
North Dakota	2-2-4, ppg
Northeastern	first game
Northern Michigan	2-2-4, gwg
St. Cloud State	1-4-5, ppg

Career

Year	GP	SOG	G	A	Pts	Pen-Min	PP	SH	GW
1991-92	37	20	1	2	3	24-48	1	0	0
1992-93	36	28	4	9	13	31-73	1	0	0
1993-94	41	100	7	12	19	27-57	4	0	3
TOTALS	114	148	12	23	35	82-178	6	0	3


WCHA

Year	GP	SOG	G	A	Pts	Pen-Min	PP	SH	GW
1991-92	26	14	1	1	2	20-40	1	0	0
1992-93	31	20	4	8	12	26-63	1	0	0
1993-94	31	78	5	8	13	23-49	2	0	1
TOTALS	88	112	10	17	27	69-152	4	0	1

As a Junior — had his best season offensively ... had 100 shots on goal ... the third highest total on the team ... game-winning goals were scored against Northern Michigan, Michigan Tech (WCHA playoffs) and Western Michigan (NCAA playoffs) ... his seven goals tied him for the team lead among defensemen ... **As a Sophomore** — set personal bests in goals, assists and points ... scored in 11 games ... missed four games over Christmas touring with the U.S. Junior Team in Gavle, Sweden ... **As a Freshman** — tallied first assist at Minnesota (Nov. 15, 1992) ... power-play goal came against St. Cloud State (Mar. 8, 1992) ... assisted on tally vs Colorado College in WCHA playoffs ... selected to the 1992 Junior Olympic Festival ... played for Team North (3rd place) ... scored 0-3-3 in four games ... **Prep** — 1990-91: member of state champion Hill-Murray squad ... top scoring blueliner in state tourney with 4-5-9 in three games ... team captain and MVP ... all-conference, all-metro and all-state in hockey and baseball ... in 29 games, registered 21-22-43 ... Maroon & Gold all-star ... participant at the Select 18 Camp in Colorado Springs ... MVP in football ... 1989-90: played in 24 games for Hill-Murray, showing totals of 10-17-27 ... picked for the Select 17 camp ... member of conference champion baseball and hockey teams ... 1988-89: tallied 23-22-45 in 25 games ... **High Series** — scored 1-2-3 against Minnesota-Duluth (Oct. 29-30, 1993) ... **High Game** — 1-2-3 vs Minnesota-Duluth (Oct. 29, 1993) ... **Personal** — born Mark Charles Strobel ... twin brother Mike is a Badger forward ... likes to play golf ... history major ... birthdate is 8-15-73 ... father is Philip ... mother is Jean ... **Awards & Honors** — 1994-95: Captain ... 1993-94: Voted co-captain ... 1992-93: Selected to the 1993 U.S. National Junior team ... 1991-92: played for Team North at the 1992 Junior Olympic Festival.


JAMIE SPENCER

ASST. CAPTAIN



12***

5-11, 190, Senior,
Right Wing,
Carmel, Ind.
(Culver Military)



SPENCER VERSUS THE COMPETITION

Alaska Anchorage	0-1-1
Bowling Green State	first game
Colorado College	4-3-7, shg
Denver	3-6-9
Lake Superior State	first game
Michigan	0-0-0
Michigan State	first game
Michigan Tech	0-3-3
Minnesota	4-3-7
Minnesota-Duluth	2-1-3, gwg
North Dakota	6-3-9, gwg
Northeastern	first game
Northern Michigan	5-1-6, gwg
St. Cloud State	2-6-8, gwg, ppg

Career

Year	GP	SOG	G	A	Pts	Pen-Min	PP	SH	GW
1991-92	29	31	4	5	9	6-12	0	1	0
1992-93	39	71	13	18	31	20-48	0	2	0
1993-94	34	70	15	13	28	15-36	1	0	4
TOTALS	68	172	32	36	68	41-96	1	3	4

WCHA


Year	GP	SOG	G	A	Pts	Pen-Min	PP	SH	GW
1991-92	27	20	4	3	7	6-12	0	1	0
1992-93	29	52	9	14	23	18-44	0	0	0
1993-94	26	52	12	9	21	14-34	1	0	4
TOTALS	56	124	25	26	51	38-90	1	1	4

As a Junior — was sixth in team scoring ... top scoring returning forward ... scored 15 goals which was a career best ... his four game-winning goals were a team best ... came against St. Cloud State, Minnesota-Duluth, North Dakota and Northern Michigan ... had points in 20 games ... missed eight games (Nov. 19-Dec. 11) with a foot injury ... finished year with a (+19) ... **As a Sophomore** — finished eighth in team scoring, tripling output from rookie season ... short-handed goals came in back-to-back games at the Bank One Badger Hockey Showdown against Boston College and Boston University ... had two-goal game vs Minnesota (Feb. 26, 1993) in a 4-4 overtime tie ... scored points in 21 games ... a personal-best six-game scoring streak (0-8-8) from Jan. 16 - Feb. 5 ... **As a Freshman** — scored first goal vs Minn.-Duluth (Nov. 1, 1991) ... short-handed goal vs Colorado College (Dec. 6, 1991) ... assisted on two goals in a 6-1 win over Yale at the 1991 Bank One Badger Hockey Showdown ... missed last 12 games after sustaining a broken collarbone against North Dakota (Dec. 29, 1992) ... **Pre-College** — **1990-91:** received Culver Military Academy's best all-around athlete award ... recipient of Coaches Award in both hockey and baseball ... captain of hockey and baseball teams ... **1989-90:** member of Select 16 team ... MVP in baseball ... **High Series** — 0-4-4 at St. Cloud State (Jan. 29-30, 1993), 2-2-4 at Colorado College (Feb. 19-20, 1994) and 3-1-4 at Denver (Oct. 22-23, 1993) ... **High Game** — three points on six occasions ... **Personal** — born James Ronald Spencer ... shoots left ... graduated from Culver Military Academy ... history major...hobbies include listening to music, exercising and water sports ... born on 8-11-73 ... parents are Ronald and Jeannette ... **Awards & Honors** — participated at the 1994 Olympic Festival (Team East) ... selected to the 1994 USA Select Team.



14***

6-2, 200, Senior,
Defenseman
Coleraine, Minn.
(Greenway HS)
Pittsburgh, 1991, 10th



TOK VERSUS THE COMPETITION

Alaska Anchorage	0-0-0
Bowling Green State	first game
Colorado College	0-1-1
Denver	0-0-0
Lake Superior State	first game
Michigan	1-0-1
Michigan State	0-0-0
Michigan Tech	2-1-3, shg
Minnesota	0-3-3
Minnesota-Duluth	0-2-2
North Dakota	0-4-4
Northeastern	first game
Northern Michigan	1-3-4
St. Cloud State	0-1-1

Career


Year	GP	SOG	G	A	Pts	Pen-Min	PP	SH	GW
1991-92	19	6	0	2	2	4-8	0	0	0
1992-93	41	33	3	12	15	34-68	0	0	0
1993-94	41	37	2	5	7	48-97	0	1	0
TOTALS	101	76	5	19	24	86-173	0	1	0

WCHA

Year	GP	SOG	G	A	Pts	Pen-Min	PP	SH	GW
1991-92	15	6	0	1	1	3-6	0	0	0
1992-93	31	29	1	8	9	27-54	0	0	0
1993-94	30	32	2	5	7	25-50	0	1	0
TOTALS	76	35	3	14	17	55-110	0	1	0


As a Junior — scored goals against Northern Michigan (game-tying) and Michigan Tech (short-handed) ... short-handed goal was the first of his career ... finished season with (+17) ... **As a Sophomore** — scored points in 11 games ... goals came against Alaska-Fairbanks, Michigan Tech and Michigan (during the NCAA playoffs) ... **As a Freshman** — in 19 games, he scored 0-2-2 ... first point as a Badger came against Yale at the Bank One Badger Hockey Showdown ... tallied an assist against St. Cloud State (Mar. 8, 1992) ... **Prep — 1990-91:** in 12 games, he scored 4-13-17 ... team captain ... all conference and all-tri state ... Maroon & Gold all-star ... Select 18 participant ... captain of state championship baseball team ... all-conference in football and baseball ... **1989-90:** team captain ... member of Select 17 team in the USA vs Canada Super Series ... tallied 2-16-18 in 19 games for Greenway ... all-conference in football and baseball ... **1988-89:** played in 24 games with 5-23-28 ... Select 16 participant in Esso Cup in Montreal ... **High Series** — two points on four occasions ... **High Game** — two points on four occasions ... **Personal** — born Christopher Michael Tok ... shoots left ... father played at Minn.-Duluth and is a long-time WCHA official ... enjoys golf, tennis and water skiing ... major is sociology ... birthdate is 3-19-73 ... parents are Michael and Diane ... **Awards & Honors** — **1994-95:** Asst. Captain ... **1993-94:** WCHA all-academic team member ... **1992-93:** selected as the recipient of the Most Improved Player award.

MACO BALKOVEC



24***

6-2, 200, Senior,
Defenseman
Port Moody, B.C.
(Merritt Centennials)
Chicago, 1991, 5th



BALKOVEC VERSUS THE COMPETITION

Alaska Anchorage	0-3-3
Bowling Green State	first game
Colorado College	0-2-2
Denver	2-1-3, 2ppg, gwg
Lake Superior State	0-0-0
Michigan	0-0-0
Michigan State	0-0-0
Michigan Tech	0-5-5
Minnesota	0-4-4
Minnesota-Duluth	1-4-5, ppg
North Dakota	4-4-8, 2ppg
Northeastern	first game
Northern Michigan	3-6-9, 2ppg
St. Cloud State	0-1-1

Career


Year	GP	SOG	G	A	Pts	Pen-Min	PP	SH	GW
1991-92	39	72	7	11	18	41-101	5	0	1
1992-93	16	25	1	9	10	8-16	0	0	0
1993-94	39	52	4	10	14	33-74	3	0	1
TOTALS	94	149	12	30	42	82-191	8	0	2

WCHA

1991-92	29	57	6	11	17	34-87	5	0	1
1992-93	14	23	0	9	9	8-16	0	0	0
1993-94	30	38	3	9	12	24-48	2	0	1
TOTALS	73	118	9	29	38	66-151	7	0	2


As a Junior — scored points in ten games ... power-play goals came against Denver, Alaska Fairbanks and Northern Michigan ... tallied the game-winning goal versus Denver in the season-opener ... **As a Sophomore** — sustained a season-ending knee injury against Boston University at the Bank One Badger Hockey Showdown ... had points in seven games ... scored his only goal against Boston College, one day prior to his knee injury ... **As a Freshman** — collected 7-11-18 in 39 games ... five of the seven goals were power-play tallies ... that total led all rookies ... netted hat trick at North Dakota (Jan. 3, 1992) ... the first UW defenseman since Gary Suter (1984) to score three goals in one game ... registered 72 shots on goal, most among freshmen ... **Pre-College** — 1990-91: played in 57 games for the Merritt Centennials, scoring 14-64-78 ... first-team BCJHL honors ... named to the outstanding defensemen team and was top-scoring defensemen in the BCJHL ... **1989-90**: split playing time between the Cowichan Valley Warriors and the Merritt Centennials ... scored 4-15-19 in 52 games ... **1988-89**: saw action in 60 games for the Burnaby Hawks Midget AAA ... he scored 13-53-66 ... **High Series** — 0-4-4 vs Northern Michigan (Oct. 31-Nov. 1, 1992) ... **High Game** — 3-0-3 at North Dakota (Jan. 3, 1992) and 0-3-3 vs Northern Michigan (Nov. 1, 1992) ... **Personal** — born Michael George John Balkovec ... shoots left ... hobbies include listening to music and collecting hockey cards ... history major ... birthdate is 1-17-71 ... parents are George and Anne ... **Awards & Honors** — 1993-94: WCHA all-academic team

MICKEY ELICK



4**

6-1, 190, Junior,
Defenseman
Calgary, Alberta
(Royals)
N.Y. Rangers, 1992, 8th



ELICK VERSUS THE COMPETITION

Alaska Anchorage	0-0-0
Bowling Green State	first game
Colorado College	0-2-2
Denver	0-1-1
Lake Superior State	first game
Michigan	0-0-0
Michigan State	0-0-0
Michigan Tech	3-2-5, ppg
Minnesota	0-1-1
Minnesota-Duluth	1-0-1
North Dakota	4-5-9
Northeastern	first game
Northern Michigan	0-2-2
St. Cloud State	0-0-0

Career


Year	GP	SOG	G	A	Pts	Pen-Min	PP	SH	GW
1992-93	33	31	1	6	7	12-24	0	0	0
1993-94	42	75	7	12	19	23-54	1	0	0
TOTALS	75	106	8	18	26	35-78	1	0	0

WCHA

Year	GP	SOG	G	A	Pts	Pen-Min	PP	SH	GW
1992-93	23	20	1	2	3	10-20	0	0	0
1993-94	32	63	5	5	10	19-46	0	0	0
TOTALS	55	83	6	7	13	29-66	0	0	0


As a Sophomore — tied for the team lead with seven goals as a defenseman ... set personal bests for a season in goals, assists and points ... had points in 14 games ... scored a goal in four straight games (Jan. 28-Feb. 5) ... **As a Freshman** — scored his first goal at North Dakota (Jan. 16, 1993) ... had a four-game scoring streak (0-4-4) from Dec. 12 through Jan. 8 ... after playing in just three of the first 12 games, he finished the year with a 30-consecutive-game string ... **Pre-College** — played midget AAA (AMHL), scoring 18-34-52 in 34 games ... as a member of the Calgary Royals Junior A team in 1991-92, he scored 18-32-50 in 40 games ... 1990-91 AMHL first-team all-star ... first-team AJHL all-star in 1991-92 ... **High Series** — 1-3-4 versus North Dakota in the first round of the WCHA playoffs (Mar. 11-12, 1994) ... **High Game** — 1-2-3 vs Michigan Tech in the WCHA Championships third-place game (Mar. 19, 1994) ... **Personal** — born Mickey John Elick ... shoots left ... enrolled in the College of Letters and Science ... likes to golf, fish and hunt ... birthdate is 3-17-74 ... parents are John and Elaine ... **Awards & Honors** — 1993-94: Voted the team's Most Improved Player ... selected to the WCHA all-tournament team.

BRIAN RAFALSKI



3***

5-9, 180, Senior,
Defenseman
Allen Park, Mich.
(Wisconsin Capitols)



RAFALSKI VERSUS THE COMPETITION

Alaska Anchorage	0-4-4
Bowling Green State	first game
Colorado College	2-8-10, eng
Denver	0-3-3
Lake Superior State	0-0-0
Michigan	1-2-3, gwg
Michigan State	0-1-1
Michigan Tech	1-1-2, shg
Minnesota	0-3-3
Minnesota-Duluth	1-2-3
North Dakota	0-4-4
Northeastern	first game
Northern Michigan	1-7-8, ppg
St. Cloud State	1-6-7, gwg

Career


Year	GP	SOG	G	A	Pts	Pen-Min	PP	SH	GW
1991-92	38	64	3	16	19	20-40	0	0	1
1992-93	32	39	0	13	13	5-10	0	0	0
1993-94	37	77	6	17	23	13-26	2	2	1
TOTALS	107	180	9	46	55	38-76	2	2	2

WCHA

1991-92	29	48	2	11	13	17-34	0	0	0
1992-93	26	32	0	8	8	5-10	0	0	0
1993-94	28	55	2	12	14	9-18	1	0	0
TOTALS	83	135	4	31	35	31-62	1	0	0


As a Junior — was second among UW defensemen in scoring ... set personal bests for a season in goals, assists and points ... had points in 18 games ... put together a career-long seven-game scoring streak (Nov. 26 - Dec. 28) ... first career four-point game came vs Alaska Fairbanks (Dec. 28), scoring 2-2-4 ... missed four games (Jan. 21- Jan. 29) with a hand injury ... scored his first short-handed goal at Wisconsin vs MTU in the WCHA playoffs ... finished the season with a (+17) ... **As a Sophomore** — member of the 1993 U.S. Junior National Team, competing at the World Junior Championships in Gavle, Sweden ... selected as one of the team's top three stars during the tournament ... a member of the U.S. Select Team, competing at the Canadian International Tourn. in New Brunswick ... **As a Freshman** — second among UW defensemen in scoring ... tallied 1-5-6 in post-season play ... scored game-winning goal in 4-3 overtime victory over SCSU in the WCHA playoffs ... three assists vs UND (Dec. 28, 1992) ... awarded the team's Most Consistent Player award ... finished the season with the team's top plus-minus (+19) ... **Pre-College —1990-91:** played for the Wisconsin Capitols of the USHL ... league all-star ... in 52 games, tallied 12-13-25 ... **1989-90:** NAJHL (North American Junior Hockey League) All-Star ... member of USA Hockey's Select 17 team ... **1988-89:** selected to USA Hockey's Select 16 team ... **Personal** — born Brian Christopher Rafalski ... shoots right ... major is agricultural business management ... likes weightlifting, soccer and tennis ... born on 9-28-73 ... father is Harry ... mother is Angela Shurmur ... **Honors & Awards — 1993-94:** Honorable Mention all-WCHA ... Wisconsin's MVP at the first annual College Hockey Showcase ... **1992-93:** Named to the 1993 U.S. Junior National Team ... **1991-92:** named to the WCHA all-Rookie team ... member of the 1992 U.S. Junior Team.

MIKE STROBEL



27***

6-0, 190, Junior,
Right Wing
St. Paul, Minn.
(Hill-Murray HS)



STROBEL VERSUS THE COMPETITION

Alaska Anchorage	2-1-3, eng
Bowling Green State	first game
Colorado College	2-5-7, ppg
Denver	1-0-1
Lake Superior State	0-0-0
Michigan	0-1-1
Michigan State	0-0-0
Michigan Tech	1-1-2, shg
Minnesota	1-1-2
Minnesota-Duluth	0-2-2
North Dakota	0-0-0
Northeastern	first game
Northern Michigan	1-1-2
St. Cloud State	0-0-0

Career


Year	GP	SOG	G	A	Pts	Pen-Min	PP	SH	GW
1991-92	32	21	3	0	3	8-16	0	0	0
1992-93						medical redshirt			
1993-94	41	60	6	12	18	36-72	1	1	0
TOTALS	73	81	9	12	21	44-88	1	1	0

WCHA

Year	GP	SOG	G	A	Pts	Pen-Min	PP	SH	GW
1991-92	22	15	2	0	2	8-16	0	0	0
1992-93						medical redshirt			
1993-94	31	47	6	11	17	25-50	1	1	0
TOTALS	53	62	8	11	19	33-66	1	1	0

As a Junior/Sophomore — set personal bests in goals, assists and points ... scored in 12 games ... first career short-handed goal came against Michigan Tech (Feb. 4, 1994) ... **As a Sophomore** — played in first eight games before an injury sidelined him for the season ... took a medical redshirt ... had assists against Northern Michigan and Minnesota ... **As a Freshman** — saw action in 32 games ... scored his first goal at Minnesota (Nov. 15, 1991) ... brother Mark scored his first point as a Badger in the same game on an assist ... scored goal in the NCAA playoffs against New Hampshire ... **Prep** — member of the honor roll ... three-year letterwinner in hockey and two-year letterwinner in baseball ... class officer ... **1990-91**: team was Minnesota state high school champions ... all-conference and honorable mention all-metro and all-state ... in 21 games, he scored 19-19-38 ... team tri-captain ... Maroon & Gold all-star ... all-conference and all-metro honorable mention in baseball ... **1989-90**: played in 24 games, tallying 11-12-23 ... member of USA Hockey's Regional Development Camp ... **1988-89**: scored 26-22-48 in 25 games ... **High Series** — 2-5-7 vs Colorado College (Nov. 19-20, 1993) ... **High Game** — 1-3-4 vs Colorado College (Nov. 19, 1993) ... **Personal** — born Michael Philip Strobel ... shoots right ... twin brother Mark is a UW defenseman ... enjoys playing golf and rollerblading ... sociology major ... birthdate is 8-15-73 ... father is Philip ... mother is Jean ... **Awards & Honors** — named WCHA Offensive Player of the Week for his 2-5-7 effort vs Colorado College (Nov. 19-20, 1993).

MAX WILLIAMS



16**

5-10, 190, Junior,
Right Wing
Mahwah, N.J.
(Deerfield Academy)



WILLIAMS VERSUS THE COMPETITION

Alaska Anchorage	2-1-3, gwg
Bowling Green State	first game
Colorado College	3-3-6, gwg
Denver	0-1-1
Lake Superior State	first game
Michigan	1-1-2
Michigan State	0-0-0
Michigan Tech	0-1-1
Minnesota	0-1-1
Minnesota-Duluth	3-1-4, ppg
North Dakota	4-2-6, gwg, ppg
Northeastern	first game
Northern Michigan	2-0-2, gwg
St. Cloud State	0-0-0

Career

Year	GP	SOG	G	A	Pts	Pen-Min	PP	SH	GW
1992-93	26	24	5	1	6	6-20	0	0	1
1993-94	42	70	13	12	25	16-35	2	0	3
TOTALS	68	94	18	13	31	22-55	2	0	4


WCHA

Year	GP	SOG	G	A	Pts	Pen-Min	PP	SH	GW
1992-93	17	15	3	1	4	4-16	0	0	1
1993-94	32	54	9	9	18	11-25	2	0	3
TOTALS	49	69	12	10	22	15-41	2	0	4

As a Sophomore — set personal bests in goals, assists and points ... is the second-highest returning goal scorer on the team ... finished season with a (+10) ... tied for second on the team in game-winning goals ... those goals came against North Dakota (Nov. 5), Colorado College (Nov. 19) and Alaska Anchorage (Mar. 6) ... scored points in 18 games ... **As a Freshman** — in his first game as a Badger, he scored the game-winning goal against Northern Michigan ... other goals came vs North Dakota, Minn.-Duluth, Colorado College and Michigan (NCAA playoffs) ... **Prep** — attended Deerfield Academy (Mass.) for three years ... lettered nine times, three each in football, hockey and baseball ... scored 52-89-141 in prep career ... led New England preps in rushing (1991-92) ... on the baseball field, he led Deerfield in hitting (1991-92) ... participant in New England hockey tournament (1989-90 and 1990-91) ... league champions in football twice ... school MVP in three sports ... won Frank Boyden Scholar-Athlete award of New England (1991-92) ... invited to USA Hockey's Select 17 camp ... **High Series** — 2-1-3, including the game-winner, versus North Dakota (Nov. 5-6, 1993) and at Colorado College (Feb. 11-12, 1994) ... **High Game** — 2-1-3 against North Dakota (Nov. 5, 1993) ... **Personal** — shoots right ... born Max Edward Williams ... studying communications ... brother Karl is an assistant hockey coach at Cornell ... hobbies include weightlifting and acting ... would like to become an advertising executive ... birthdate is 5-22-73 ... parents are Bob and Linda.

SHAWN CARTER

KIRK DAUBENSPECK



10**

6-3, 205, Sen.-Jun.
Wing
Eagle River, Wis.
(Omaha Lancers)

As a Junior — scored a career-best 1-1-2 against Northern Michigan (Dec. 4, 1993) ... set personal bests in goals, assists and points ... **As a Sophomore** — scored his first goal as a Badger in a 10-3 WCHA playoff win over Colorado College ... played in five games ... **As a Freshman** — redshirted ... **Pre-College** — played the 1990-91 season with the Omaha Lancers of the USHL ... named Most Improved Player ... scored 15-15-30 ... Omaha took second in the league and first in the USHL playoffs that year ... **Prep** — played for Northland Pines high school where he scored 73-101-174 in two years (1988-89 and 1989-90) ... won three letters each in football and hockey ... set a league record for most points and assists during the 1989-90 season ... first-team all-state, all-conference and league MVP ... member of the National Honor Society ... **Personal** — born Shawn Dennis Carter ... shoots left ... majoring in agricultural business mgmt. ... born on 4-16-73 ... parents are A. Dennis and Fran ... **Awards & Honors** — 1993-94: all-WCHA academic team.

Career

Year	GP	SOG	G	A	Pts	Pen-Min	PP	SH	GW
1991-92									
1992-93	5	1	1	0	1	2- 4	0	0	0
1993-94	16	16	2	2	4	12- 24	0	0	0
TOTALS	21	17	3	2	5	14- 28	0	0	0

WCHA

Year	GP	SOG	G	A	Pts	Pen-Min	PP	SH	GW
1991-92									
1992-93	3	0	0	0	0	1- 2	0	0	0
1993-94	10	8	1	2	3	7- 14	0	0	0
TOTALS	13	8	1	2	3	8- 16	0	0	0



1*

6-0, 195, Sophomore
Goaltender
Madison, Wis.
(Wisconsin Capitols)
Philadelphia, 1992, 7th

As a Freshman — earned wins against Northern Michigan (5-4) and Alaska Anchorage (4-3, ot) ... also saw action against Michigan Tech, Minnesota and St. Cloud State ... in a 4-3 overtime loss at Minnesota, held Gophers to just two goals in 53:38 ... made a personal-high of 37 saves against Alaska Anchorage in 4-3 overtime win ... in an exhibition contest, tied a touring St. Petersburg Red Army team (3-3) ... **Pre-College** — played with the Wisconsin Capitols (1992-93) and the Sioux City Musketeers of the USHL (1992-93) ... attended Culver Military Academy for two years (1990-92) ... during the 1991-92 season had a 2.88 goals-against average and a .912 save percentage ... **Personal** — born Kirk Alan Daubenspeck ... catches left ... birthdate is 7-16-74 ... father is Carrol ... mother is Kay.

Career


Year	GP	W-L-T	MIN	GA	GAA	SOG	SVS	SV%	SO
1993-94	7	2-2-0	280	19	4.07	158	139	.880	0
TOTALS	7	2-2-0	280	19	4.07	158	139	.880	0

WCHA

Year	GP	W-L-T	MIN	GA	GAA	SOG	SVS	SV%	SO
1993-94	6	2-2-0	240	16	4.00	136	120	.882	0
TOTALS	6	2-2-0	240	16	4.00	136	120	.882	0


TROY HOWARD

TIM KRUG



18**

5-10, 175, Junior
Wing
Madison, Wis.
(Wisconsin Capitols)



5*

6-2, 200, Jun.-Soph
Defenseman
Bloomington, Minn.
(Jefferson HS)

As a Sophomore — saw action against all WCHA teams ... first assist at Wisconsin came versus Northern Michigan in the Bank One Badger Hockey Showdown ... **As a Freshman** — first goal as a Badger came at St. Cloud State (Jan. 30, 1993) ... **Pre-College** — played the 1990-91 and 1991-92 seasons with the Wisconsin Capitols of the USHL ... scored 11-10-21 in 1991-92 ... **Prep** — a member of Madison Memorial's 1988 hockey team which won the state title with a 24-3 record ... tallied 25-25-50 during the 1989-90 season for Memorial ... won eight letters in high school ... earned high honor roll status ... selected all-conference, all-city and honorable mention all-state ... **Personal** — born Troy William Howard ... shoots left ... studying pre-Business... father is UW assistant coach Bill Howard ... enjoys water skiing, biking and golfing ... birthdate is 2-7-73 ... parents are Bill and Bonnie ... **Awards & Honors** — 1993-94: all-WCHA academic team ... academic all-Big Ten.

Career

Year	GP	SOG	G	A	Pts	Pen-Min	PP	SH	GW
1992-93	18	7	1	0	1	1- 2	0	0	0
1993-94	18	11	0	1	1	4- 8	0	0	0
TOTALS	36	18	1	1	2	5- 10	0	0	0

WCHA

1992-93	10	5	1	0	1	0- 0	0	0	0
1993-94	14	8	0	0	0	3- 6	0	0	0
TOTALS	24	13	1	0	1	3- 6	0	0	0

As a Sophomore — all action came against WCHA teams ... played against Minnesota-Duluth (Jan. 21-22), at North Dakota (Jan. 28-29) and at Colorado College (Feb. 12) ... **As a Freshman** — redshirted ... **Prep** — a member of Bloomington Jefferson's 1992 state championship team ... in three years, scored 20-25-45 ... all-conference his senior year ... three year letterwinner in hockey ... lettered one year in soccer ... was a student council representative ... **Personal** — born Timothy Robert Krug ... shoots left ... hopes to get a degree in business or law and behavioral science ... enjoys golfing, boating and weightlifting ... born on 12-11-73 ... parents are Larry and Louise ... **Awards & Honors** — 1993-94: all-WCHA academic team.

Career


Year	GP	SOG	G	A	Pts	Pen-Min	PP	SH	GW
1992-93									
					redshirted				
1993-94	5	3	0	0	0	0- 0	0	0	0
TOTALS	5	3	0	0	0	0- 0	0	0	0

WCHA

1992-93									
					redshirted				
1993-94	5	3	0	0	0	0- 0	0	0	0
TOTALS	5	3	0	0	0	0- 0	0	0	0


SCOTT SANDERSON

DAN TOMPKINS



20**

5-10, 175, Junior
Center
Edina, Minn.
(Edina HS)



25*

6-2, 205, Sophomore
Wing
Minnetonka, Minn.
(Omaha Lancers)
Calgary, 1993, 3rd

As a Sophomore — first goal as a Badger came at Michigan Tech ... the game-winning tally in a 5-3 contest ... **As a Freshman** — played in 20 games ... had one assist ... **Prep** — at Edina (Lake Blue Conference), he lettered three years in hockey and tennis ... all-conference three years on the tennis court and a two-time (1991 and 1992) AA state champion in singles ... in hockey he tallied 42-46-88 in three years ... all-conference twice in hockey and also all-metro his senior season ... an Edina High School academic scholar-athlete ... **Personal** — shoots right ... born Scott Ehren Sanderson ... enrolled in the College of Letters and Science ... brother Jeff was a Badger defenseman (89-94) ... future plans are to be an ophthalmologist ... majoring in Zoology ... hobby is playing tennis ... birthdate is 1-31-74 ... parents are Paul and Janet ... **Awards & Honors** — 1992-93: played for Team ??? at the 1993 Olympic Festival ... 1993-94: all-WCHA academic team ... academic all-Big Ten at-large selection.

Career

Year	GP	SOG	G	A	Pts	Pen-Min	PP	SH	GW
1992-93	12	2	0	1	1	0-0	0	0	0
1993-94	15	14	1	0	1	1-2	0	0	1
TOTALS	27	16	1	1	2	1-2	0	0	1

WCHA

Year	GP	SOG	G	A	Pts	Pen-Min	PP	SH	GW
1992-93	8	1	0	1	1	0-0	0	0	0
1993-94	13	13	1	0	1	1-2	0	0	1
TOTALS	21	14	1	1	2	1-2	0	0	1

As a Freshman — scored his first goal as a Badger at Northern Michigan ... the game-winning tally in a 6-3 contest ... has played against all WCHA teams except Denver and St. Cloud State ... **Pre-College** — played with the Omaha Lancers where he scored 22-48-70 ... voted team's most improved player and was the USHL player of the week on one occasion ... **Prep** — played two years of high school hockey at Hopkins where he was the scoring leader and all-conference both years ... played with the Select 16 team in Sudbury Ontario (1991) ... **Personal** — born Daniel M. Tompkins ... shoots left ... plans to major in secondary education ... hobbies include playing baseball and collecting hats ... birthdate is 1-31-75 ... mother is Mary Ann ... **Awards & Honors** — 1992-93: played for Team West at the 1993 Olympic Festival.


Career

Year	GP	SOG	G	A	Pts	Pen-Min	PP	SH	GW
1993-94	18	12	1	0	1	10-31	0	0	1
TOTALS	18	12	1	0	1	10-31	0	0	1


WCHA

Year	GP	SOG	G	A	Pts	Pen-Min	PP	SH	GW
1993-94	16	12	1	0	1	8-27	0	0	1
TOTALS	16	12	1	0	1	8-27	0	0	1


BADGER BIOS




Fran Bussey



Darren Haley



Mike Mickelson



Matt Peterson

FRAN BUSSEY

SO-FR, 6-2, 190

Forward

Duluth, Minn.

(East HS)

Drafted: Pittsburgh (1992-8th)

28

shoots left ... **As a Freshman** — redshirted ... **Prep** — played for Duluth East ... accumulated 40-70-110 in four years ... Maroon & Gold all-star ... lettered in both hockey and tennis ... a finalist for "Mr. Hockey in the state of Minnesota in 1993 ... all-conference selection ... **Personal** — born Fran Austin Bussey ... studying Communications ... hobbies include tennis and golf ... birthdate is 7-9-74 ... parents are Fran & Ann ... **Awards & Honors** — member of Team West at the 1993 Olympic Festival (San Antonio).

DARREN HALEY

JR-SO, 6-0, 190

Forward

Duluth, Minn.

(Wisconsin Capitols)

8

shoots left ... **As a sophomore** — did not see action ... **As a Freshman** — redshirted ... **Pre-College** — played junior hockey for the

Wisconsin Capitols and the Sioux City Musketeers, both of the USHL ... scored 14-19-33 in 48 games (1990-91) ... netted 19-30-49 in 48 games (1991-92) for the Capitols ... **Prep** — attended Duluth East high school, lettering four years in hockey and golf ... 1992 USHL North all-star ... selected to the Merit Roll at Duluth East twice ... **Personal** — born Darren Michael Haley ... enjoys golfing and fishing ... future plans include getting a master's degree in business ... birthdate is 4-13-72 ... parents are Michael & Midge.

MIKE MICKELSON

SO, 5-10, 185

Forward

White Rock, B.C.

(Victoria Warriors)

15

shoots right ... **Pre-College** — comes to Wisconsin from the Victoria Warriors of the BCJHL ... tallied 14-30-44 in 34 games (1991-92) ... prior to that played one year (1990-91) with the Bellingham Icehawks ... **Personal** — born Michael Jason Mickelson ... birthdate is 1-27-73 ... studying civil engineering ... parents are Ray & Ann.

MATT PETERSON

SO-FR, 6-0, 195

Defenseman

Maple Grove, Minn.


(Osseo HS)

Drafted: Anaheim (1993-7th)

6

shoots left ... **As a Freshman** — redshirted ... **Prep** — all-conference in both hockey and football his senior year ... also captained the hockey and football teams his senior year ... Maroon & Gold all-star ... played for Team Minnesota at the Chicago Showcase (1993) ... participant on both the USA Select 16 team which competed in Sudbury, Ontario (1991) and the Select 17 team that competed in Japan (1992) ... **Personal** — born Matthew Raymond Wallace Peterson ... hobbies include hunting and fishing ... majoring in forest science ... birthdate is 2-15-75 ... parents are Larry & Gail.

NEWCOMERS



Craig Anderson

CRAIG ANDERSON

FR, 6-2, 180, Defense
Brooklyn Park, Minn.

Drafted: N.Y. Rangers (1994 - 8th)

17

Played three years for Park Center (Minn.) high school, scoring 34-42-76... wears jersey #17 ... was a three-sport standout, captaining the hockey, soccer and golf teams ... earned all-state honors in hockey and was selected to all-conference teams in both hockey and soccer ... led Park Center in scoring last year with 24-18-42 and earned all-conference and second-team all-state honors ... awarded the school's scholastic achievement award for excellence ... Maroon and Gold all-star ... **coach:** Gary Stefano ... **birthdate:** 1-6-76 ... **parents:** Mark & Judy ... **sisters:** Brenda, 23 and Andrea, 21 ... would like to study pre-med.


Sauer on Anderson: "Craig is a tall, rangy defenseman who has shown tremendous offensive ability in high school. He is very strong and seems to have his best hockey ahead of him."

JOE BIANCHI

FR, 5-9, 165, Center
Bloomington, Minn.

21

Led Bloomington Jefferson to its third consecutive Minnesota State High School Hockey Championship last year with 31-43-74 ... in his four-year



Joe Bianchi

prep career, played in 89 games, scoring 79-95-174 ... set school scoring record, breaking brother Tony's mark ... three-time all-state selection ... also participated in golf, earning five letters and all-conference distinction ... **coach:** Tom Saterdalen ... **birthdate:** 8-17-75 ... **parents:** John and Jan ... **brothers:** Steve, 31 and Tony, 24 ... **sister:** Shelly, 29 ... plans to study business management.

Sauer on Bianchi: "Joe has continually improved in his prep career. His offensive ability will be a great help to us as we try and replace the scoring we lost to graduation."


E. J. BRADLEY

FR, 5-11, 180, Wing
New Hyde Park, NY


Drafted: Philadelphia (1993 - 9th)

19

Spent the 1993-94 season playing for the league champion Wexford Raiders of the Metro Toronto Junior A Hockey League in Scarborough, Ontario ... was the MTJHL "Rookie of the Year" ... scored 42-45-87 in 54 games, including 11-11-22 in the playoffs ... played 1992-93 with Tabor Academy (Marion, Mass.), scoring 27-48-75 in 29 games ... led his team to a 26-2-1 mark and the semifinal round of the New England High School Championships ... co-MVP of 1994 Hockey Night in Boston ... participated in both the 1993 and



E.J. Bradley



Brad Englehart

1994 U.S. Olympic Festivals ... MVP of his Tabor Academy team ... **birthdate:** 1-1-75 ... **parents:** Gene and Phyllis ... **brother:** Gregg, 16... **coach:** Stan Butler (Wexford).

Sauer on Bradley: "This young man is a strong player who can play center or wing for us, which gives us flexibility. He possesses great speed, strength, vision and he has proven he can score."

BRAD ENGLEHART

FR, 5-11, 185, Center
Fredericton, New Brunswick


Drafted: Anaheim (1994 - 8th)

9


In 165 games for Fredericton High School, scored 70-43-113 during 1989-90 and 1990-91 ... spent his junior year with St. Mike's in Toronto (Jr. A Tier II), scoring 32-21-53 ... was the scoring champion (20-18-38) and named co-MVP of Hockey Night in Boston (1994) with UW teammate E. J. Bradley ... last season played for Kimball Union Academy (Meriden, N.H.) ... he tallied 22-18-40 in 25 games for Kimball ... **coach:** Tony Herrington (Kimball) ... **birthdate:** 9-16-75 ... **parents:** Fred & Debbie ... **sister:** Lauralee, 22.

Sauer on Englehart: "Brad shows great offensive instincts. He is one of those players that the puck naturally seems to come to. He's the type of centermen who utilizes the players who play with him very well."


NEWCOMERS




Rick Enrico



Eric Raygor



Steve Sabo



Mark Smith

RICK ENRICO

FR, 6-0, 180, Wing
Edina, Minn.

11

Played for Edina High School from 1990-93 ... team captain at Edina ... earned all-conference honors as the leading scorer in the Lake Blue Conference in '92, '93... played for Detroit Compuware last season, scoring 28-35-63 (29 games) ... also played six games for the St. Paul Vulcans (USHL) ... scored 3-5-8 in those six games, including two game-winning goals ... was invited to play in the 1993 Olympic Festival (San Antonio) ... played in Maroon & Gold all-star game ... **coach:** Bart Larson (Edina) ... **birthdate:** 12-6-74 ... **parents:** Richard & Jan ... **brothers:** Tony, 29, Steve, 27, and Dean 25.

Sauer on Enrico: "Rick is a solid two-way player. He is a proven offensive player, but at the same time is a strong defensive player. We look for him to be a steady, reliable winger for us."

ERIK RAYGOR

SO, 6-2, 200, Wing
Superior, Wis.

23

Transfer from Kent State University ... scored 9-3-12 for KSU in 38 games last year ... played with the Sioux City Musketeers (USHL) during 1992-93 scoring 23-27-50 in 45 games ... prior to that was with the Wisconsin

Capitols ... during 1991-92 tallied 19-19-38 in 45 games ... member of the Wisconsin state hockey championship team (1990) and state football championship team (1990) at Superior high school ... participant at both Select 16 & 17 Regional camps ... member of the honor roll in high school ... **coach:** Bill Switaj (Kent State) ... **birthdate:** 1-7-73 ... **parents:** Steward & Gloria ... **brother:** Brian, 22 ... **sister:** Angie, 18 ... plans to major in business at the UW.

Sauer on Raygor: "Erik brings Division I experience to the program. He is a good all-around athlete and those athletic abilities translate well onto the hockey rink. He will be a good corner man for us."

STEVE SABO

SO, 6-1, 180, Defense
Madison, Wis.

7

Transfer from Kent State University ... scored 3-15-18 in 36 games for Kent State ... spent the 1992-93 season with the Yorktown Terriers of the Saskatchewan Junior Hockey League ... tallied 11-31-42 in 62 games ... an all-star selection ... played high school hockey at Warroad (Minn.) ... invited to both USA Hockey's Select 17 and 18 national camps ... all-conference and all-state in hockey ... also all-conference selection in football and

baseball ... Maroon & Gold all-star ... **coach:** Bill Switaj (Kent State) ... **birthdate:** 1-7-73 ... **mother:** Yvonne ... **brother:** Scott, 33 ... **sister:** Sherry, 28.

Sauer on Sabo: "Steve is a very competitive player who has good offensive ability as a defenseman. Last year at KSU he was the second leading scoring blueliner as a freshman."

MARK SMITH

FR, 6-1, 185, Wing
Woodbury, Minn.

22

Walk-on ... played the last two years for Hill-Murray high school ... scored 28-38-66 in 52 games ... all conference in hockey, football and baseball ... all-state honorable mention in hockey ... member of the National Honor Society ... **coach:** former Badger and captain of the 1989-90 NCAA championship team Steve Rohlik ... **birthdate:** 7-13-75 ... **mother:** Carol ... **brothers:** Mike, 33, Rick, 32 ... **sister:** Deb, 31 ... plans to major in physical therapy or pre-med

Sauer on Smith: "He is an excellent skating forward with good size. Last year at Hill-Murray he was recognized as a strong up-and-down winger with great skating ability. In our system, the bigger ice surface should be a big advantage for Mark."

BADGER ALPHABETICAL ROSTER

NO	NAME	POS	NHL	HT. WT.	YR/EL	BIRTH.	HOMETOWN/PREVIOUS TEAM
17	Craig Anderson	D	NYR	6-1 180	Fr	1-6-76	Brooklyn Park, Minn. (Park Center HS)
24	Maco Balkovec***	D	Chicago	6-2 200	Sr	1-17-71	Port Moody, BC (Merritt Centennials - BCJHL)
21	Joe Bianchi	C		5-9 170	Fr	8-17-75	Bloomington, Minn. (Jefferson HS)
19	E.J. Bradley	W	Phila.	5-11 ... 185	Fr	1-1-75	New Hyde Park, N.Y. (Wexford Raiders - MJHL)
28	Fran Bussey	W	Pitt.	6-2 190	So-Fr	7-9-74	Duluth, Minn. (East HS)
10	Shawn Carter**	W		6-3 205	Sr-Jr	4-16-73	Eagle River, Wis. (Omaha Lancers - USHL)
1	Kirk Daubenspeck*	G	Phila.	6-0 195	So	7-16-74	Madison, Wis. (Wisconsin Capitols - USHL)
4	Mickey Elick**	D	NYR	6-1 190	Jr	3-17-74	Calgary, Alberta (Calgary Royals - AJHL)
9	Brad Englehart	C	Anaheim	6-0 180	Fr	9-16-75	Fredericton, N. B. (Kimball Union Academy (N.H))
11	Rick Enrico	W		5-11 ... 190	Fr	12-6-74	Edina, Minn. (St. Paul Vulcans - USHL)
8	Darren Haley*	W		6-0 190	Jr-So	4-13-72	Duluth, Minn. (Wisconsin Capitols - USHL)
18	Troy Howard**	W		5-10 ... 180	Jr	2-7-73	Madison, Wis. (Wisconsin Capitols - USHL)
5	Tim Krug*	D		6-2 200	Jr-So	12-11-73	Bloomington, Minn. (Jefferson HS)
33	Rob Lurtsema	W	Dallas	6-5 230	So	10-28-74	Burnsville, Minn. (Burnsville HS)
15	Mike Mickelson	W		5-10 ... 190	So	1-27-73	White Rock, B.C. (Victoria Warriors - BCJHL)
6	Matt Peterson	D	Anaheim	6-0 195	So-Fr	2-15-75	Maple Grove, Minn. (Osseo HS)
3	Brian Rafalski***	D		5-9 180	Sr	9-28-73	Allen Park, Mich. (Wisconsin Capitols - USHL)
23	Erik Raygor	W		6-2 200	So	1-7-73	Superior, Wis. (Kent State University)
7	Steve Sabo	D		6-1 180	So	1-7-73	Madison, Wis. (Kent State University)
31	John Sauer	G		5-8 150	So.	4-26-75	Fox Point, Wis. (Marquette HS)
20	Scott Sanderson**	C		5-10 ... 170	Jr	1-31-74	Edina, Minn. (Edina HS)
22	Mark Smith	W		6-1 185	Fr	7-13-75	Woodbury, Minn. (Hill-Murray HS)
30	Jake Soper	G		6-0 170	Fr	4-8-76	Menomonie, Wis. (Menomonie HS)
12	Jamie Spencer*** (A)	W		5-11 ... 190	Sr	8-11-73	Noblesville, Ind. (Culver Military Academy)
26	Mark Strobel*** (C)	D		6-0 200	Sr	8-15-73	St. Paul, Minn. (Hill-Murray HS)
27	Mike Strobel***	W		6-0 190	Sr-Jr	8-15-73	St. Paul, Minn. (Hill-Murray HS)
14	Chris Tok*** (A)	D	Pitt.	6-2 200	Sr	3-19-73	Coleraine, Minn. (Greenway HS)
25	Dan Tompkins*	W	Calgary	6-2 205	So	1-31-75	Minnetonka, Minn. (Omaha Lancers - USHL)
16	Max Williams**	W		5-10 ... 190	Jr	5-22-73	Mahwah, N.J. (Deerfield Academy)


C- captain; A-assistant captain; *-Letters won

Where They're From

United States	25
Canada	4
Minnesota	14
Wisconsin	7
Indiana	1
Michigan	1
New Jersey	1
New York	1

Who's Drafted

Craig Anderson	New York Rangers, 8th round, 1994
Maco Balkovec	Chicago Blackhawks, 5th round, 1991
E.J. Bradley	Philadelphia Flyers, 9th round, 1993
Fran Bussey	Pittsburgh Penguins, 8th round, 1992
Kirk Daubenspeck	Philadelphia Flyers, 7th round, 1992
Mickey Elick	New York Rangers, 8th round, 1992
Brad Englehart	Mighty Ducks of Anaheim, 8th round, 1994
Rob Lurtsema	Dallas Stars, 8th round, 1993
Matt Peterson	Mighty Ducks of Anaheim, 7th round, 1993
Chris Tok	Pittsburgh Penguins, 10th round, 1991
Dan Tompkins	Calgary Flames, 4th round, 1993



1994-95 COACHING STAFF

<i>Coach Jeff Sauer</i>	<i>58-60</i>
<i>Assistant Coaches</i>	<i>61-62</i>
<i>Support Staff</i>	<i>63-64</i>

JEFF SAUER



Jeff Sauer
13th year
Colorado College, 1965

Sauer vs 1994-95 Competition

SCHOOL	CAREER	AT UW	1993-94
Alaska-Anchorage	5-0-1	5-0-1	4-0-0
Colorado College	41-10-1	41-10-1	3-1-0
Denver	54-33-6	30-12-4	2-0-0
Lake Superior State	2-1-0	2-1-0	DNP
Michigan	14-15-1	3-1-0	1-0-0
Michigan State	14-12-0	1-1-0	0-1-0
Michigan Tech	40-27-2	33-9-1	4-1-0
Minnesota	37-70-6	20-40-4	0-4-0
Minnesota-Duluth	51-49-3	26-28-3	1-2-1
North Dakota	49-47-4	31-19-4	4-2-0
Northeastern	5-2-0	5-2-0	DNP
Northern Michigan	25-20-2	25-20-2	3-1-0
St. Cloud State	15-5-1	15-5-1	1-2-0
Totals	352-291-27	237-148-21	23-14-1
(Winning Percentage)	(.546)	(.610)	(.618)

DNP— did not play

Wisconsin's Jeff Sauer enters his 24th year of collegiate coaching in 1994-95, making him the "Dean" of coaches in the WCHA. One of the games most influential and respected men behind the bench begins his 13th season at the helm of the UW program.

He boasts an impressive list of accomplishments heading into the season. But 1994-95 could be yet another milestone season for Sauer. With a career coaching record of 489-400-34, he looks to become only the seventh coach in history to achieve the 500-win plateau. He would become the first UW coach to win 500 career contests in any sport.

His current win total ranks him seventh on the all-time victory list. He is one of only three active coaches to win that many games behind Ron Mason of Michigan State (698) and Bob Peters of Bemidji State (627).

AT WISCONSIN

In 12 seasons at Wisconsin, Sauer's teams have averaged 27 victories per year and posted 20 or more wins every season. Compiling an impressive 323-174-23 record (.644), his Badger teams have earned NCAA tournament bids the last seven years running while finishing third or higher in the WCHA standings all but one year (1984-85).

Last season was no different with the Badgers enjoying yet another 25-win season and earning a seventh straight bid to the NCAA tournament. With an overall record of 26-15-1, the Badgers achieved their 12th straight 20-win season and advanced to the NCAA tournament for the eighth time under Sauer. In the WCHA, Wisconsin finished third, just two points behind league champion Colorado College.

A look back at the Sauer Era at

Wisconsin shows nothing less than unparalleled success and tradition.

The 1992-93 team advanced to the NCAA tournament after a second-place finish in the WCHA. The Badgers came within seconds of advancing to their third Final Four appearance in four years but fell to Michigan 4-3 in overtime at Joe Louis Arena.

During 1991-92, Sauer's Badgers surprised the college hockey world, finishing as the NCAA runners-up. Receiving the sixth seed in the West, Wisconsin was an underdog to advance to the Final Four. The UW proceeded to upset the No. 3 seed New Hampshire (4-2) and No. 2 seed St. Lawrence (5-2) to qualify for the NCAA Championships.

In the NCAA semifinals, Wisconsin knocked off Michigan (3-2) before losing to Lake Superior State (5-3). It marked the second time in three years Wisconsin played for the NCAA title.

Sauer's Milestones

- △ Two NCAA titles (1983 and 1990).
- △ The only coach to win a national championship in his first season.
- △ The seventh winningest coach in college hockey history (489-400-34).
- △ Led Wisconsin to the NCAA tournament the past seven years, including Final Four appearances in 1990 & 1992.
- △ Coached UW to at least 21 wins all 12 seasons.
- △ Only Wisconsin coach with three 30-win seasons.
- △ Captured the school's second MacNaughton Cup (1990).
- △ Three WCHA Playoff Championships (1983, 1988 and 1990).
- △ Instrumental in creating the Bank One Badger Hockey Showdown to Milwaukee.
- △ Eleven-year Wisconsin playoff record of 52-23-2 (.690).
- △ Two-time WCHA Coach of the Year (1972 and 1975).
- △ Under Sauer, UW teams have finished in the WCHA's top three 11 times in 12 years.
- △ Has coached 12 individuals to all-America status and has had eight players selected to Olympic teams on 10 occasions.

In one of Wisconsin's finest seasons (1989-90), Sauer's team posted a 36-9-1 record, en route to capturing the school's fifth NCAA Championship and the second in his tenure. The Badgers won both the WCHA regular season and playoff championships. The WCHA regular-season title was only the second in UW history.

The Badgers' 36 victories in '89-90 marked the third time under Sauer that a Wisconsin team won 30 or more games. No other Wisconsin coach can boast of such a distinction.

In his first year at Wisconsin in '82-83, Sauer accomplished what no other first-year college hockey coach had ever done. His Badgers captured the 1983 NCAA Championship, earned the No. 1 ranking in the final poll, and posted one of the best marks in school history at 33-10-4.

Four members of that team—Pat Flatley, Chris Chelios, Bruce Driver and Marc Behrend—also played in the 1984 Winter Olympic Games in Sarajevo, Yugoslavia before moving on to careers in the NHL.

INTERNATIONAL EXPERIENCE

In addition to being one of college hockey's top coaches, Sauer has been one of its foremost ambassadors of the game. He is a regular consultant to USA Hockey.

In the spring of 1985, he served as an assistant coach to Dave Peterson for the USA Hockey Team that participated in the annual IIHF (International Ice Hockey Federation) World Championships in Prague, Czechoslovakia.

In 1987 he was one of four head coaches at the Olympic Festival. He has also served on the U.S. Olympic Hockey Committee (1984) and been a member of the Rules Committee.

Not only has Sauer been a noticeable presence off the ice, but he has

The Sauer Record

At Colorado College

Year	GP: W-L-T (.Pct)
1971-72	32: 13-19-0 (.406)
1972-73	34: 10-24-0 (.294)
1973-74	32: 13-17-2 (.438)
1974-75	39: 23-16-0 (.590)
1975-76	36: 15-20-1 (.431)
1976-77	40: 13-25-2 (.350)
1977-78	41: 18-22-1 (.451)
1978-79	38: 12-24-2 (.342)
1979-80	39: 21-17-1 (.551)
1980-81	36: 17-19-0 (.472)
1981-82	36: 11-23-2 (.333)
11 years	403: 166-226-11 (.426)

At Wisconsin

Year	GP: W-L-T (.Pct)
1982-83	47:33-10-4 (.745)
1983-84	39: 21-17-1 (.551)
1984-85	42: 25-17-0 (.595)
1985-86	42: 27-15-0 (.643)
1986-87	42: 23-18-1 (.560)
1987-88	45: 30-13-2 (.689)
1988-89	46: 25-16-5 (.598)
1989-90	46: 36-9-1 (.793)
1990-91	44: 26-15-3 (.625)
1991-92	43: 27-14-2 (.609)
1992-93	42: 24-15-3 (.607)
1993-94	42: 26-15-1 (.631)
12 years	520: 323-174-23 (.643)

Totals

Years: 23
 Games: 923
 Record: 489-400-34
 Winning Percentage: .548

earned a wealth of international experience on the bench as well.

Consider that he was a finalist for both the 1992 and 1994 U. S. Olympic coaching jobs.

During April of 1992, Sauer was an assistant coach for the U.S. at the World Tournament in Prague.

He was head coach of Team USA in the 1990 Goodwill Games. Prior to the games, Team USA beat the Soviet Union's National Team in an exhibition contest at the Oakland Coliseum. It was the first time since 1980 that a U.S. squad had beaten a team from Russia.

Under Sauer's guidance, Team USA advanced to the gold medal game against the Soviet Union, but lost a 4-3 decision decided by a shootout at the end of sudden death.

Sauer also coached the USA Select Team (composed primarily of top collegiate players) at the 1989 Pravda Cup in Leningrad.

THE PLAYERS

Many of Sauer's players have moved on to prestigious careers in the NHL. The list includes Chris Chelios, Pat Flatley, Tony Granato, Curtis Joseph, Scott Mellanby, Paul Ranheim, Mike Richter, Gary Shuchuk and Gary Suter.

He has coached 12 all-Americans and eight Olympians. Those lists include:

All-Americans (12): *Forwards* — Flatley, Granato, Ranheim, Steve Tuttle, Shuchuk; *Defensemen* — Bruce Driver, Paul Stanton, Sean Hill, Barry Richter; *Goaltenders* — Dean Anderson, Joseph, Duane Derksen

Olympians (8): 1984 — Marc Behrend (G), Chelios (D) 1988 — Granato (F), Jim Johannson (F), Richter (G); 1992 — Sean Hill (D), Jim Johannson (F); Team Canada 1984 — Bruce Driver

and Flatley

DURING THE SUMMER

In the off-season, Sauer works various hockey camps throughout the country. Wisconsin hockey schools are located in Madison and Milwaukee, Naperville (Ill.), and St. Louis. He also assists at Bob Johnson's school in Aspen (Colo.). In Chicago, Sauer is a counselor at Stan Mikita's hockey camp for the hearing-impaired.

This past summer the UW staff added a Wisconsin hockey school to the Indianapolis area.

AS AN ASSISTANT

Sauer began his coaching career as an assistant to the legendary Bob Johnson at Colorado College in '66. In addition to coaching hockey, he was an assistant baseball coach at CC.

In 1968, he became Johnson's first full-time assistant at the UW. He served in that capacity until 1971, when he accepted the head coaching

job at Colorado College.

At Colorado College, where he served as head coach from 1971-82, Jeff won more than 166 games and was twice named WCHA Coach of the Year. His first award came following his rookie season, and the second was following the 1974-75 campaign when Colorado College posted a 23-16-0 record and finished third in the WCHA.

PERSONAL


A 1965 graduate of Colorado College, Sauer earned a Bachelor's degree in sociology. During his undergraduate years, he competed in both varsity hockey and baseball for the Tigers.

His father, Ted, coached high school hockey at St. Paul (Minn.) Central and last year was inducted into the UW-Platteville Hall of Fame.

Jeff and his wife, Jamie, have a son Chip, 19, who attends Wisconsin, and a daughter Beth, 13.



MIKE KEMP



Mike Kemp

Mike Kemp
14th Year
Gustavus Adolphus, 1975

Coordinator of all recruiting efforts for the Badgers is assistant coach Mike Kemp. In addition to his off-ice duties, Kemp coaches the defensemen and works extensively with the Badgers' penalty-killing unit, which has consistently ranked among the league's best.

From 1983-85, Mike served as administrative assistant coach to Jeff Sauer as well as executive director of the Blue Line Club.

The 41-year old native of Duluth, Minn. served as administrative assistant under the late Badger coach Bob Johnson (1981-82). He moved on to Illinois-Chicago for the '82-83 season as an assistant coach.

IN THE OFFSEASON — In the past, Mike has served as head coach of several regional 17 and under camps in Marquette (Mich.), Lake Placid (N.Y.) and St. Cloud (Minn.). They are part of USA Hockey's Player Development Program.

In addition to his USA Hockey involvement, this past summer Mike was selected as an assistant coach for

Team West at the 1994 Olympic Festival in San Antonio. He has spoken at USA Hockey seminars in Colorado, the USA Hockey Masters Symposium and instructed in schools in Milwaukee, Chicago, Indianapolis and St. Louis.

THE CAMPS — Mike spends his summers working in various camps throughout the country. Wisconsin Hockey Schools are located in Madison, Chicago and St. Louis. This summer the UW coaching staff added another city to their summer tour. Indianapolis now offers Badger hockey schools in the summer.

INTERNATIONAL EXPERIENCE — In August of 1993, he was an assistant coach for the U.S. Select 17 team which competed for the Pacific Cup in Japan. The team finished second to Russia.

He also served USA Hockey as an International observer at the IIHF World Championships in Finland in 1991.

PRIOR TO WISCONSIN — At Gustavus Adolphus, Mike majored in public relations and business. After a year of graduate work at Nebraska-Omaha, Kemp returned to his alma mater where he was an assistant hockey and head women's golf coach. The 1976-77 Gustavus Adolphus hockey team won the Minnesota Intercollegiate Conference title (MIAC) and was the NAIA hockey tournament runners-up.

HOBBIES — Kemp is an avid runner, competing in various marathons in the off-season, including the 1993 Boston Marathon and Grandma's in Duluth.

The Kemp File

Season — 14th (Div. I); 20th overall
Hometown — Duluth, Minn.
Born — December 13, 1952

Coaching Experience


Wisconsin (14 years)
Illinois-Chicago (one year)
Gustavus Adolphus (5 years)

Education

Gustavus Adolphus (1975)
B. S. in Public Relations and Business

Family

Wife - Julie
Daughters - Emily, 7 & Sarah, 5



ASSISTANT COACHES



Pat Ford

Pat Ford
first year
Wisconsin, 1990

Pat Ford joins the Badger hockey staff in 1994-95 after serving as an assistant coach in the Northern Michigan hockey program for the past two seasons, 1992-94.

He was a four-year letterwinner at Wisconsin, playing under Coach Sauer from 1984-88 and scoring 48-78-126 in 155 career games as a Badger center.

Prior to his position at NMU, Ford spent two years (1990-91) at Madison Edgewood High School, coaching the Crusaders to two consecutive state titles (WISAA) and posting a 55-4-0 record. From Edgewood, he came to the University of Wisconsin for the 1991-92 season as a graduate assistant.

The 30-year old native of Saskatoon, Saskatchewan received his B.S. degree in Bacteriology from the UW in 1990.

Pat and his wife, Cammi, have a newborn son, Jason Patrick.

Bill Howard
23rd year
Colorado College



Bill Howard

A veteran of all five UW NCAA titles, Bill Howard has been a key to the Badgers' continued success in goal.


During his tenure at the UW, Howard has helped develop all-Americans Julian Baretta (1977), Roy Schultz (1980) and recent Badger goaltending standouts Mike Richter (New York Rangers), Curtis Joseph (St. Louis Blues) and Duane Derksen (Washington Capitals).

Before joining the UW staff, the 50-year-old Howard coached high school hockey at Madison Memorial for 10 years. His Spartan hockey teams won two state titles and posted a 136-72-1 (.653) mark.

As a collegiate player, Bill enjoyed a distinguished career at Colorado College as a goaltender, where he played for the late Bob Johnson.

During the off-season, Howard is actively involved in numerous summer hockey camps and seminars, including an intensive goaltending school in St. Louis. He also serves as color commentator on Wisconsin hockey broadcasts for WIBA radio. He teaches high school classes (business law) on a full-time basis at Madison Memorial.

Originally from Grand Forks, N.D., Bill and his wife, Bonnie, have two sons, Troy, a member of the UW hockey team, and Casey, who plays for the Madison Capitals of the United States Hockey League (USHL).



Stieg Theander

Stieg Theander
2nd year
Ripon College, 1985

Stieg Theander begins his fourth year at Wisconsin and his second as the strength and conditioning coach for the UW Hockey team.

He graduated from Ripon College (1985) with a Bachelor's degree in exercise physiology. He did graduate work at the UW in 1986 and 1987.

Stieg was an honorable-mention all-American in wrestling at Ripon. The team captain placed at the 1985 NCAA Division III wrestling tournament.


In addition to hockey he directs all seasonal strength and conditioning programs for wrestling, men's and women's golf and assists with football.

He is certified by the National Strength and Conditioning Association and American College of Sports Medicine.

During the off-season, he works with former UW athletes Duane Derksen, Don and Tony Granato, Sean Hill, Doug Macdonald, Gary Shuchuk, Gary Suter and Chris Tancill.

He is single and lives in Madison.

SUPPORT STAFF



Rob Malnory

Sports Administrator — Hockey **Joel Maturi**

Joel Maturi has been a member of the UW Department of Athletics since 1986. He currently is one of two sports administrators for the school.

He oversees the Badger football, hockey, wrestling and men's and women's teams for track, cross country and crew.

Maturi has served the division in many roles. He worked as director of facilities and game management prior to his appointment as a sports administrator. Maturi also handled Wisconsin's compliance matters for one year.

Maturi is a former head basketball coach at Edgewood High School, where he took several of his teams to the Wisconsin state championship (WISAA).

The graduate of Notre Dame (1967) played football while earning a B.A. degree in Political Science. He received his M.A. degree in educational professional development from UW-Platteville (1985).

Joel and his wife, Lois, have three children: Mark, Katie and Annie.

Administrative Assistant **Rob Malnory**

A veteran of three Badgers NCAA Championships, Rob Malnory marks his 16th year with the UW hockey team in 1994-95. This is his third season as the administrative asst. to Coach Jeff Sauer.

A native of Waupun, Rob's duties include the planning and coordinating of all hockey road trips and serving as equipment manager.



Mike Johnson

During the summer of 1993, Rob served as equipment manager for the USA Hockey select 17 team which competed in Tokyo, Japan.

In August of 1992, Rob served as the equipment manager for USA Hockey's 20-Over team which took part in tournaments in Finland. He was also the manager for the 1989 USA Select Hockey Team, earning a trip to Leningrad, USSR for the Pravda Cup.

In the summer of 1987, he was the assistant equipment manager at the U.S. Olympic Festival in Greensboro, N.C., and he also worked with the 1988 USA Hockey Team at a training camp in Lake Placid, N.Y.

Malnory is a 1981 graduate of the UW, holding a Bachelor's degree in accounting.

Athletic Trainer **Mike Johnson**

Mike is entering his seventh year as a staff athletic trainer and his fifth season as the head trainer for the UW hockey team. He also works with football and the men's and women's golf teams.

A native of Minneapolis, he did his undergraduate work at the University of Minnesota, receiving a BA in sociology (1985). After completing his athletic training certification, he attended graduate school at Michigan State, serving as a graduate assistant (1985-87), and earning a master's degree in physical education with an emphasis in athletic training.

He was hired at Wisconsin in 1988 and since his hire has worked with the football, men's and women's track and field, hockey, cross country and men's and



Tim Ebner

women's tennis programs.

He has worked a number of national and international events, including the 1991 U.S. Olympic Hockey trials camp and the '91 and '92 Ice Hockey World Championships in Finland and Czechoslovakia. During the 1993-94 season, Mike took a temporary leave of absence from his duties at UW-Madison to work with the 1994 U.S. Olympic Hockey Team.

Mike also teaches in the athletic training curriculum and organizes athletic trainer coverage of summer camps.

Video Coordinator **Tim Ebner**

Tim Ebner is in his fifth year at Wisconsin and his third as video coordinator for the hockey team. He has also worked for the football program as their computer scouting coordinator.

At Wisconsin, Tim has been a graduate assistant coach with the football program and has assisted in the development of the video department.


The native of La Crosse, Wis. was head coach of the La Crosse High School hockey team (four years) and an assistant coach (one year). In addition to hockey, he also coached track at both La Crosse Central and Aquinas High Schools.

Tim also played football for the 1985 NAIA Division II National Championship football team at UW-La Crosse.


He received his B.S. in physical education with a coaching emphasis at UW-La Crosse and his M.S. in educational administration from Madison.

Tim and his wife Margaret have a newborn daughter, Jacqueline.

UW ATHLETIC STAFF



Pat Richter



Al Fish



Cheryl Marra



Joel Maturi

Athletic Administration (608/262-1866)

Director of Athletics Pat Richter
 Administrative Officer Al Fish
 Assoc. Athletic Director — Sports Administrator Cheryl Marra
 Assoc. Athletic Director — Sports Administrator Joel Maturi

Departments

Sports Information — Men's (262-1811) Steve Malchow
 Academic & Student Affairs (262-1787) Alan Zussman
 Business Office (262-5449) Nancy Seifert
 Community Relations (262-0119) Jim Bakken
 Compliance (265-2973) Paul Winters
 Equipment Room (262-3789) Jim McCormick
 Facilities and Game Management (262-7974) Scott Jenkins
 Fundraising and Booster Clubs (262-1911) Duane Kleven
 Marketing and Licensing (262-5583) Vince Sweeney
 Strength and Conditioning (262-3800) John Dettmann
 Ticket Office (262-1440) Tim Van Alstine
 Training Room (262-5600) Dennis Helwig
 Video Department (262-5100) Jim Roberts

Hockey Staff (608/262-3932)

Head Coach Jeff Sauer
 Assistant Coach Mike Kemp
 Assistant Coach Pat Ford
 Assistant Coach Bill Howard
 Administrative Assistant Rob Malnory
 Athletic Trainer Mike Johnson
 Secretary Nancy Olson
 Hockey SID Julie Kluge
 Video Coordinator Tim Ebner


Coaches

Men's

Basketball Stan Van Gundy
 Crew Randy Jablonic
 Cross Country Martin Smith
 Football Barry Alvarez
 Golf Dennis Tiziani
 Hockey Jeff Sauer
 Soccer Jim Launder
 Swimming Nick Hansen
 Tennis Pat Klingelhoets
 Track & Field Ed Nuttycombe
 Wrestling Barry Davis

Women's

Basketball .. Jane Albright-Dieterle
 Crew Sue Ela
 Cross Country Peter Tegen
 Golf Dennis Tiziani
 Soccer Dean Duerst
 Softball Karen Gallagher
 Swimming Nick Hansen
 Tennis Patti Henderson
 Track & Field Peter Tegen
 Volleyball John Cook



1994-95 BADGER COMPETITION

<i>Alaska Anchorage</i>	<i>66</i>
<i>Colorado College.....</i>	<i>67</i>
<i>Denver.....</i>	<i>68</i>
<i>Michigan Tech</i>	<i>69</i>
<i>Minnesota</i>	<i>70</i>
<i>Minnesota-Duluth</i>	<i>71</i>
<i>North Dakota</i>	<i>72</i>
<i>Northern Michigan</i>	<i>73</i>
<i>St. Cloud State</i>	<i>74</i>
<i>Non-Conference</i>	<i>75</i>
<i>Series Scores</i>	<i>76-79</i>

ALASKA ANCHORAGE



Location: Anchorage, Alaska 99508
Nickname: Seawolves
Colors: Green & Gold
Enrollment: 20,000
Chancellor: Lee Gorsuch
Athletic Director: Timothy J. Dillon
Affiliation: NCAA-I
Conference: WCHA
Arena: Sullivan Arena
Capacity: 6,206
Rink Size: 200 x 100
Arena Phone: (907) 279-2071
Arena Fax: (907) 279-2071

Sports Information

SID: Dave Mateer
Home Phone: (907) 562-3862
Office Phone: (907) 786-4625
FAX: (907) 563-4565

Coach & Team Information

Head Coach: Brush Christiansen,
 Alaska Methodist, 1972
Christiansen Phone: (907) 786-1227
Record at UAA: 267-181-25 (15 yrs.)
Overall Record: 267-181-25 (15 yrs.)
Assistant Coaches: John Hill,
 Alaska Anchorage, 1988; Frank
 Bretti, Iona College, 1988
1993-94 Record: 15-19-2
Conference Record: 14-16-2 (6th)
Lettermen Returning/Lost:
 Goal: 2/0; Forward: 10/4; Defense: 6/1

Top Returnees

Mark Stitt Sr; C; 15-17-32
 Paul Williams Sr; RW; 13-16-29
 Jason White Jr; D; 5-15-20
 Lee Schill Sr; G; 13-15-2; 3.46; .891

Key Losses

Keith Morris W; 16-18-34
 Mitch Kean W; 12-13-25

1994-95 SEAWOLF ROSTER

No	Name	Pos.	Ht.	Wt.	Yr.	Birth.	Hometown
1	Chris Davis	G	6-3	170	So	12-1-74	Calgary, Alberta
2	Jason White	D	6-1	200	Jr	2-12-73	Anchorage, Alaska
3	Thomas Kraft	D	6-4	220	So	5-12-73	Stockholm, Sweden
6	Chris Kerr	D	6-3	200	So	5-3-74	Nanaimo, B.C.
7	Cotton Gore	C	6-0	175	Sr	4-9-71	Palmer, Alaska
8	Gord McCann	W	6-0	195	So	8-8-73	Edmonton, Alberta
9	Bobby Stewart	W	5-10	170	Fr	6-3-74	Fort McMurray, Alberta
10	Petri Tuomisto	D	6-2	200	Sr	3-14-71	Pori, Finland
11	Jeff Grabinsky	C	5-11	185	Fr	12-26-75	Mission, B.C.
12	Matt Christian	LW	5-7	165	Jr	2-16-71	Bloomington, Minn.
14	Stacy Prevost	C-W	5-10	180	So	6-2-73	Bonnyville, Alberta
15	Trent Leggett	W	5-10	185	Sr	3-19-71	Williams Lake, B.C.
16	Darren Meek	D	5-10	190	Jr	9-25-71	White Rock, B.C.
17	Jeff Edwards	W	6-1	200	Fr	3-25-74	Fort Frances, Ontario
18	Todd Skoglund	W	6-1	195	Sr	9-6-69	Anchorage, Alaska
19	Mark Stitt	C	6-0	190	Sr	2-14-71	Hamilton, Ontario
20	Troy Norcross	W	5-11	220	Sr	6-6-71	Calgary, Alberta
21	Rob Milliken	D	6-1	195	Fr	10-27-74	Victoria, B.C.
22	Jack Kowal	W	6-1	190	Jr	2-14-73	Anchorage, Alaska
23	Jeremy Mylymok	D	6-0	195	Jr	1-12-72	Newport Beach, Calif.
25	Paul Williams	C	6-0	185	Sr	11-16-70	Anchorage, Alaska
26	Glen Thornborough	W	6-1	185	Jr	1-2-72	Glenboro, Manitoba
28	David Vallieres	C	5-11	180	So	7-14-74	Chugiak, Alaska
30	Lee Schill	G	5-11	190	Sr	5-12-71	Coquitlam, B.C.
32	Mika Rautakallio	C	5-11	175	So	5-16-73	Espoo, Finland
33	Todd Bethard	D	5-10	165	So	2-21-74	Anchorage, Alaska
35	Darren Donald	G	5-10	190	Fr	3-31-73	Anchorage, Alaska

THE SERIES

Home: Wisconsin does not play Anchorage in Madison this year.

Away: January 6-7, 1995

All-time series: 5-0-1, Wisconsin

Games at Anchorage: 2-0-0

The series began in 1990 in Madison ... the leading scorer for the Seawolves against the Badgers is defenseman Jason White with 1-2-3 ... goaltender Lee Schill is 0-3-0 versus the UW with a 4.91 goals-against average (159:26 minutes) and an .849 save percentage (13 goals, 73 saves) ... the Badgers' leading scorer against Alaska Anchorage is defenseman Brian Rafalski (0-4-4) ... in goal, Kirk Daubenspeck has played in two games against the Seawolves ... Daubenspeck is 1-0-0 with a 2.97 GAA (62:18) and a .929 save % (3 goals, 39 saves) ... Jeff Sauer holds a 5-0-1 lifetime record against Anchorage ... last season the Badgers were 4-0-0 against UAA.

UAA SCHEDULE (boldface indicates home games)

OCTOBER: 14, at Alaska Fairbanks+; 15, **Alaska-Fairbanks+**; 21-22, St. Cloud State; 28-29, at Minnesota-Duluth ... NOVEMBER: 5-6, at Colorado College; 18-19, **Denver**; 25-26, at Northern Michigan ... DECEMBER: 2-3, **North Dakota**; 9-10, **Michigan Tech** ... JANUARY: 6-7, **Wisconsin**; 13-14, **Minnesota**; 20-21, at Denver; 27-28, **Northern Michigan** ... FEBRUARY: 3-4, **Colorado College**; 10-11, at Michigan Tech; 17-18, at St. Cloud State; 24-25, **Minnesota-Duluth** ... MARCH: 3-4, at North Dakota (+ non-conference).

COLORADO COLLEGE



Location: Colorado Springs, CO 80903
Nickname: Tigers
Colors: Black & Gold
Enrollment: 1,900
President: Dr. Kathryn Mohrman
Athletic Director: Dr. Max Taylor
Affiliation: NCAA-I
Conference: WCHA
Arena: AFA Cadet Ice Arena
Capacity: 2,500
Rink Size: 200' x 85'
Arena Phone: (719) 472-2313

Sports Information

SID: Dave Moross
Home Phone: (719) 635-1148
Office Phone: (719) 389-6755
FAX: (719) 389-6256

Coach & Team Information

Head Coach: Don Lucia,
 Notre Dame, 1981
Lucia Phone: (719) 389-6480
Record at CC: 23-11-5 (1 yr.)
Overall Record: 124-110-15 (7 yrs.)
Associate Coach: Scott Owens,
 Colorado College, 1979
Assistant Coach: Mark Tabrum,
 Miami of Ohio, 1986
1993-94 Record: 23-11-5
Conference Record: 18-9-5 (1st)
Lettermen Returning/Lost:
 Goal: 3/0; Forwards: 8/5; Defense: 5/1

Key Returnees

Jay McNeill Jr; C; 25-19-44
 R.J. Enga Sr; C; 15-23-38
 Peter Geronazzo Jr; RW; 19-19-38
 Colin Schmidt So; C; 14-22-36
 Kent Fearn Sr; D; 11-19-30
 Ryan Bach So; G; 17-7-5; 3.63; .872

Key Losses

Jody Jaraczewski W; 16-22-38
 Shawn Reid D; 7-20-27

1994-95 TIGER ROSTER

No	Name	Pos.	Ht.	Wt.	Yr.	Birth.	Hometown
1	Ryan Bach	G	6-1	195	So	10-21-73	Sherwood Park, Alberta
2	Jon Steiner	D	6-1	195	Sr	8-22-72	Highland, Mich.
4	Lee Groom	D	6-3	175	Fr	4-29-76	Littleton, Colo.
5	Trevor Putrah	D	6-3	205	Fr	2-14-75	Faribault, Minn.
6	David Paxton	D	6-1	200	Sr	6-6-71	Thunder Bay, Ontario
7	Chad Remackel	LW	6-1	186	Jr	11-9-71	St. Paul, Minn.
8	Jason Gudmundson	F	5-9	170	Fr	4-9-74	Arborg, Manitoba
9	Colin Schmidt	C	6-0	195	So	2-3-74	Regina, Saskatchewan
10	R. J. Enga	C	6-0	183	Sr	2-15-72	Colorado Springs, Colo.
11	Robert Needham	D	6-1	195	So	12-11-74	Quesnell, B.C.
12	Geoff Herzog	D	6-3	190	Fr	4-16-74	Burnsville, Minn.
14	T.J. Tanberg	F	6-1	180	Fr	3-4-74	Littleton, Colo.
15	Eric Rud	D	6-0	196	So	11-20-72	Inver Grove Hgts, Minn.
16	Tim Sweezo	C-W	5-11	185	So	4-29-74	Maple Plain, Minn.
17	Stewart Bodtker	F	6-1	175	Fr	9-15-76	Penticton, B.C.
18	Ryan Reynard	LW	5-11	200	Sr	1-8-71	Keewatin, Ontario
19	Kent Fearn	D	6-0	183	Sr	9-13-72	Langley, B.C.
20	Chad Hartnell	RW	5-9	175	So	4-16-75	Lloydminster, Alberta
21	Calvin Elfring	D	6-0	170	Fr	4-23-76	Coaldale, Alberta
22	Jason Christopherson	W	6-2	190	Jr	11-11-72	Burnsville, Minn.
23	Travis Cheyne	F	6-2	205	Fr	5-10-73	North Battleford, Sask.
24	Peter Geronazzo	RW	5-11	185	Jr	2-27-71	Trail, B.C.
25	Steve Metzger	W	5-10	170	Jr	1-2-74	Roseville, Minn.
26	Jay McNeill	C	5-9	175	Jr	8-28-72	Cranbrook, B.C.
27	Beau Garrett	F	5-11	180	Fr	3-6-75	Murray, Utah
28	Jim Nicol	RW	6-0	183	So	6-28-75	Seal Beach, Calif.
29	Judd Lambert	G	6-1	175	So	6-3-74	Richmond, B.C.
30	Paul Frank	G	5-10	165	Sr	11-5-70	Spring Lake Park, Minn.

THE SERIES

Home: Jan. 13-14, 1995; **Away:** The UW does not travel to Colorado College this year.
All-time series: 87-28-3, Wisconsin
Games in Madison: 47-16-2, UW

The Badgers have recorded the most victories against CC (87) ... the series began in 1965 ... Wisconsin's top scorer against the Tigers is defenseman Brian Rafalski (2-8-10) ... UW goaltender Kirk Daubenspeck has not seen action against a Tiger team ... for CC, defenseman Kent Fearn (4-9-13) is the leading scorer against Wisconsin ... in goal, Ryan Bach is 1-4-0 versus the UW with a 3.41 GAA (299:17 minutes) and an .879 save percentage (17 goals, 123 saves) ... UW coach Jeff Sauer is an alumni of CC and coached the Tigers from 1971-82 ... he is 41-10-1 lifetime against CC.

CC SCHEDULE (boldface indicates home games)

OCTOBER: 21-22, at Michigan+; 29-30, **North Dakota**... NOVEMBER: 5-6, **Alaska Anchorage**; 11, at Denver; 13, **Denver**; 18-19, at St. Cloud State; 25-16, vs AIR FORCE+ ... DECEMBER: 2-3, at Michigan Tech; 9-10, at Northern Michigan; 16-17, **Minnesota**; 30-31, at Alaska Fairbanks ... JANUARY: 6-7, **Minnesota-Duluth**; 13-14, at Wisconsin; 20-21, at Minnesota; 27-28, **St. Cloud State** ... FEBRUARY: 3-4, at Alaska Anchorage; 11-12, **Northern Michigan**; 17-18, at North Dakota; 25-26, **Michigan Tech** ... MARCH: 3, **Denver**; 4, at Denver. (+ non-conference)

DENVER



Location: Denver, CO 80208
Nickname: Pioneers
Colors: Crimson & Gold
Enrollment: 8,471
President: Daniel L. Ritchie
Athletic Director: Jack McDonald
Affiliation: NCAA-I
Conference: WCHA
Arena: DU Arena
Capacity: 4,700
Rink Size: 196 x 85
Arena Phone: (303) 871-3921

Sports Information

SID: Amy Turner
Home Phone: (303) 832-2838
Office Phone: (303) 871-3392
FAX: (303) 871-3890

Coach & Team Information

Head Coach: George Gwozdecky,
 Wisconsin, 1978
Gwozdecky Phone: (303) 871-3397
Record at DU: first year
Overall Record: 150-124-21 (8 yrs.)
Assistant Coaches: Greg Drechsel,
 Colgate, 1988; Steve Miller, St.
 Mary's, 1988
1993-94 Record: 15-20-3
Conference Record: 11-20-3 (9th)
Lettermen Returning/Lost:
 Goal: 2/0; Forwards: 14/1; Defense: 6/2

Key Returnees

Jason Elders Sr; W; 26-18-44
 Angelo Ricci Sr; C; 13-29-42
 Erik Andersson Jr; W; 10-20-30
 Sinuhe Wallinheimo Jr; G; 10-12-1; 3.93; .878

Key Losses

Brian Konowalchuk C; 9-15-24
 Ian DeCorby D; 10-28-38
 Mark Luger D; 2-4-6

1994-95 PIONEER ROSTER

No	Name	Pos.	Ht.	Wt.	Yr.	Birth.	Hometown
1	Jim Mullin	G	5-11	175	So	10-10-73	Chesterfield, Mo.
2	Travis Smith	D	6-1	185	So	8-27-73	Creelman, Sask.
3	Paul Koch (c)	D	6-3	220	Sr	6-30-71	St. Paul, Minn.
4	Craig McMillan	D	6-0	190	Sr	3-5-73	White Rock, B. C.
6	John McLean	D	6-1	195	Sr	10-31-70	Roseville, Minn.
7	Dave Klasnick	C	5-8	158	Jr	8-29-72	Pittsburgh, Penn.
9	Sean Ortiz (ac)	W	6-0	185	Sr	12-10-71	Peoria, Ill.
10	Warren Smith	W	6-0	170	Fr	11-12-73	Wainwright, Alberta
11	Garrett Buzan	W	5-9	185	Jr	4-8-72	Lakewood, Colo.
13	Mike Rotsch	W	6-1	180	So	3-29-73	Plymouth, Minn.
14	Kelly Hollingshead	D	5-11	195	Jr	1-29-74	Arcola, Sask.
15	Brent Cary (ac)	W	5-7	160	Jr	5-31-71	Indianapolis, Ind.
16	Angelo Ricci	C	5-8	172	Sr	1-13-72	Elgin, Ill.
17	Mike Naylor	C	5-10	191	Sr	12-4-72	Fairbanks, Alaska
18	Anders Bjork	C	6-3	195	Fr	10-17-73	Stockholm, Sweden
19	Mike Dairon	W	6-1	175	Fr	8-28-75	North Vancouver, B.C.
21	Mike Corbett	D	5-10	185	So	1-31-72	Green Bay, Wis.
22	Jason Elders	W	5-10	193	Sr	12-28-70	Winfield, B. C.
23	Charlie Host	W	6-0	185	So	12-6-72	St. Cloud, Minn.
24	Antti Laaksonen	W	6-0	175	So	10-3-73	Tamela, Finland
25	Chris Kenady	W	6-2	200	Sr	4-10-73	Mound, Minn.
26	Erik Andersson	W	6-3	200	Jr	8-19-71	Stockholm, Sweden
28	Petri Gunther	C	6-0	180	Jr	8-20-73	Mikkeli, Finland
30	Sinuhe Wallinheimo	G	6-1	176	Jr	3-9-72	Vantaa, Finland

THE SERIES

Home: Oct. 21-22, 1994;
Away: Feb. 24-25, 1995
All-time series: 50-25-5, Wisconsin
Games in Madison: 23-12-3, UW
Games in Denver: 25-13-2, UW

The series began in 1968 ... the top scorer for the Badgers against DU is Jamie Spencer (3-6-9) ... in the net, Kirk Daubenspeck has not yet faced a Denver team ... Denver's top scorers versus Wisconsin are Angelo Ricci (3-4-7) and Jason Elders (4-3-7) ... goaltenders Jim Mullin and Sinuhe Wallinheimo have yet to face the Badgers ... last year the UW swept DU 3-2 and 6-3 in the only meetings between the two teams during the 1993-94 season ... first-year DU coach George Gwozdecky played wing for the Badgers from 1973-77 ... Jeff Sauer is 54-33-6 lifetime vs DU and 30-12-4 while at Wisconsin.

DU SCHEDULE (boldface indicateS home games)

OCTOBER: 21-22, at Wisconsin; 28-29, at Michigan Tech ... NOVEMBER: 4-5, **North Dakota**; 11, **Colorado College**; 12, vs Colorado College (at Air Force); 18-19, at Alaska Anchorage; 25, at Northeastern+; 27, at Boston College+ ... DECEMBER: 2-3, **Northern Michigan**; 10-11, at Minnesota; 28-29#, vs Ohio State (28th) ... JANUARY: 6-7, **St. Cloud State**; 13-14, at Minnesota-Duluth; 20-21, **Alaska Anchorage**; 27-28, **Michigan Tech** ... FEBRUARY: 3-4, at Northern Michigan; 10-11, at North Dakota; 17-18, **MINNESOTA**; 24-25, **Wisconsin** ... MARCH: 3, vs Colorado College (at Air Force); 4, **Colorado College**. (+ non-conference; #Denver Cup)

MICHIGAN TECH



Location: Houghton, MI 49931-1295
Nickname: Huskies
Colors: Silver & Gold
Enrollment: 5,990
President: Dr. Curtis J. Tompkins
Athletic Director: Rick Yeo
Affiliation: NCAA-I
Conference: WCHA
Arena: MacInnes Student Ice Arena
Capacity: 4,200
Rink Size: 200 x 85
Arena Phone: (906) 487-2337
Arena FAX: (906) 487-3062

Sports Information

SID: Dave Fischer
Home Phone: (906) 482-2629
Office Phone: (906) 487-2350
FAX: (906) 487-3062

Coach & Team Information

Head Coach: Bob Mancini,
 Colorado College, 1982
Mancini Phone: (906) 487-2104
Record at MTU: 30-42-10 (2 yrs.)
Overall Record: 66-74-22 (4 yrs.)
Assistant Coaches: Ken Martel,
 Lake Superior State, 1989; Scott
 White, Michigan Tech
1993-94 Record: 13-27-5
Conference Record: 8-19-5 (10th)
Lettermen Returning/Lost:
 Goal: 2/1; Forward: 10/4; Defense: 5/2

Key Returnees

Brent Peterson Sr; LW; 25-21-46
 Pat Mikesch Jr; C; 14-36-50
 Randy Stevens Sr; RW; 21-12-33
 Jason Wright Jr; D; 2-17-19

Key Losses

Jamie Ram G; 12-20-5; 3.20; .912
 Layne LeBel C-D; 9-23-32
 Jeff Hill D; 0-5-5

1994-95 HUSKY ROSTER

No	Name	Pos.	Ht.	Wt.	Yr.	Birth.	Hometown
1	Luciano Caravaggio	G	5-11	173	So	10-3-75	Etobicoke, Ontario
2	Brian Hunter	D	6-2	190	So	1-30-73	Woodbury, Minn.
3	Andy Lewis	D	5-11	180	Fr	11-30-73	Pittsburgh, Penn.
4	Tim Harris	D	6-1	190	Fr	9-12-74	100 Mile House, B.C.
5	Travis VanTighem	D	6-2	200	So	3-16-73	Calgary, Alberta
6	Kyle Ferguson	RW	6-3	215	Jr	8-12-73	Don Mills, Ontario
7	John Kisil	F	5-9	168	So	5-14-73	Canton, Mich.
8	Austin Kryzer	C	6-0	170	Fr	7-24-74	Afton, Minn.
9	Pat Mikesch	C	5-10	175	Jr	2-15-73	Hancock, Mich.
10	Jeff Mikesch	F	6-0	175	So	4-11-75	Hancock, Mich.
11	Jason Prokopetz	LW	6-0	190	So	7-18-73	Esterhazy, Sask.
12	Craig Perrett	RW	5-9	175	Fr	10-7-73	Calgary, Alberta
14	Mark Loeppky	LW	6-1	200	So	5-13-73	Saskatoon, Sask.
15	Kyle Peterson	C	6-3	210	So	4-17-74	Thunder Bay, Ontario
16	Travis Seale	C	5-11	160	Sr	1-13-72	Mississauga, Ontario
17	Brent Peterson (c)	LW	6-3	200	Sr	7-20-72	Thunder Bay, Ontario
18	Eric Jensen	D	6-1	185	So	6-29-73	Eden Prairie, Minn.
19	Mike Figliomeni	LW	5-6	145	Jr	5-3-72	Thunder Bay, Ontario
20	Jason Hanchuk (ac)	D	6-1	185	Sr	1-16-71	Ottawa, Ontario
21	Jim Roy	F	5-11	175	Fr	9-22-75	Sioux Lookout, Ontario
22	Dave Dupont	D	5-11	175	Fr	7-7-74	Cumberland, R.I.
23	Randy Stevens (ac)	RW	6-0	190	Sr	8-9-73	Sault Ste. Marie, Mich.
24	Brad Wickstrom	F	6-0	175	Fr	1-3-75	Calumet, Mich.
25	Andy Sutton	F	6-5	215	Fr	3-10-75	Kingston, Ontario
26	Brett Meyers	F	6-0	205	Fr	9-29-73	Uxbridge, Ontario
27	Liam Garvey	D	5-11	195	Sr	1-2-73	Glenwood, Ill.
28	Jason Wright	D	5-11	195	Jr	7-6-72	Thunder Bay, Ontario
29	Martin Machacek	C-LW	6-0	185	Jr	6-9-73	Scarborough, Ontario
30	Pete Hamilton	G	6-3	195	Fr	3-9-76	Stillwater, Minn.
30	Randy Wakeham	G	6-0	170	Jr	6-3-74	Atlantic Mine, Mich.
31	Mario Lacasse	G	5-8	170	Sr	7-15-70	Ste. Marie, Quebec

THE SERIES

Home: March 4-5, 1995; **Away:** Nov. 11-12, 1994
All-time series: 51-29-2, Wisconsin
Games in Madison: 32-11-1, UW
Games in Houghton: 17-16-1, UW

The series began in 1967 ... Wisconsin's top scorer vs MTU is defenseman Maco Balkovec (0-5-5) ... Kirk Daubenspeck has played 44:08 against MTU ... he has a 5.48 goals-against average and an .840 save percentage (4 goals, 21 saves) ... for Tech, winger Brent Peterson has 8-3-11 against Wisconsin ... goaltender Luciano Caravaggio is 0-2-0 vs the UW with a 6.13 GAA (127:08) and an .845 save % (13 goals, 71 saves) ... Jeff Sauer is 40-27-2 lifetime against Husky teams and 33-9-1 at Wisconsin ... last year, the Badgers took the season series, 4-1-0.

MTU SCHEDULE (boldface indicates home games)

OCTOBER: 14, Laurentian+; 21, at Ferris State+; 22, at Lake Superior State+; 28-29, Denver ... NOVEMBER: 4, **Northern Michigan**; 5, at Northern Michigan; 11-12, **Wisconsin**; 19-20, at Minnesota; 25-26, at Minnesota-Duluth ... DECEMBER: 2-3, **Colorado College**; 9-10, at Alaska Anchorage; 29-30, at GLI (vs Michigan+, 30th) ... JANUARY: 6-7, **North Dakota**; 13-14, at St. Cloud State; 20-21, **Minnesota-Duluth**; 27-28, at Denver ... FEBRUARY: 3-4, **Minnesota**; 10-11, **Alaska Anchorage**; 17, at Northern Michigan; 18, **NORTHERN MICHIGAN**; 25-26, at Colorado College ... MARCH: 4-5, at Wisconsin. (+non-conference)

MINNESOTA



Location: Minneapolis, MN 55455
Nickname: Golden Gophers
Colors: Maroon & Gold
Enrollment: 39,000
President: Dr. Nils Hasselmo
Athletic Director: Dr. McKinley Boston
Affiliation: NCAA-I
Conference: WCHA
Arena: Mariucci Arena
Capacity: 9,130
Rink Size: 200 x 100
Arena Phone: (612) 626-0844

Sports Information

SID: Marc Ryan
Hockey SID: Carlos McGee
Home Phone: (612) 645-7899
Office Phone: (612) 625-4090
FAX: (612) 625-0359

Coach & Team Information

Head Coach: Doug Woog,
 Minnesota 1967
Woog Phone: (612) 625-1060
Record at UM: 275-110-23 (9 yrs.)
Overall Record: 275-110-23 (9 yrs.)
Assistant Coaches: Bill Butters,
 Minnesota, 1974; Mike Guentzel,

1993-94 Record: 25-13-4

Conference Record: 18-10-4 (2nd)

Letterment Returning/Lost:

Goal: 2/1; Forward: 15/3; Defense: 6/2

Key Returnees

Brian Bonin Jr; 24-20-44
 Justin McHugh Sr; 15-20-35
 Danny Trebil Jr; 1-21-22
 Jeff Callinan Sr; 14-5-3; 3.22; .873

Key Losses

Chris McAlpine D; 12-18-30
 Tony Bianchi F; 8-27-35
 Joe Dziedzic F; 7-10-17
 Craig Johnson ..w./Team USA last year

GOPHER ROSTER

No	Name	Pos.	Ht.	Wt.	Yr.	Birth.	Hometown
2	Greg Zwakman	D	6-2	215	Sr	9-22-73	Edina, Minn.
3	Mike McAlpine	D	6-0	200	Jr	9-18-71	South St. Paul, Minn.
4	Brian LaFleur	D	5-11	190	So	3-11-75	Bloomington, Minn.
5	Dan Trebil	D	6-3	215	Jr	4-10-74	Bloomington, Minn.
6	Charlie Wasley	D	6-1	185	Jr	4-4-74	Edina, Minn.
7	Ryan Kraft	F	5-9	180	Fr	11-7-75	Moorhead, Minn.
8	Joe Pankratz	F	5-10	165	Fr	11-21-75	Bloomington, Minn.
9	Casey Hankinson	C	6-1	190	Fr	5-8-76	Edina, Minn.
10	Scott Bell	C	5-11	190	Sr	7-29-71	Inver Grove Hgts., Minn.
11	Bobby Dustin	C/W	5-9	180	Jr	8-6-73	Roseville, Minn.
12	Jason Seils	C	5-8	180	Fr	10-24-75	St. Paul, Minn.
13	Jay Moser	D	6-2	190	Jr	12-26-72	Cottage Grove, Minn.
15	Clint Johnson	W	6-2	210	Fr	4-7-76	Duluth, Minn.
16	Brandon Steege	W	5-11	180	Jr	6-22-72	Burnsville, Minn.
17	Dave Larson	W	6-0	205	Jr	7-10-72	South St. Paul, Minn.
18	Andy Brink	C/D	5-9	175	Jr	1-9-74	Bemidji, Minn.
19	Justin McHugh	W	5-10	187	Sr	3-19-73	Minnetonka, Minn.
20	Mike Crowley	D	5-11	175	Fr	7-4-75	Bloomington, Minn.
21	Brian Bonin	C	5-10	180	Jr	11-28-73	White Bear Lake, Minn.
22	Jesse Bertogliat	W	5-8	185	Jr	4-17-73	Cloquet, Minn.
23	Dan Woog	C	5-10	175	So	4-30-72	South St. Paul, Minn.
25	Brent Godbout	W	6-1	195	So	1-25-75	Woodbury, Minn.
27	Jed Fiebelkorn	W	6-4	210	Sr	9-1-72	Maple Grove, Minn.
28	Jason Godbout	D	5-11	190	Fr	8-5-76	Woodbury, Minn.
29	Dan Hendrickson	W	5-10	185	So	12-26-74	Richfield, Minn.
30	Jeff Moen	G	6-2	185	Jr	2-9-74	Roseville, Minn.
31	Jeff Callinan	G	5-10	170	Sr	1-6-73	Minnetonka, Minn.
32	Will Anderson	F	5-9	183	Fr	5-19-73	White Bear Lake, Minn.
33	Nick Checco	C	5-11	185	So	11-18-74	Bloomington, Minn.
35	Steve Debus	G	5-9	170	So	11-8-72	Rochester, Minn.

THE SERIES

Home: January, 27-28, 1995; **Away:** October 28-29, 1994

All-time series: 77-54-9, Minnesota

Games at Minneapolis: 18-46-5

Games at Madison: 31-29-4

The series began in 1965 ... the Badgers have not swept Minnesota since 1986 ... the leading scorer against the Gophers is Jamie Spencer (4-3-7) ... against the Badgers, UM's Brian Bonin (2-7-9) and Justin McHugh (6-3-9) pace their teammates ... in goal, Kirk Daubenspeck is 0-0-0 (53:38) with a 2.25 GAA and a .926 SV% (2 goals, 25 saves) ... for Minnesota Jeff Callinan — 3-0-1, 225:00, 1.87 GAA, .931 SV% (7 goals, 95 saves) — and Jeff Moen — (2-0-0, 124:37, 2.42 GAA, .924 SV% (5 goals, 61 saves) — have both seen action versus the UW ... Jeff Sauer holds a 37-70-6 lifetime mark playing the Gophers and a 20-40-4 record at Wisconsin

UM SCHEDULE (boldface indicates home games)

OCTOBER: 21-22, at Minnesota-Duluth; 28-29, Wisconsin ... NOVEMBER: 4, St. Cloud State; 5, at St. Cloud State; 11-12, at North Dakota; 19-20, Michigan Tech; 25+, vs Michigan (College Hockey Showcase); 26+, vs Michigan State (College Hockey Showcase ... DECEMBER: 10-11, Denver; 30-31+, Mariucci Classic; vs Yale (30th) ... JANUARY: 6-7, at Northern Michigan; 13-14, at Alaska Anchorage; 20-21, Colorado College; 27-28, at Wisconsin ... FEBRUARY: 3-4, at Michigan Tech; 10-11, Minnesota-Duluth; 17-18, at Denver; 24-25, North Dakota ... MARCH: 4, at St. Cloud State; 5, St. Cloud State.(+ non-conference)

MINNESOTA-DULUTH



Location: Duluth, MN 55812-2496
Nickname: Bulldogs
Colors: Maroon & Gold
Enrollment: 7,800
Chancellor: Dr. Lawrence A. Ianni
Athletic Director: Bruce McLeod
Affiliation: NCAA-I
Conference: WCHA
Arena: Duluth Entertainment & Convention Center
Capacity: 5,612
Rink Size: 190 x 85
Arena Phone: (218) 727-7939

Sports Information

SID: Bob Nygaard
Home Phone: (218) 724-6366
Office Phone: (218) 726-8191
FAX: (218) 726-6529

Coach & Team Information

Head Coach: Mike Sertich,
 Minnesota-Duluth, 1969
Sertich Phone: (218) 726-8579
Record at UMD: 253-211-29 (12 yrs.)
Overall Record: 253-211-29 (12 yrs.)
Assistant Coaches: Jim Knapp,
 Minnesota-Duluth, 1976;
 Glenn Kulyk, Minn.-Duluth, 1980
1993-94 Record: 14-21-3
Conference Record: 12-17-3 (7th)
Lettermen Returning/Lost:
 Goal: 3/0; Forward: 12/4; Defense: 6/1

Key Returnees

Brad Federenko So; RW; 13-23-36
 Rusty Fitzgerald Sr; C; 11-25-36
 Rod Aldoff Sr; D; 4-25-29
 Taras Lendzyk Jr; G; 13-17-2; 3.85; .884

Key Losses

Chris Marinucci LW; 30-31-61
 Brian Caruso Lw; 11-10-21
 Corey Osmak RW; 11-7-18

1994-95 BULLDOG ROSTER

No	Name	Pos.	Ht.	Wt.	Yr.	Birth.	Hometown
2	Jason Garatti	D	6-0	195	So	1-12-74	Thunder Bay, Ontario
3	Janni Hassi	D	5-11	180	Fr	7-5-73	Superior, Wis.
4	Rick Mrozik	D	6-3	185	So	1-2-75	Cloquet, Minn.
5	Rod Aldoff	D	5-10	190	Sr	1-30-71	Lethbridge, Alberta
6	David Buck	D	6-4	215	So	6-23-73	Hastings, Minn.
7	Rusty Fitzgerald	LW	6-1	200	Sr	10-4-72	Duluth, Minn.
8	Mike Peluso	C	6-1	200	Fr	9-2-74	Bismark, North Dakota
10	Sergei Petrov	LW	5-11	185	So	1-22-75	St. Petersburg, Russia
11	Joe Golcz	W	5-8	165	Fr	5-17-76	Duluth, Minn.
12	Aaron Novak	LW	5-11	195	So	6-10-75	Cloquet, Minn.
13	Joe Tamminen	LW	6-1	190	Sr	1-23-73	Virginia, Minn.
14	Woody Glines	C	5-8	170	Fr	5-21-76	Elk River, Minn.
15	Laird Lidster	D	5-11	180	Fr	4-8-74	Brandon, Manitoba
16	Brian Bolf	C	5-10	165	Fr	1-23-76	Hibbing, Minn.
17	Paul Carey	C	5-10	175	Fr	2-28-75	Winnipeg, Manitoba
18	Brett Larson	D	6-0	190	Sr	8-20-72	Duluth, Minn.
19	Joe Ciccarello	C	5-10	160	Jr	3-8-72	Calgary, Alberta
20	Marc Christian	RW	5-8	165	Jr	2-16-71	Bloomington, Minn.
21	Chris Sittlow	C	5-9	170	Sr	2-16-71	Cottage Grove, Minn.
22	Greg Hanson	D	6-3	215	Jr	9-4-71	Bloomington, Minn.
23	Jeff Romfo	C-RW	5-10	185	Jr	2-9-74	Blaine, Minn.
24	Adam Roy	RW	5-10	165	So	12-12-71	Grand Rapids, Minn.
25	Dan Jablonic	RW	6-1	195	So	9-5-73	Blaine, Minn.
26	Joe Rybar	W	5-10	175	Fr	3-10-74	Fernie, B.C.
27	Chris Snell	D	6-1	195	Fr	12-15-73	Grand Rapids, Minn.
28	Chet Culic	LW	6-1	185	So	3-6-74	Regina, Sask.
29	Brad Federenko	RW	6-0	190	So	4-13-72	Prince Albert, Sask.
30	Tony Gasparini	G	5-10	180	Fr	7-12-74	Grand Forks, N.D.
31	Niklas Axelsson	G	5-11	180	Sr	10-27-71	Warroad, Minn.
32	Ken Dzikowski	W	5-9	170	Fr	2-21-75	Portage, Manitoba
33	Jerome Butler	G	6-0	165	Sr	12-14-72	Salol, Minn.
34	Josh Arnold	W	5-9	170	Fr	7-16-75	Moorhead, Minn.
35	Taras Lendzyk	G	5-9	180	Jr	3-7-72	Wynyard, Sask.
36	Jason Watt	D	6-1	190	Sr	9-30-70	Duluth, Minn.
37	Tryg Sarsland	D	6-0	190	Fr	1-27-74	Elk River, Minn.

THE SERIES

Home: Nov. 4-5, 1994; **Away:** Oct. 15 (at Duluth) & Feb. 19 (at Bradley Center)
All-time series: 55-44-6, Wisconsin
Games in Madison: 35-15-1, UW
Games in Duluth: 28-20-5, UMD

The series began in 1967 ... the Badgers' leading scorers against UMD are defensemen Maco Balkovec (1-4-5) and Mark Strobel (2-3-5) ... Kirk Daubenspeck has not played in goal against UMD ... for the Bulldogs, wing Rusty Fitzgerald (4-6-10) is the top scorer vs Wisconsin ... goalie Taras Lendzyk has a 5-1-1 record against the UW with a 3.64 GAA (428:21) and an .892 save % (26 goals, 214 saves) ... Jeff Sauer owns a 51-49-3 lifetime mark against UMD with a 26-28-3 record at Wisconsin.

UMD SCHEDULE (boldface indicates home games)

OCTOBER: 14, vs Wisconsin (U.S. Hockey Hall of Fame Game (exhibition)); 15, Wisconsin; 21-22, **Minnesota**; 28-29, **Alaska-Anchorage** ... NOVEMBER: 4-5, at Wisconsin; 11-12, at Northern Michigan; 18-19, **North Dakota**; 25-26, **Michigan Tech** ... DECEMBER: 2-3, **Vermont**; 9-10, at St. Cloud State; 28-29, **Union** ... JANUARY: 6-7, vs Colorado College (at Air Force); 13-14, **Denver**; 20-21, at Michigan Tech; 27-28, at North Dakota ... FEBRUARY: 3-4, **St. Cloud State**; 10-11, at Minnesota; 18, vs Wisconsin (at Milwaukee); 24-25, at Alaska Anchorage ... MARCH: 3-4, **Northern Michigan** (+non-conference)

NORTH DAKOTA



Location: Grand Forks, ND 58202
Nickname: Fighting Sioux
Colors: Green & White
Enrollment: 12,029
President: Dr. Kendall Baker
Athletic Director: Dr. Terry Wanless
Affiliation: NCAA-I
Conference: WCHA
Arena: Ralph Engelstad Arena
Capacity: 6,067
Rink Size: 200 x 85
Arena Phone: (701) 777-3571 / 3572

Sports Information

SID: Justin Doherty
Home Phone: (701) 772-5503
Office Phone: (701) 777-2985
FAX: (701) 777-4352

Coach & Team Information

Head Coach: Dean Blais,
 Minnesota, 1977
Blais Phone: (701) 777-3103
Record at UND: first year
Overall Record: first year
Assistant Coaches: Jim Scanlan,
 Bemidji State, 1982; Scott Sandelin,
 North Dakota, 1987
1993-94 Record: 11-23-4
Conference Record: 11-17-4 (8th)
Lettermen Returning/Lost:
 Goal: 3/1; Forward: 10/6; Defense: 5/1

Key Returnees

Landon Wilson So; F; 18-15-33
 Nick Naumenko Jr; D; 4-22-26
 Toby Kvalevog .. So;G; 11-17-4; 3.97; .876
 Kevin Hoogsteen So; F; 8-12-20

Key Losses

Marty Schriener F; 11-22-33
 Kevin McKinnon F; 13-7-20
 Brad Bombardir D; 5-17-22
 Chris Gotziaman F; 8-4-12

1994-95 SIOUX ROSTER

No	Name	Pos.	Ht.	Wt.	Yr.	Birth.	Hometown
1	Kevin Powell	G	5-10	195	Jr	3-15-74	Columbia Hgts, Minn.
3	Mark Pivetz	D	6-5	205	So	12-9-73	Edmonton, Alberta
4	Dane Litke	D	5-10	175	So	8-11-72	Beausejour, Manitoba
6	Nick Naumenko	D	5-11	195	Jr	7-7-74	Chicago, Ill.
8	Kevin Hoogsteen	F	5-10	170	So	9-17-72	Thunder Bay, Ontario
9	Landon Wilson	F	6-2	210	So	3-13-75	Eden Prairie, Minn.
10	Sean Beswick	F	5-11	175	Sr	4-7-71	Sparwood, B.C.
11	Teeder Wynne	F	5-10	180	Jr	12-6-73	Calgary, Alberta
17	Brian Zierke	F	6-1	200	So	7-15-73	Brainerd, Minn.
18	Keith Murphy	F	5-11	200	Sr	6-20-71	Kerrobert, Sask.
19	Scott Kirton	F	6-3	215	Sr	10-4-71	Elmvale, Ontario
20	Darcy Mitani	F	5-10	175	Jr	10-14-73	Dryden, Ontario
21	Brett Hryniuk	F	6-2	220	Sr	8-8-72	Calgary, Alberta
23	Kevin Rappana	D	6-2	210	Jr	1-24-73	Duluth, Minn.
24	Corey Johnson	F	6-1	180	Jr	10-24-72	Thunder Bay, Ontario
26	Jarrod Olson	D	6-0	220	Sr	11-11-70	Minot, N.D.
31	Jeff Lembke	G	5-10	180	Sr	11-29-72	Pembina, N.D.
35	Toby Kvalevog	G	5-11	180	So	12-22-74	Bemidji, Minn.
	T.J. Brickey	D	6-0	195	So	12-30-71	Port Huron, Michigan
	Jamie Byfuglien	D	6-0	190	Fr	1-28-73	Roseau, Minn.
	Matt Henderson	F	6-1	190	Fr	3-1-74	White Bear Lake, Minn.
	Ryan Johnson	F	6-2	185	Fr	6-14-76	Thunder Bay, Ontario
	Curtis Murphy	D	5-8	185	Fr	12-3-75	Kerrobert, Saskatchewan
	Tim Slukynsky	F	6-0	200	Fr	2-22-73	Portage la Prairie, Manitoba
	Chad Sturrock	D	6-2	175	Fr	2-14-74	Stettler, Alberta
	Bill Trew	F	5-11	160	Jr	1-1-74	Winnipeg, Manitoba
	Mitch Vig	D	6-3	200	Fr	5-18-74	Bismarck, N.D.

THE SERIES

Home: Feb. 3-4, 1995
Away: Dec. 9-10, 1994
All-time series: 54-35-7, Wisconsin
Games in Madison: 28-15-3, UW
Games in Grand Forks: 24-18-4, UW

Series began in 1968 ... UND has not swept the Badgers since January of 1987 ... leading Badger scorer vs UND is wing Jamie Spencer (6-3-9) ... Kirk Daubenspeck has not played against UND ... the Sioux are led by Nick Naumenko (1-6-7) against the Badgers ... Toby Kvalevog is 2-4-0 vs Wisconsin with a 4.94 GAA (340:00) and an .854 save % (28 goals, 164 saves) ... Jeff Sauer is 49-47-4 lifetime against UND and 31-19-4 at Wisconsin.

UND SCHEDULE (boldface indicates home games)

OCTOBER: 21-22, **Northeastern+**; 29-30 at Colorado College (at Air Force) ...
 NOVEMBER: 4-5, at Denver; 11-12, **Minnesota**; 18-19, at Minnesota-Duluth; 25-26, **St. Cloud State** ... DECEMBER: 2-3, at Alaska Anchorage; 9-10, **Wisconsin**; 18-19, **Ferris State+** ... JANUARY: 6-7, at Michigan Tech; 13-14, **Northern Michigan**; 20-21, at St. Cloud State; 27-28, **Minnesota-Duluth** ... FEBRUARY: 3-4, at Wisconsin; 10-11, **Denver**; 17-18, **Colorado College**; 24-25, at Minnesota ...
 MARCH: 3-4, **Alaska Anchorage**. (+non-conference)

NORTHERN MICHIGAN



Location: Marquette, MI 49855
 Nickname: Wildcats
 Colors: Old Gold & Olive Green
 Enrollment: 8,728
 President: Dr. William E. Vandament
 Athletic Director: Rick Comley
 Affiliation: NCAA-I
 Conference: WCHA
 Arena: Lakeview Arena
 Capacity: 4,105
 Rink Size: 200 x 85
 Arena Phone: (906) 228-8510
 Arena Fax: (906) 228-8464

Sports Information

SID: Jim Pinar
 Hockey SID: Steve Easton
 Home Phone: (906) 228-7601
 Office Phone: (906) 227-1013
 FAX: (906) 227-2722

Coach & Team Information

Head Coach: Rick Comley,
 Lake Superior State, 1972
 Comley Phone: (906) 227-1211
 Record at NMU: 398-283-38 (18 yrs.)
 Overall Record: 457-329-41 (21 yrs.)
 Assistant Coaches: Morey Gare,
 Northern Michigan, 1988; Bill Rowe

1993-94 Record: 22-16-1
 Conference Record: 17-14-1 (5th)
 Lettermen Returning/Lost:
 Goal: 1/1; Forward: 9/3; Defense: 7/2

Key Returnees

Mike Harding Sr; RW; 24-25-49
 Kory Karlander Jr; LW; 20-20-40
 Dean Seymour So; C; 12-29-41
 Jason Hehr Sr; D; 11-26-37
 Greg Hadden Sr; C; 9-20-29

Key Losses

Steve Carpenter 11-19-30
 Garrett MacDonald 2-14-16
 Paul Taylor 13-9-1; 3.50; .876

1994-95 WILDCAT ROSTER

No	Name	Pos.	Ht.	Wt.	Yr.	Birth.	Hometown
1	Dieter Kochan	G	6-1	171	So	5-11-74	Madison, Wis.
2	Steve Hamilton	D	6-0	214	Jr	9-21-73	Edmonton, Alberta
3	Shayne Tomlinson	D	6-0	202	So	6-13-73	Holland Landing, Ontario
4	Trevor Janicki	D	6-1	202	So	7-25-73	Sudbury, Ontario
5	Paul Spina	D	5-11	203	Fr	7-27-75	Sault Ste. Marie, Ontario
6	Darcy Dallas	D	6-0	193	So	2-10-72	Carstairs, Alberta
7	Jason Hehr (tc)	D-C	5-11	197	Sr	2-8-71	Kelowna, B.C.
8	Kory Karlander	LW	6-1	196	Jr	3-21-72	Melita, Manitoba
9	Justin George	RW	5-9	182	Sr	12-4-69	North Vancouver, B.C.
10	Don McCusker	LW	6-1	188	Jr	2-5-74	Burnaby, B.C.
11	Greg Hadden (tc)	C	5-8	176	Sr	12-4-70	Coquitlam, B.C.
12	Brian Barker	C	6-1	183	So	2-10-74	Utica, Mich.
14	Brent Riplinger	RW	5-9	174	Sr	1-3-71	Williams Lake, B.C.
15	Jason Welch	C	5-10	189	Jr	8-2-73	Sault Ste. Marie, Mich.
16	Curtis Sheptak	LW	6-3	192	Fr	11-19-74	Leduc, Alberta
18	Bill MacGillivray	C	5-10	190	Sr	3-30-71	Surrey, B.C.
19	Rocky Welsing	D	6-2	213	Fr	2-8-76	Green Bay, Wis.
20	Scott Green	RW	6-0	183	Sr	8-26-70	Richmond, B.C.
21	Dean Seymour	C	6-0	182	So	12-8-71	Saskatoon, Sask.
22	Chad Dameworth	D	6-2	211	Sr	7-6-72	Marquette, Mich.
23	Mike Johnson	D	6-2	200	Fr	7-21-74	Marquette, Mich.
24	Mike Harding (tc)	RW	6-4	232	Sr	2-24-71	Edson, Alberta
25	Mike Hillock	D	5-11	190	So	5-10-73	Sault Ste. Marie, Mich.
26	Patrik Hansson	LW	6-1	180	Fr	8-29-73	Gavle, Sweden
27	Aaron Cain	RW	6-3	224	Fr	2-16-73	Regina, Sask.
28	John Bossio	LW	6-0	172	Fr	9-6-74	Sault Ste. Marie, Ontario
30	Keith Bartholomau	G	6-3	203	Fr	6-1-73	Brainerd, Minn.
33	Roger Lewis	C	5-6	162	So	4-30-71	Houghton, Mich.
35	Jason Mitchell	G	5-7	163	Fr	3-26-74	Esko, Minn.

tc — tri-captain

THE SERIES

Home: Nov. 18-19, 1994; Away: Jan. 20-21, 1995

All-time series: 29-20-2, Wisconsin

Games in Madison: 21-7-0, UW

Games in Marquette: 11-5-2, NMU

The series began in 1981 ... the leading UW scorer vs the Wildcats is defenseman Maco Balkovec (3-6-9) ... Kirk Daubenspeck in his only action against NMU, won 5-4 ... he has a 4.00 GAA and an .878 save percentage (4 goals, 29 saves) ... for the Wildcats, winger Brent Riplinger (6-5-11) paces his teammates against Wisconsin ... Madison native Dieter Kochan owns a 1-1-0 mark vs the Badgers with a 2.52 GAA and a .917 save % ... Jeff Sauer is 26-19-2 lifetime against NMU.

NMU SCHEDULE (boldface indicates home games)

OCTOBER: 21, at Lake Superior State+; 22, at Ferris State+; 28-29, at St. Cloud State ...
 NOVEMBER: 4, at Michigan Tech; 5, **Michigan Tech**; 11-12, **Minnesota-Duluth**; 18-19, at Wisconsin; 25-26, **Alaska Anchorage** ... DECEMBER: 2-3, at Denver; 9-10, **Colorado College**; 29-30, **Ferris State+** ... JANUARY: 2, **Laurentian+**; 6-7, **Minnesota**; 13-14, at North Dakota; 20-21, **Wisconsin**; 27-28, at Alaska Anchorage ... FEBRUARY: 3-4, **Denver**; 11-12, vs Colorado College (at Air Force); 17, **Michigan Tech**; 18, at Michigan Tech; 24-25, **St. Cloud State** ... MARCH: 3-4, at Minnesota-Duluth (+non-conference)

ST. CLOUD STATE



Location: St. Cloud, MN 56301-4498
Nickname: Huskies
Colors: Cardinal & Black
Enrollment: 15,500
President: Dr. Robert O. Bess
Athletic Director: Dr. Morris Kurtz
Affiliation: NCAA-I
Conference: WCHA
Arena: National Hockey Center
Capacity: 6,000
Rink Size: 200 x 100
Arena Phone: (612) 654-5227
Arena Fax: (612) 654-5228

Sports Information

SID: Anne Abicht
Home Phone: (612) 253-4330
Office Phone: (612) 255-2141
FAX: (612) 255-2099

Coach & Team Information

Head Coach: Craig Dahl,
 Pacific Lutheran, 1976
Dahl Phone: (612) 255-4806
Record at SCSU: 115-131-18 (7 yrs.)
Overall Record: 191-218-20 (13 yrs.)
Assistant Coach: Mike Hastings,
 St. Cloud State, 1993; Tom
 Serratore, Bemidji St., 1987
1993-94 Record: 21-13-4
Conference Record: 16-12-4 (4th)
Lettermen Returning/Lost:
 Goal: 1/1; Forward: 12/1; Defense: 7/0

Key Returnees

Kelly Hultgren Sr; D; 14-23-37
 Marc Gagnon Sr; F; 22-13-35
 Bill Lund Sr; F; 11-24-35
 Brett Lievers Sr; F; 16-16-32

Key Losses

Tony Gruba F; 10-17-27
 Grant Sjerven G; 16-10-3; 3.12; .887

1994-95 HUSKY ROSTER

No	Name	Pos.	Ht.	Wt.	Yr.	Birth.	Hometown
2	Gino Santerre	D	5-10	190	Sr	7-22-70	Ste-Foy, Quebec
3	P.J. Lepler	D	6-3	195	Jr	11-26-72	Princeton, Minn.
4	Bill Lund	C	5-9	180	Sr	12-16-71	Roseau, Minn.
5	Rob Klasnick	W	5-8	165	Fr	5-12-74	Pittsburgh, Penn.
6	Kelly Hultgren	D	6-1	190	Sr	4-11-71	Bloomington, Minn.
7	Andy Vicari	D	5-9	175	Fr	11-3-74	St. Cloud, Minn.
8	Chris Dopp	D	5-11	200	Fr	3-23-73	Brooklyn Park, Minn.
9	Adam Rodak	W	6-0	160	So	8-14-74	Thunder Bay, Ontario
10	Eric Johnson	W	6-1	200	Sr	12-31-72	Plymouth, Minn.
11	Mike O'Connell	D	6-0	185	So	3-6-74	Apple Valley, Minn.
12	Kelly Rieder	W	6-0	180	Jr	6-8-74	St. Cloud, Minn.
14	Jeff Schmidt	C	5-11	175	Sr	10-18-71	Rochester, Minn.
15	Marc Gagnon	W	5-11	185	Sr	6-2-71	Wetaskiwin, Alberta
16	Jay Geisbauer	W	5-10	170	Jr	10-6-73	St. Paul, Minn.
17	Dan Reimann	D	6-2	205	Jr	12-17-72	Anoka, Minn.
18	Brett Lievers	C	6-1	180	Sr	6-18-72	Wayzata, Minn.
19	Dave Holum	C	5-10	180	Sr	7-10-72	Grand Rapids, Minn.
21	Chris Markstrom	W	6-0	175	Sr	2-12-72	Bloomington, Minn.
22	Taj Melson	D	5-10	160	Jr	4-10-74	Plymouth, Minn.
23	Jason Stewart	W	6-0	190	Fr	4-30-76	Inver Grove Hgts., Minn.
25	Jon Tykeson	W	6-1	200	So	8-3-72	Spring Lake Park, Minn.
26	Dave Paradise	W	6-0	180	So	11-24-73	Shoreview, Minn.
28	Randy Best	D	6-2	195	Jr	3-5-74	St. Paul, Minn.
30	Neil Cooper	G	5-10	175	Jr	7-12-73	Fort Frances, Ontario
31	Brian Leitza	G	6-2	185	Fr	3-16-74	Lake Villa, Ill.
44	Sandy Gasseau	W	6-2	200	Sr	9-15-70	Ste-Foy, Quebec
55	Mark Kotary	C	6-0	165	So	12-3-73	New Hartford, N.Y.

THE SERIES

Home: Dec. 2-3, 1994
Away: Feb. 11-12, 1995
All-time series: 15-5-1, Wisconsin
Games in Madison: 10-3-0, UW
Games in St. Cloud: 5-1-1, UW

The series began in 1988 ... the UW's top scorer vs the Huskies is Jamie Spencer (2-6-8) ... Kirk Daubenspeck lost 6-1 in his only contest in goal against SCSU ... he owns a 6.00 GAA and an .806 save % (6 goals, 25 saves) ... for St. Cloud, Jeff Schmidt (4-7-11) leads his teammates against UW teams ... current Husky goaltenders have not seen action vs Wisconsin ... last year the Badgers took the season series, 3-2-0 ... Jeff Sauer is 15-5-0 against St. Cloud ... St. Cloud has yet to sweep Wisconsin.

SCSU SCHEDULE (boldface indicates home games)

OCTOBER: 21-22, at Alaska Anchorage; 28-29, **Northern Michigan** ...
 NOVEMBER: 4, at Minnesota; 5, **Minnesota**; 11-12, **Illinois-Chicago**; 18-19, **Colorado College**; 25-26, at North Dakota... DECEMBER: 2-3, at Wisconsin; 9-10, **Minnesota-Duluth**; 16-17, at Maine+ ... JANUARY: 6-7, at Denver; 13-14, **Michigan Tech**; 20-21, **North Dakota**; 27-28, at Colorado College (at Air Force) ... FEBRUARY: 3-4, at Minnesota-Duluth; 11-12, **Wisconsin**; 17-18, **Alaska Anchorage**; 24-25, at Northern Michigan ...
 MARCH: 4, **Minnesota**; 5, at Minnesota. (+non-conference)

NON CONFERENCE

Michigan State Spartans

Location East Lansing, MI 48824
 Colors Green & White
 Enrollment 39,743
 President Peter McPherson
 Athletic Director Merrily Dean Baker
 Affiliation NCAA-I
 Conference CCHA
 Arena Munn Ice Arena
 Capacity 6,170
 Arena Phone (517) 353-6359
 Hockey SID tba
 Home Phone (517) tba
 Office Phone (517) 355-2271
 FAX (517) 353-9636
 Head Coach
 Ron Mason, St. Lawrence, 1964
 Mason Phone (517) 355-1639
 Record at MSU 410-195-36 (15 yrs.)
 Overall Record 699-305-50 (28 yrs.)
 Assistant Coaches
 Tom Newton, Bowling Green, 1980
 David McAuliffe, Michigan State, 1990
 1993-94 Record 23-13-5
 Conference Record/Finish 17-8-5 (3rd)

Lettermen Returning/Lost

Goal: 1/1, Forward: 10/3, Defense: 5/3

Michigan Wolverines

Location Ann Arbor, MI 48109
 Colors Maize & Blue
 Enrollment 36,845
 President James J. Duderstadt
 Athletic Director Joe Roberson
 Affiliation NCAA-I
 Conference CCHA
 Arena Yost Ice Arena
 Capacity 7,235
 Arena Phone (313) 747-1284
 Hockey SID Marc Gregory
 Home Phone (313) 434-8191
 Office Phone (313) 747-3810
 FAX (313) 747-1188
 Head Coach
 Gordon "Red" Berenson, Michigan, 1962
 Berenson Phone (313) 747-1201
 Record at UM 236-156-22 (10 yrs.)
 Overall Record 236-156-22 (10 yrs.)
 Assistant Coaches
 Mel Pearson, Michigan Tech, 1981;
 Billy Powers, Michigan, 1988
 1993-94 Record 33-7-1
 Conference Record/Finish 24-5-1 (1st)

Lettermen Returning/Lost

Goal: 1/2; Forward: 10/5; Defense: 8/0

College Hockey Showcase St. Paul Civic Center

Friday, Nov. 25, 1994

Wisconsin vs Michigan State, 5:00
 Minnesota vs Michigan, 8:00

Saturday, Nov. 26, 1994

Wisconsin vs Michigan, 5:00
 Minnesota vs Michigan State, 8:00

Bank One Badger Hockey Showdown Bradley Center, Milwaukee

Wednesday, Dec. 28, 1994

Lake Superior St. vs Northeastern, 5:00
 Wisconsin vs Bowling Green St., 8:00

Thursday, Dec. 29, 1994

Third-Place Game — 5:00 p.m.
 Championship Game — 8:00 p.m.

Bowling Green State Falcons

Location Bowling Green, OH 43403
 Colors Burnt Orange & Seal Brown
 Enrollment 17,000
 President Dr. Paul J. Olscamp
 Athletic Director Dr. Ron Zwierlein
 Affiliation NCAA-I
 Conference CCHA
 Arena BGSU Ice Arena
 Capacity 5,000
 Arena Phone (419) 372-2069
 Hockey SID Mark Kunstmann
 Home Phone (419) 353-2123
 Office Phone (419) 372-7076
 FAX (419) 372-6015
 Head Coach
 Buddy Powers, Boston University, 1975
 Powers' Phone (419) 372-2964
 Record at BGSU first year
 Overall Record 120-71-15 (6 yrs.)
 Assistant Coaches
 Wayne Wilson, Bowling Green, 1984;
 Brian Hills, Bowling Green, 1983
 1993-94 Record 19-17-2
 Conference Record/Finish .. 15-13-2 (6th)

Lettermen Returning/Lost

Goal: 2/0; Forward: 11/2; Defense: 5/2

Lake Superior State Lakers

Location Sault Ste. Marie, MI 49783
 Colors Royal Blue & Gold
 Enrollment 3,400
 President Dr. Robert Arbuckle
 Athletic Director Jeff Jackson
 Affiliation NCAA-I
 Conference CCHA
 Arena James Norris Ice Arena
 Capacity 3,473
 Arena Phone (313) 747-1284
 Hockey SID Scott Monaghan
 Home Phone (906) 635-9427
 Office Phone (906) 635-2601
 FAX (906) 635-2753
 Head Coach
 Jeff Jackson, Michigan State, 1978
 Jackson Phone (906) 635-2627
 Record at LSSU 129-32-17 (4 yrs.)
 Overall Record 129-32-17 (4 yrs.)
 Associate Head Coach
 Ron Rolston, Michigan Tech, 1989
 Assistant Coaches
 Jim Roque, Lake Superior State, 1987;
 Bruce Hoffort, Lake Superior State, 1989
 1993-94 Record 31-10-4
 Conference Record/Finish ... 18-8-4 (2nd)

Lettermen Returning/Lost

Goal: 2/1; Forward: 11/3; Defense: 5/3

Northeastern Huskies

Location Boston, Mass. 02115
 Colors Red & Black
 Enrollment 11,500
 President Dr. John Curry
 Athletic Director Barry Gallup
 Affiliation NCAA-I
 Conference Hockey East
 Arena Matthews Arena
 Capacity 6,000
 Arena Phone (617) 373-5581
 Hockey SID Bill Doherty
 Home Phone (617) 643-4492
 Office Phone (617) 373-3643
 FAX (617) 373-3152
 Head Coach
 Ben Smith, Harvard, 1968
 Smith Phone (617) 373-3376
 Record at NU 44-57-8 (3 yrs.)
 Overall Record 45-81-11 (4 yrs.)
 Assistant Coaches
 Jim Craig, Boston University, 1979
 David Quinn, Boston University, 1988
 1993-94 Record 19-13-7
 Conference Record/Finish 9-9-6

Lettermen Returning/Lost

Goal: 3/0; Forward: 12/2; Defense: 8/0

'94-95 OPPONENTS

Alaska Anchorage

(5-0-1, .917)

Date	Site	Score
N 19-90	Madison	W .2 - 1
N 20-90	Madison	T .2 - 2 ot
D 10-93	Anchorage	W .5 - 4
D 11-93	Anchorage	W .4 - 1
M 5-94	Madison	W .5 - 1
M 6-94	Madison	W .4 - 3 ot
6 games		22 - 12

At Madison 3-0-1 (.875)
At Anchorage 2-0-0 (1.000)

Colorado College

(87-28-3, .750)

Date	Site	Score
J 8-65	Madison	L .4 - 8
J 9-65	Madison	L .3 - 7
J 28-66	C. Springs	L .2 - 3
J 29-66	C. Springs	L 4 - 10
J 27-67	Madison	L .2 - 5
J 28-67	Madison	L .4 - 7
F 2-68	C. Springs	W .4 - 3
F 3-68	C. Springs	W .6 - 2
J 3-69	Madison	L .3 - 5
J 4-69	Madison	L .2 - 3 ot
F 20-70	C. Springs	W .5 - 3
F 21-70	C. Springs	W .4 - 3
J 8-71	Madison	W .7 - 1
J 9-71	Madison	W .8 - 2
D 10-71	C. Springs	W .7 - 2
D 11-71	C. Springs	W .5 - 3
J 14-72	Madison	W .6 - 5
J 15-72	Madison	W .7 - 6
N 3-72	C. Springs	L 6 - 10
N 4-72	C. Springs	W .5 - 0
N 17-72	Madison	W .6 - 3
N 18-72	Madison	W .5 - 3
D 28-72	St. Louis (SLIT)=	W .6 - 2
N 9-73	Madison	W .4 - 3
N 10-73	Madison	W .8 - 3
F 1-74	C. Springs	T .4 - 4 ot
F 2-74	C. Springs	W .8 - 3
D 6-74	C. Springs	W .7 - 4
D 7-74	C. Springs	L .2 - 5
J 24-75	Madison	W .5 - 3
J 25-75	Madison	L .4 - 6
N 21-75	Madison	L .5 - 6
N 22-75	Madison	W .6 - 3
F 6-76	C. Springs	W .4 - 3 ot
F 7-76	C. Springs	T .2 - 2 ot
N 12-76	Madison	W .6 - 5
N 13-76	Madison	W .5 - 4
J 21-77	C. Springs	W .6 - 3
J 22-77	C. Springs	W .4 - 1
M 9-77	Madison (WCHA)	W .3 - 1
M 10-77	Madison (WCHA)	W .3 - 1
N 4-77	Madison	W .8 - 6
N 5-77	Madison	L .4 - 5
F 2-78	C. Springs	W .5 - 4 ot
F 3-78	C. Springs	W .4 - 3
N 3-78	Madison	W .4 - 2
N 4-78	Madison	L .2 - 5
F 23-79	C. Springs	W .4 - 1
F 24-79	C. Springs	W .8 - 6
D 7-79	Madison	L .4 - 5 ot

D 8-79	Madison	W .5 - 4
F 22-80	C. Springs	W .6 - 2
F 23-80	C. Springs	L .6 - 7 ot
O 31-80	Madison	W .6 - 4
N 1-80	Madison	W .7 - 5
F 13-81	C. Springs	W .4 - 3 ot
F 14-81	C. Springs	L .2 - 4
M 7-81	Madison (WCHA)	W .8 - 2
M 8-81	Madison (WCHA)	L 4 - 11
N 18-81	Madison	W .6 - 3
N 20-81	Madison	W .6 - 3
N 21-81	Madison	W .7 - 2
J 20-82	C. Springs	W .6 - 1
J 22-82	C. Springs	W .7 - 6
J 23-82	C. Springs	W .9 - 6
N 3-82	Madison	W .7 - 4
N 5-82	Madison	W .9 - 1
N 6-82	Madison	W .5 - 1
J 19-83	C. Springs	W .4 - 1
J 21-83	C. Springs	W .8 - 3
J 22-83	C. Springs	L .1 - 3
F 25-83	Madison (WCHA)	W .3 - 2
F 26-83	Madison (WCHA)	W .5 - 2
N 18-83	C. Springs	W .2 - 1
N 19-83	C. Springs	W .3 - 2
D 22-83	Madison	L .5 - 6 ot
D 23-83	Madison	L .3 - 4
F 1-85	Madison	W .7 - 2
F 2-85	Madison	W .4 - 2
M 2-85	Madison (WCHA)	W .2 - 1
M 3-85	Madison (WCHA)	W .7 - 3
J 24-86	C. Springs	W .7 - 5
J 25-86	C. Springs	W .2 - 1
N 7-86	Madison	W .3 - 2 ot
N 8-86	Madison	W .3 - 2 ot
J 23-87	C. Springs	W .4 - 3
J 24-87	C. Springs	L .3 - 5
N 20-87	Madison	W 10 - 4
N 21-87	Madison	L .1 - 2
J 22-88	C. Springs	W .7 - 2
J 23-88	C. Springs	W .5 - 3
N 18-88	Madison	T .3 - 3 ot
N 19-88	Madison	L .1 - 4
D 29-88	C. Springs	W .6 - 2
D 30-88	C. Springs	W .4 - 2
D 8-89	C. Springs	W .5 - 0
D 9-89	C. Springs	L .5 - 6
F 9-90	Madison	W .7 - 3
F 10-90	Madison	W .9 - 5
N 16-90	C. Springs	W .5 - 3
N 17-90	C. Springs	W .3 - 2
F 8-91	Madison	W .5 - 2
F 9-91	Madison	W .4 - 2
D 6-91	Madison	W .7 - 4
D 7-91	Madison	W .6 - 3
F 21-92	C. Springs	L .2 - 6
F 22-92	C. Springs	L .1 - 2
M 21-92	Madison (WCHA)=	W .5 - 3
N 20-92	Madison	W .1 - 0
N 21-92	Madison	W .3 - 1
F 19-93	C. Springs	W .4 - 1
F 20-93	C. Springs	W .6 - 5 ot
M 12-93	Madison (WCHA)	W .6 - 3
M 13-93	Madison (WCHA)	W 10 - 3
N 19-93	Madison	W .6 - 3
N 20-93	Madison	W .4 - 2
F 11-94	C. Springs	L .3 - 8
F 12-94	C. Springs	W .5 - 2
118 games		575 - 403

At Madison 47-16-2 (.738)
At C. Springs 38-12-1 (.755)
= Neutral 2-0-0 (1.000)

Denver

(50-25-5, .656)

Date	Site	Score
J 31-68	Denver	L .1 - 7
D 12-69	Madison	L .3 - 5
D 13-69	Madison	L .1 - 4
M 14-70	Madison (WCHA)	W .3 - 2
N 27-70	Denver	W .6 - 3
N 28-70	Denver	L 4 - 10
M 3-72	Madison	L .2 - 4
M 4-72	Madison	L .2 - 6
M 18-72	Boston (NCAA)=	W .5 - 2
J 5-73	Denver	W .3 - 2
J 6-73	Denver	L .1 - 2
M 17-73	Boston (NCAA)=	W .4 - 2
D 7-73	Madison	T .3 - 3 ot
D 8-73	Madison	L .4 - 5 ot
N 29-74	Denver	W .7 - 3
N 30-74	Denver	W .6 - 5 ot
F 7-75	Madison	W .9 - 2
F 8-75	Madison	W .5 - 3
J 2-76	Denver	W .6 - 3
J 3-76	Denver	W .7 - 5
F 25-77	Denver	L .3 - 6
F 26-77	Denver	W .5 - 2
F 10-78	Madison	L .1 - 5
F 11-78	Madison	L .2 - 3
F 2-79	Madison	W .5 - 4 ot
F 3-79	Madison	W 10 - 4
J 11-80	Madison	W .7 - 2
J 12-80	Madison	W .6 - 4
O 24-80	Denver	W .5 - 3
O 25-80	Denver	L .3 - 5
J 15-82	Denver	W .3 - 2
J 16-82	Denver	W .2 - 1 ot
F 5-82	Madison	L .2 - 4
F 6-82	Madison	W .4 - 0
J 14-83	Denver	W .8 - 0
J 15-83	Denver	W .8 - 4
F 11-83	Madison	W .4 - 1
F 12-83	Madison	W .5 - 3
N 4-83	Denver	W .6 - 4
N 5-83	Denver	W .7 - 4
J 20-84	Denver	L .5 - 6
J 21-84	Denver	W 10 - 4
F 10-84	Madison	W .4 - 3 ot
F 11-84	Madison	W .6 - 4
F 25-84	Madison (WCHA)	W .5 - 3
F 26-84	Madison (WCHA)	W .8 - 5
J 18-85	Denver	W .8 - 7 ot
J 19-85	Denver	L 3 - 10
O 18-85	Madison	L .2 - 4
O 19-85	Madison	W .6 - 2
N 21-86	Denver	T .2 - 2 ot
N 22-86	Denver	L .6 - 8
D 20-86	Madison	L .2 - 5
D 21-86	Madison	L 3 - 10
O 16-87	Denver	L .3 - 8
O 17-87	Denver	L .5 - 6
N 6-87	Madison	W .3 - 2
N 7-87	Madison	W .7 - 2
O 28-88	Denver	W .7 - 4
O 29-88	Denver	T .4 - 4 ot
F 3-89	Madison	W .4 - 3 ot
F 4-89	Madison	T .2 - 2 ot
O 27-89	Denver	W .6 - 5
O 28-89	Denver	W .4 - 2
J 26-90	Madison	W .3 - 2
J 27-90	Madison	W .7 - 1
D 13-90	Madison	W .4 - 2
D 14-90	Madison	W .5 - 2
J 18-91	Denver	L .3 - 6

J 19-91	Denver	W .4 - 3
N 29-91	Madison	T .3 - 3 ot
N 30-91	Madison	W .6 - 3
J 10-92	Denver	W .3 - 2
J 11-92	Denver	L .2 - 3 ot
D 11-92	Denver	W .5 - 2
D 12-92	Denver	L .4 - 5
J 22-93	Madison	L .4 - 5 ot
J 23-93	Madison	W .4 - 2
O 22-93	Denver	W .3 - 2
O 23-93	Denver	W .6 - 3
80 games		359 - 298

At Madison 23-12-3 (.645)
At Denver 25-13-2 (.650)
= Neutral 2-0-0 (1.000)

Michigan Tech

(51-29-2, .634)

Date	Site	Score
D 8-67	Madison	L .5 - 6
D 9-67	Madison	W .4 - 3
N 22-68	Houghton	T .7 - 7 ot
N 23-68	Houghton	W .4 - 3
D 21-68	Detroit (GLIT)=	L .1 - 4
J 9-70	Madison	W .3 - 2 ot
J 10-70	Madison	L .2 - 3 ot
M 21-70	Lk. Placid (NCAA)=	W .6 - 5
N 13-70	Houghton	L .2 - 6
N 14-70	Houghton	L .2 - 5
D 17-71	Madison	W .6 - 3
D 18-71	Madison	W .6 - 1
M 7-72	Madison (WCHA)	L .3 - 5
M 8-72	Madison (WCHA)	W .6 - 1
F 2-73	Houghton	L .1 - 7
F 3-73	Houghton	L .3 - 5
J 11-74	Madison	L .1 - 4
J 12-74	Madison	L .4 - 6
F 21-75	Madison	W .4 - 0
F 22-75	Madison	L .2 - 4
J 23-76	Madison	W .5 - 1
J 24-76	Madison	L .4 - 5
F 27-76	Houghton	L .3 - 9
F 28-76	Houghton	L .6 - 9
F 11-77	Madison	W .8 - 4
F 12-77	Madison	W .4 - 3
O 28-77	Houghton	L .5 - 6 ot
O 29-77	Houghton	W 10 - 4
J 27-78	Madison	W 10 - 2
J 28-78	Madison	L .4 - 5
M 14-78	Madison (WCHA)	W .4 - 3
M 15-78	Madison (WCHA)	W .7 - 4
J 12-79	Houghton	L .5 - 8
J 13-79	Houghton	W .5 - 2
O 26-79	Houghton	W .6 - 5
O 27-79	Houghton	L .4 - 6
D 28-79	Detroit (GLIT)=	L .0 - 1
J 30-81	Madison	L .3 - 5
J 31-81	Madison	W .6 - 2
D 13-84	Madison	W .6 - 3
D 14-84	Madison	L .4 - 5
F 22-85	Houghton	W .4 - 3
F 23-85	Houghton	W .7 - 3
F 21-86	Houghton	W .7 - 5
F 22-86	Houghton	L .3 - 4 ot
O 17-86	Houghton	L .3 - 6
O 18-86	Houghton	W .5 - 2
F 10-87	Madison	W .4 - 3
F 11-87	Madison	W .3 - 2

'94-95 OPPONENTS

O 23-87	Madison	W .4 - 0
O 24-87	Madison	W .9 - 2
D 4-87	Houghton	W .4 - 1
D 5-87	Houghton	W .4 - 2
N 4-88	Madison	W .4 - 1
N 5-88	Madison	W .7 - 3
D 9-88	Houghton	L .3 - 4
D 10-88	Houghton	L .5 - 6
F 24-89	Madison (WCHA)	W .5 - 2
F 25-89	Madison (WCHA)	W .5 - 3
O 20-89	Madison	W .6 - 5
O 21-89	Madison	W .8 - 2
F 2-90	Houghton	W .5 - 4
F 3-90	Houghton	W .7 - 2
M 3-90	Madison (WCHA)	W .5 - 2
M 4-90	Madison (WCHA)	W .4 - 3 ot
O 12-90	Madison	W .6 - 1
O 13-90	Madison	W .4 - 0
J 11-91	Houghton	W .3 - 1
J 12-91	Houghton	W .3 - 2
O 18-91	Houghton	W .5 - 2
O 19-91	Houghton	L .1 - 5
N 8-91	Madison	W .3 - 2 ot
N 9-91	Madison	W .4 - 3 ot
N 6-92	Houghton	W .6 - 5 ot
N 7-92	Houghton	L .1 - 8
M 6-93	Madison	L .4 - 5
M 7-93	Madison	T .3 - 3 ot
N 12-93	Houghton	L .0 - 4
N 13-93	Houghton	W .5 - 3
F 4-94	Madison	W .5 - 0
F 5-94	Madison	W .5 - 2
M 19-94	Milwaukee (WCHA)=	W .8 - 3
82 games		368 - 289

At Madison 32-11-1 (.739)
At Houghton 17-16-1 (.515)
= Neutral 2-2-0 (.500)

Minnesota (54-77-9, .418)

Date	Site	Score
J 1-65	Madison	L .2 - 7
J 2-65	Madison	L .1 - 6
D 18-65	Minneapolis	L .1 - 5
F 22-66	Madison	W .5 - 4 ot
D 17-66	Madison	L .1 - 7
J 9-68	Madison	L .2 - 5
F 9-68	Minneapolis	L .2 - 3 ot
F 10-68	Minneapolis	L .3 - 5
D 4-68	Minneapolis	L .1 - 5
D 28-68	Madison (Big Ten)T	.3 - 3 ot
J 8-69	Madison	W .7 - 3
D 21-69	Ann Arbor (Big Ten)=	W .4 - 3 ot
F 6-70	Madison	W 10 - 1
F 7-70	Madison	L .3 - 5
F 27-70	Minneapolis	L .1 - 4
F 28-70	Minneapolis	W .2 - 0
F 5-71	Minneapolis	L .5 - 6 ot
F 6-71	Minneapolis	W .6 - 3
F 19-71	Madison	W .4 - 1
F 20-71	Madison	W .3 - 2 ot
M 11-71	Madison (WCHA)	L .3 - 4
J 7-72	Madison	W .9 - 1
J 8-72	Madison	L .0 - 3
F 4-72	Minneapolis	L .2 - 4
F 5-72	Minneapolis	L .5 - 7
D 22-72	Minneapolis	T .4 - 4 ot
D 23-72	Minneapolis	L .2 - 4
D 30-72	St. Louis (SLIT)=	W .5 - 1

M 2-73	Madison	L .3 - 4
M 3-73	Madison	W .3 - 0
M 5-73	Madison (WCHA)	W .8 - 6
M 6-73	Madison (WCHA)	W .6 - 4
N 2-73	Minneapolis	W .3 - 2
N 3-73	Minneapolis	W .8 - 2
F 8-74	Madison	T .3 - 3 ot
F 9-74	Madison	T .4 - 4 ot
D 27-74	Madison	W .2 - 1
D 28-74	Madison	L .1 - 4
J 3-75	Minneapolis	L .2 - 4
J 4-75	Minneapolis	L .1 - 3
N 28-75	Minneapolis	W .4 - 2
N 29-75	Minneapolis	L .1 - 6
F 13-76	Madison	L .4 - 5 ot
F 14-76	Madison	W .9 - 3
D 3-76	Minneapolis	W .4 - 3 ot
D 4-76	Minneapolis	W .7 - 2
F 7-77	Madison	W .7 - 1
F 8-77	Madison	L .4 - 5
M 12-77	Madison (WCHA)	W .9 - 5
M 13-77	Madison (WCHA)	W .8 - 3
N 25-77	Madison	W .4 - 1
N 26-77	Madison	W .5 - 3
F 17-78	Minneapolis	L .2 - 3 ot
F 18-78	Minneapolis	W .3 - 1
O 27-78	Minneapolis	L .4 - 8
O 28-78	Minneapolis	W .6 - 5
J 19-79	Madison	L .2 - 3
J 20-79	Madison	W .4 - 3
N 23-79	Minneapolis	L .5 - 6
N 24-79	Minneapolis	L .2 - 7
F 8-80	Madison	L .4 - 6
F 9-80	Madison	L .6 - 7
N 28-80	Madison	L .4 - 5 ot
N 29-80	Madison	W .8 - 3
J 16-81	Minneapolis	L .3 - 6
J 17-81	Minneapolis	L .4 - 8
M 28-81	Duluth (NCAA)=	W .6 - 3
N 6-81	Madison	W .4 - 1
N 7-81	Madison	T .6 - 6 ot
D 4-81	Minneapolis	W .6 - 3
D 5-81	Minneapolis	L .4 - 6
F 12-82	Madison	L .1 - 2 ot
F 13-82	Madison	W .5 - 0
M 9-82	Madison (WCHA)	L .3 - 4
M 10-82	Madison (WCHA)	W .6 - 2
O 29-82	Minneapolis	T .4 - 4 ot
O 30-82	Minneapolis	L .8 - 9
N 12-82	Madison	W .4 - 3
N 13-82	Madison	L .1 - 5
F 18-83	Minneapolis	W .7 - 3
F 19-83	Minneapolis	L .1 - 5
M 12-83	Minneapolis (WCHA)	W .5 - 1
M 13-83	Minneapolis (WCHA)	W .3 - 2
O 28-83	Minneapolis	L .3 - 5
O 29-83	Minneapolis	L .6 - 7
N 11-83	Madison	W .3 - 1
N 12-83	Madison	W .9 - 0
J 27-84	Madison	W .5 - 4
J 28-84	Madison	L .1 - 4
J 11-85	Minneapolis	L .5 - 6
J 12-85	Minneapolis	W .5 - 4 ot
M 9-85	Minneapolis (WCHA)	L .0 - 6
M 10-85	Minneapolis (WCHA)	L .7 - 8
D 6-85	Minneapolis	L .4 - 5 ot
D 7-85	Minneapolis	L .2 - 6
J 31-86	Madison	W .7 - 4
F 1-86	Madison	W .6 - 4
M 8-86	Minneapolis (WCHA)	L .1 - 4
M 9-86	Minneapolis (WCHA)	L .3 - 7
O 24-86	Madison	L .2 - 3 ot
O 25-86	Madison	W .5 - 2
F 20-87	Minneapolis	L .2 - 5

F 21-87	Minneapolis	L .2 - 5
M 6-87	Minneapolis (WCHA)	W .2 - 1
M 7-87	Minneapolis (WCHA)	L .4 - 8
O 30-87	Minneapolis	L .3 - 5
O 31-87	Minneapolis	L .4 - 5 ot
F 5-88	Madison	L .0 - 1
F 6-88	Madison	W .2 - 1
M 7-88	St. Paul (WCHA)=	W .3 - 2
O 14-88	Madison	L .2 - 3 ot
O 15-88	Madison	L .2 - 4
F 17-89	Minneapolis	L .1 - 4
F 18-89	Minneapolis	L .2 - 5
M 6-89	St. Paul (WCHA)=	W .4 - 3
M 24-89	Minneapolis (NCAA)	L .2 - 4
M 25-89	Minneapolis (NCAA)	L .2 - 4
N 3-89	Madison	L .3 - 5
N 4-89	Madison	W .4 - 3
F 16-90	Minneapolis	W .6 - 3
F 17-90	Minneapolis	L .2 - 4
M 12-90	St. Paul (WCHA)=	W .7 - 1
D 8-90	Minneapolis	L .4 - 9
D 9-90	Minneapolis	T .4 - 4 ot
J 25-91	Madison	L .3 - 5
J 26-91	Madison	L .1 - 8
M 10-91	St. Paul (WCHA)=	L .2 - 3
N 15-91	Minneapolis	L .4 - 5
N 16-91	Minneapolis	L .1 - 4
F 7-92	Madison	L .1 - 2
F 8-92	Madison	W .4 - 1
N 13-92	Minneapolis	T .4 - 4 ot
N 14-92	Bloomington+	W .3 - 2
F 26-93	Madison	T .4 - 4 ot
F 27-93	Madison	L .2 - 4
M 19-93	St. Paul (WCHA)=	L .2 - 3 ot
J 8-94	Minneapolis	L .2 - 5
J 9-94	Minneapolis*	L .3 - 4 ot
F 25-94	Madison	L .2 - 3
F 26-94	Madison	L .2 - 3
140 games		518 - 541

+Met Center; *Target Center

At Madison 31-29-4 (.516)
At Minneapolis 18-46-5 (.297)
= Neutral 5-2-0 (.714)

Minnesota-Duluth (55-44-6, .552)

Date	Site	Score
F 4-67	Duluth	L .1 - 6
J 6-68	Madison	L .2 - 4
J 30-70	Duluth	W .5 - 4
J 31-70	Duluth	L .2 - 4
D 4-70	Madison	W .2 - 1
D 5-70	Madison	L .4 - 6
J 1-72	Duluth	W .6 - 5 ot
J 2-72	Duluth	L .3 - 4
F 16-73	Madison	W .6 - 2
F 17-73	Madison	W .9 - 2
J 25-74	Duluth	W .6 - 3
J 26-74	Duluth	L .1 - 4
N 15-74	Madison	W .4 - 2
N 16-74	Madison	W .7 - 5
J 10-75	Duluth	W .6 - 4
J 11-75	Duluth	L .5 - 8
N 14-75	Duluth	L .6 - 9
N 15-75	Duluth	L .2 - 4
J 16-76	Madison	W 10 - 4
J 17-76	Madison	L .2 - 3
N 5-76	Duluth	W .5 - 4

N 6-76	Duluth	W .7 - 1
F 18-77	Madison	W .7 - 4
F 19-77	Madison	W .6 - 4
N 18-77	Madison	W .4 - 3
N 19-77	Madison	W .6 - 2
J 13-78	Duluth	T .3 - 3 ot
J 14-78	Duluth	W .5 - 4
M 10-78	Madison (WCHA)	W .9 - 2
M 11-78	Madison (WCHA)	W .5 - 4
N 24-78	Madison	T .3 - 3 ot
N 25-78	Madison	W .6 - 3
J 26-79	Duluth	T .5 - 5 ot
J 27-79	Duluth	L .6 - 10
N 9-79	Madison	L .7 - 8
N 10-79	Madison	W .7 - 3
F 15-80	Duluth	L .3 - 5
F 16-80	Duluth	L .4 - 8
D 5-80	Duluth	L .2 - 3
D 6-80	Duluth	W .5 - 3
J 23-81	Madison	W .7 - 2
J 24-81	Madison	W .4 - 3
O 30-81	Duluth	W .6 - 1
O 31-81	Duluth	W .6 - 1
J 8-82	Madison	W .8 - 3
J 9-82	Madison	W .4 - 3 ot
F 26-82	Duluth	L .8 - 9
F 27-82	Duluth	W .8 - 6
D 3-82	Madison	L .3 - 5
D 4-82	Madison	W .7 - 2
J 7-83	Madison	W .7 - 4
J 8-83	Madison	W .6 - 2
F 4-83	Duluth	L .3 - 6
F 5-83	Duluth	W .3 - 1
D 2-83	Madison	L .5 - 6 ot
D 3-83	Madison	L .1 - 4
J 13-84	Duluth	L .1 - 7
J 14-84	Duluth	L .4 - 6
F 17-84	Duluth	L .2 - 4
F 18-84	Duluth	L .1 - 6
M 2-84	Duluth (WCHA)	L .3 - 6
M 3-84	Duluth (WCHA)	L .0 - 9
N 16-84	Duluth	L .2 - 4
N 17-84	Duluth	L .1 - 6
F 8-85	Madison	L .4 - 5
F 9-85	Madison	L .1 - 8
N 1-85	Madison	W .5 - 3
N 2-85	Madison	W .4 - 3
F 7-86	Duluth	W .7 - 3
F 8-86	Duluth	L .3 - 5
N 14-86	Duluth	L .1 - 2 ot
N 15-86	Duluth	W .5 - 2
J 9-87	Madison	W .3 - 2 ot
J 10-87	Madison	L .1 - 2
J 8-88	Madison	W 10 - 4
J 9-88	Madison	L .2 - 3
F 12-88	Duluth	W .7 - 2
F 13-88	Duluth	W .5 - 4
N 25-88	Duluth	W .4 - 2
N 26-88	Duluth	T .1 - 1 ot
J 13-89	Madison	W .5 - 1
J 14-89	Madison	W .2 - 1 ot
N 24-89	Madison	L .4 - 9
N 25-89	Madison	W .3 - 0
J 5-90	Duluth	L .3 - 4
J 6-90	Duluth	W .4 - 2
O 26-90	Duluth	L .4 - 3
O 27-90	Duluth	W .6 - 1
J 4-91	Madison	W .7 - 0
J 5-91	Madison	W .6 - 1
M 2-91	Madison	W .5 - 1
M 3-91	Madison	W .5 - 2
N 1-91	Madison	W .4 - 2
N 2-91	Madison	L .2 - 3
J 31-92	Duluth	W .4 - 1

'94-'95 OPPONENTS

F 1-92	Duluth	T ..6-6 ot
N 27-92	Duluth	L ..5-8
N 28-92	Duluth	L ..1-2 ot
F 5-93	Madison	W ..6-2
F 6-93	Madison	L ..2-5
M 20-93	St. Paul (WCHA)=	L ..5-7
O 29-93	Duluth	L ..4-5
O 30-93	Duluth	T ..5-5 ot
J 21-94	Madison	W ..6-1
J 22-94	Madison	L ..3-4
105 games		464-399

At Madison 35-15-1 (.696)
At Duluth 20-28-5 (.425)
=Neutral 0-1-0

North Dakota (54-35-7, .599)

Date	Site	Score
D 13-68	Madison	W ..7-5
D 14-68	Madison	W 11-7
N 14-69	Grand Forks	W ..8-4
N 15-69	Grand Forks	W ..7-4
M 6-71	Madison	W 12-1
M 7-71	Madison	W ..4-2
N 26-71	Grand Forks	L ..1-2
N 27-71	Grand Forks	W ..3-2
M 11-72	G. Forks (WCHA)T	..1-1
M 12-72	G. Forks (WCHA)W	..5-1
J 26-73	Madison	W ..8-3
J 27-93	Madison	W ..4-3
F 22-74	Grand Forks	L ..4-5 ot
F 23-74	Grand Forks	W ..7-1
J 31-75	Grand Forks	W ..8-7
F 1-75	Grand Forks	T ..2-2 ot
J 9-76	Madison	L ..5-6 ot
J 10-76	Madison	L ..2-5
D 10-76	Madison	W ..6-2
D 11-76	Madison	W 11-6
J 14-77	Grand Forks	W ..7-6 ot
J 15-77	Grand Forks	W ..8-7 ot
F 24-78	Grand Forks	W ..7-5
F 25-78	Grand Forks	L ..2-4
N 17-78	Grand Forks	W ..2-1 ot
N 18-78	Grand Forks	L ..1-3
F 9-79	Madison	L ..3-7
F 10-79	Madison	L ..4-7
M 10-79	G. Forks (WCHA) L	..2-4
M 11-79	G. Forks (WCHA) T	..7-7 ot
F 29-80	Madison	L ..1-8
M 1-80	Madison	L ..3-4
F 6-81	Grand Forks	W 10-1
F 7-81	Grand Forks	W ..5-4
J 29-82	Madison	L ..0-3
J 30-82	Madison	W ..3-0
F 19-82	Grand Forks	L ..4-5 ot
F 20-82	Grand Forks	L ..1-3
M 13-82	G. Forks (WCHA) W	..9-0
M 14-82	G. Forks (WCHA) W	..3-1
M 27-82	Providence (NCAA)=	L ..2-5
N 19-82	Grand Forks	L ..2-6
N 20-82	Grand Forks	L ..0-4
J 28-83	Madison	T ..2-2 ot
J 29-83	Madison	L ..2-3
M 4-83	G. Forks (WCHA) T	..1-1 ot
M 5-83	G. Forks (WCHA) W	..6-5 3ot
O 21-83	Madison	L ..3-5
O 22-83	Madison	L ..2-3
F 3-84	Grand Forks	T ..3-3 ot
F 4-84	Grand Forks	W ..6-4

N 30-84	Madison	W ..6-5 ot
D 1-84	Madison	W ..3-2
N 22-85	Madison	W ..8-1
N 23-85	Madison	W ..6-2
J 17-86	Grand Forks	L ..2-8
J 18-86	Grand Forks	L ..4-6
M 1-86	Madison (WCHA) W	..6-2
M 2-86	Madison (WCHA) W	..6-5
O 31-86	Grand Forks	L ..4-9
N 1-86	Grand Forks	L ..2-6
J 30-87	Madison	L ..4-5
J 31-87	Madison	L ..1-2
N 13-87	Grand Forks	L ..3-4
N 14-87	Grand Forks	W ..5-4
J 29-88	Madison	W ..4-3
J 30-88	Madison	W ..5-4 ot
M 6-88	St. Paul (WCHA)=	W ..2-1
N 11-88	Madison	W ..5-2
N 12-88	Madison	W ..5-2
J 27-89	Grand Forks	W ..3-2
J 28-89	Grand Forks	W ..4-2
D 1-89	Grand Forks	W ..7-5
D 2-89	Grand Forks	L ..5-9
F 23-90	Madison	T ..5-5 ot
F 24-90	Madison	W ..5-4 ot
N 23-90	Madison	L ..2-4
N 24-90	Madison	W ..6-2
D 29-90	Milwaukee (BHS)=	W ..3-2
F 1-91	Grand Forks	W ..5-3
F 2-91	Grand Forks	L ..2-6
M 11-91	St. Paul (WCHA)=	L ..2-5
J 3-92	Grand Forks	W ..9-4
J 4-92	Grand Forks	L ..2-6
F 28-92	Madison	W ..8-2
F 29-92	Madison	W ..4-2
D 4-92	Madison	L ..2-3
D 5-92	Madison	W 10-2
J 15-93	Grand Forks	W ..3-2
J 16-93	Grand Forks	W ..5-2
N 5-93	Madison	W ..7-3
N 6-93	Madison	L ..4-5
J 28-94	Grand Forks	W ..4-1
J 29-94	Grand Forks	L ..4-5
M 11-94	Madison (WCHA) W	..6-1
M 12-94	Madison (WCHA) W	..4-2
96 games		429-352

At Madison 28-15-3 (.641)
At Grand Forks 24-18-4 (.565)
= Neutral 2-2-0 (.500)

Northern Michigan (29-20-2, .588)

Date	Site	Score
M 27-81	Duluth (NCAA)=	W ..5-1
J 2-82	Madison	W ..5-3
J 3-82	Madison	W ..7-1
J 3-84	Madison	W ..2-1
J 4-84	Madison	W ..5-4 ot
N 2-84	Marquette	L ..2-8
N 3-84	Marquette	L ..5-9
F 15-85	Madison	W ..6-1
F 16-85	Madison	W ..7-2
F 14-86	Madison	L ..3-7
F 15-86	Madison	W ..6-0
O 10-86	Madison	W ..6-1
O 11-86	Madison	L ..2-6
F 6-87	Marquette	W ..5-3
F 7-87	Marquette	L ..3-5
F 28-87	Madison (WCHA) W	..4-2

M 1-87	Madison (WCHA) W	..6-2
O 9-87	Madison	W ..6-2
O 10-87	Madison	W ..6-5
D 19-88	Marquette	L ..4-6
D 20-88	Marquette	T ..3-3 ot
F 25-88	Madison (WCHA) W	..2-1 ot
F 26-88	Madison (WCHA) W	..5-4
O 21-88	Marquette	T ..2-2 ot
O 22-88	Marquette	L ..4-5 ot
F 13-89	Madison	W ..6-3
F 14-89	Madison	L ..3-4 ot
M 5-89	St. Paul (WCHA)=	L ..2-4
N 17-89	Marquette	L 5-11
N 18-89	Marquette	W ..6-5 ot
J 19-90	Madison	L ..3-4
J 20-90	Madison	W 10-1
M 11-90	St. Paul (WCHA)=	W ..4-3 ot
N 2-90	Marquette	L ..1-6
N 3-90	Marquette	L ..2-4
F 22-91	Madison	L ..1-6
F 23-91	Madison	L ..3-4 ot
N 22-91	Marquette	L ..2-5
N 23-91	Marquette	L ..1-4
J 18-92	Madison	W ..7-4
J 19-92	Madison	W ..6-4
M 20-92	St. Paul (WCHA)=	L ..3-6
O 31-92	Madison	W ..9-2
N 1-92	Madison	W 11-0
F 12-93	Marquette	W ..5-4
F 13-93	Marquette	L ..2-5
D 3-93	Madison	L ..2-5
D 4-93	Madison	W ..5-4
D 29-93	Milwaukee (BHS)=	W ..3-2
F 18-94	Marquette	W ..4-2
F 19-94	Marquette	W ..6-3
51 games		223-189

At Madison 21-7-0 (.750)
At Marquette 5-11-2 (.333)
= Neutral 3-2-0 (.600)

St. Cloud State (15-5-1, .738)

Date	Site	Score
D 13-88	Madison	W ..8-1
O 16-89	Madison	W ..4-3
J 9-90	St. Cloud	L ..5-6
N 9-90	Madison	W ..4-2
N 10-90	Madison	W 10-4
F 15-91	St. Cloud	T ..7-7 ot
F 16-91	St. Cloud	W ..6-2
O 25-91	St. Cloud	W ..5-4
O 26-91	St. Cloud	W ..5-4
M 7-92	Madison	W ..5-4
M 8-92	Madison	W ..6-2
M 13-92	Madison (WCHA) W	..6-5 ot
M 14-92	Madison (WCHA) L	..3-5
M 15-92	Madison (WCHA) W	..4-3 ot
O 23-92	Madison	W ..5-2
O 24-92	Madison	L ..2-4
J 29-93	St. Cloud	W ..6-5 ot
J 30-93	St. Cloud	W ..6-3
J 14-94	Madison	W ..4-1
J 15-94	Madison	L ..1-6
M 18-94	Milwaukee (WCHA)=	L ..2-3 ot
21 games		104-76

At Madison 10-3-0 (.769)
At St. Cloud 5-1-1 (.786)
=Neutral 0-1-0



Bowling Green State (5-3-1, .611)

Date	Site	Score
D 12-67	Bowling Green	L ..1-2
D 6-68	Madison	L ..3-4
D 7-68	Madison	W ..8-3
J 28-69	Bowling Green	W 11-1
M 24-78	Providence (NCAA)=	L ..3-4
O 23-81	Madison	W ..8-4
O 24-81	Madison	W ..9-3
O 15-82	Bowling Green	W ..4-3
O 16-82	Bowling Green	T ..4-4 ot
9 games		51-28

At Madison 3-1-0 (.750)
At Bowling Green ... 2-1-1 (.625)
=Neutral site 0-1-0

Lake Superior State (2-1-0, .667)

Date	Site	Score
D 28-82	Madison	W ..7-5
D 30-82	Madison	W ..4-3
A 4-92	Albany (NCAA)=	L ..3-5
3 games		14-13

At Madison 2-0-0 (1.000)
=Neutral 0-1-0

Northeastern (6-2-0, .750)

Date	Site	Score
J 3-71	Troy	W 14-3
D 28-84	Madison	W ..9-1
D 29-84	Madison	W ..4-2
N 15-85	Boston	L ..5-8
N 16-85	Boston	W ..6-5
J 16-87	Boston	W ..3-2
N 29-87	Madison	W ..7-4
J 20-89	Boston	L ..3-5
8 games		51-30

At Madison 3-0-0 (1.000)
At Boston 2-2-0 (.500)
=Neutral 1-0-0 (1.000)

'94-95 OPPONENTS

College Hockey Showcase

College Hockey Showcase
St. Paul, Minn.
Nov. 25-26, 1994

The College Hockey Showcase was established in 1993 to give the hockey powers of the Big Ten the opportunity to face each other and to showcase some of the nation's best hockey. Every year on Thanksgiving weekend, Michigan and Michigan State of the CCHA face off against Minnesota and Wisconsin of the WCHA in a round robin format. The site rotates each year from Auburn Hills, Mich. (host: Michigan), Minneapolis (Minnesota), Milwaukee (Wisconsin) and East Lansing (Michigan State).

Michigan

(39-23-0, .629)

Date	Site	Score
D 29-67	Minneapolis (Big Ten)=	L ... 0-8
N 29-68	Madison	W . 5-4
N 30-68	Madison	L ... 3-5
F 28-69	Ann Arbor	L ... 5-8
M 1-69	Ann Arbor	L ... 0-2
N 28-69	Ann Arbor	W . 4-3
N 29-69	Ann Arbor	L ... 1-4
D 28-69	St. Louis (SLIT)=	W . 5-3
F 13-70	Madison	W . 4-2
F 14-70	Madison	L ... 3-4
M 13-70	Denver (WCHA)=	W . 2-1
D 11-70	Ann Arbor	L ... 4-5 ot
D 12-70	Ann Arbor	W . 5-3
F 12-71	Madison	W . 7-2
F 13-71	Madison	W . 4-1
N 19-71	Madison	W . 8-1
N 20-71	Madison	W . 7-2
F 18-72	Ann Arbor	W . 5-1
F 19-72	Ann Arbor	L ... 4-6
N 24-72	Ann Arbor	W . 5-3
N 25-72	Ann Arbor	W . 7-2
D 8-72	Madison	W . 6-3
D 9-72	Madison	W 10-4
N 23-73	Ann Arbor	W . 8-4
N 24-73	Ann Arbor	L ... 1-4
J 18-74	Madison	L ... 2-3 ot
J 19-74	Madison	W . 6-3
N 1-74	Ann Arbor	W . 5-2
N 2-74	Ann Arbor	L ... 1-8
J 17-75	Madison	W . 3-1
J 18-75	Madison	L ... 3-6
D 12-75	Madison	L ... 4-8
D 13-75	Madison	L ... 3-8
F 20-76	Ann Arbor	W . 4-3
F 21-76	Ann Arbor	L ... 4-7
O 15-76	Madison	L ... 6-7 ot
O 16-76	Madison	W . 7-6 ot
F 4-77	Ann Arbor	W . 3-2
F 5-77	Ann Arbor	W 11-8
M 16-77	Madison (WCHA)	W . 4-0
M 17-77	Madison (WCHA)	W . 5-4
M 26-77	Detroit (NCAA)=	W . 6-5 ot
D 2-77	Ann Arbor	L . 3-11
D 3-77	Ann Arbor	L ... 3-7
J 6-78	Madison	W . 8-2
J 7-78	Madison	W . 5-4
N 10-78	Madison	L ... 5-6
N 11-78	Madison	W . 9-4

F 16-79	Ann Arbor	W . 8-3
F 17-79	Ann Arbor	W . 6-4
N 16-79	Madison	W . 8-4
N 17-79	Madison	W . 2-0
J 18-80	Ann Arbor	L ... 5-6
J 19-80	Ann Arbor	L ... 4-8
N 21-80	Ann Arbor	W . 5-3
N 22-80	Ann Arbor	L ... 1-3
J 9-81	Madison	W . 8-5
J 10-81	Madison	W . 4-3
D 29-87	Detroit (GLIT)=	W . 6-0
A 2-92	Albany (NCAA)=	W . 4-2
M 27-93	Detroit (NCAA)=	L ... 3-4 ot
N 27-93	Auburn Hills (CHS)=	W . 5-3
62 games		286-261

Games @ Madison: 20-8-0 (.714)
Games @ Ann Arbor: 13-13-0 (.500)
=Neutral: 6-2-0 (.750)

Michigan State

(34-35-2, .493)

Date	Site	Score
D 11-64	E. Lansing	L ... 2-9
D 12-64	E. Lansing	L ... 0-9
F 12-65	Madison	L ... 4-8
F 13-65	Madison	L ... 3-9
F 11-66	Madison	L ... 1-3
F 12-66	Madison	L ... 3-5
M 3-67	E. Lansing	L ... 3-7
M 4-67	East Lansing	L ... 3-4
D 30-67	Minneapolis (Big Ten)=	L ... 3-4
M 1-68	Madison	W . 5-3
M 2-68	Madison	L ... 1-3
D 20-68	Detroit (GLIT)=	W . 6-4
D 26-68	Madison (Big Ten)	L ... 2-3
F 7-69	East Lansing	W . 2-1
F 8-69	East Lansing	L ... 3-4
D 23-69	Ann Arbor (Big Ten)=	W . 6-3
J 2-70	East Lansing	L ... 3-4
J 3-70	East Lansing	L ... 4-6
M 6-70	East Lansing	W . 5-0
M 7-70	East Lansing	W . 4-3
J 15-71	Madison	L ... 3-5
J 16-71	Madison	W . 3-2
F 26-71	East Lansing	L ... 2-4
F 27-71	East Lansing	L ... 5-6 ot

1993 Results

(The Palace, Auburn Hills, MI)

Nov. 26, 1993

Michigan 6, Minnesota 0

Michigan State 4, Wisconsin 2

Nov. 27, 1993

Minnesota 6, Michigan State 5


Wisconsin 5, Michigan 3

D 3-71	Madison	W . 4-1
D 4-71	Madison	W . 4-3
F 25-72	East Lansing	W . 5-0
F 26-72	East Lansing	W . 6-4
J 12-73	East Lansing	W . 4-3
J 13-73	East Lansing	L ... 5-7
F 9-73	Madison	W . 5-2
F 10-73	Madison	W . 6-4
N 30-73	Madison	T ... 6-6 ot
D 1-73	Madison	W . 4-2
J 4-74	East Lansing	L ... 4-5
J 5-74	East Lansing	L ... 6-7
M 5-74	East Lansing (WCHA)	L ... 1-4
M 6-74	East Lansing (WCHA)	W . 4-3
N 22-74	Madison	W . 4-3
N 23-74	Madison	W . 5-4
F 14-75	East Lansing	L ... 1-3
F 15-75	East Lansing	W . 7-5
M 4-75	Madison (WCHA)	W . 5-4
M 5-75	Madison (WCHA)	L ... 4-7
N 7-75	Madison	L ... 4-5
N 8-75	Madison	L ... 5-6 ot
J 30-76	East Lansing	L ... 4-5 ot
J 31-76	East Lansing	L ... 3-5
M 10-76	East Lansing (WCHA)	L ... 4-6
M 11-76	East Lansing (WCHA)	L ... 4-6
N 19-76	East Lansing	L ... 2-5
N 20-76	East Lansing	W 8-0
J 28-77	Madison	W 10-6
J 29-77	Madison	W . 9-2
D 9-77	East Lansing	W . 6-2
D 10-77	East Lansing	W . 7-3
J 20-78	Madison	T ... 5-5 ot
J 21-78	Madison	W . 8-2
D 1-78	East Lansing	L ... 5-6
D 2-78	East Lansing	W . 5-1
J 5-79	Madison	W . 6-4
J 6-79	Madison	W 13-3
N 2-79	East Lansing	W . 6-4
N 3-79	East Lansing	L ... 4-5
D 29-79	Detroit (GLIT)=	W 10-4
J 25-80	Madison	L ... 4-5
J 26-80	Madison	W . 9-2
F 20-81	Madison	L ... 3-5
F 21-81	Madison	W . 5-4
D 30-87	Detroit (GLIT)=	W . 4-3
N 26-93	Auburn Hills (CHS)	L ... 2-4
71 games		321-294

Games @ Madison: 17-11-2 (.600)
Games @ E. Lansing: 14-22-0 (.389)
=Neutral: 3-2-0 (.600)

ABOUT THE WCHA

'93-94 Standings	81
'93-94 Statistics	82-83
'93-94 All-Star Teams	84



THE WCHA

1993-94 FINAL STANDINGS

Place	Team (overall record)	GP	W	L	T	Pts
1	^# Colorado College (23-11-5)	32	18	9	5	41
2	^Δ Minnesota (25-13-4)	32	18	10	4	40
3	^Δ WISCONSIN (26-15-1)	32	19	12	1	39
4	^ St. Cloud State (21-13-4)	32	16	12	4	36
5	Northern Michigan (22-16-1)	32	17	14	1	35
6	Alaska Anchorage (15-19-2)	32	14	16	2	30
7	Minnesota-Duluth (14-21-3)	32	12	17	3	27
8	North Dakota (11-23-4)	32	11	17	4	26
9	Denver (15-20-3)	32	11	18	3	25
10	^ Michigan Tech (13-27-5)	32	8	19	5	21

WCHA regular-season champions

^ WCHA Final Five participant

Δ NCAA participant

GOALS FOR

Team	GF ... Avg.
Colorado College	135 4.22
Northern Michigan	129 4.03
Wisconsin	128 4.00
St. Cloud State	127 3.97
Minnesota-Duluth	125 3.91
Denver	116 3.63
Minnesota	111 3.47
Alaska Anchorage	110 3.44
North Dakota	101 3.16
Michigan Tech	93 2.91

GOALS AGAINST

Team	GA . Avg.
Wisconsin	103 3.22
Michigan Tech	105 3.28
Minnesota	109 3.41
Minnesota-Duluth	109 3.41
St. Cloud State	111 3.47
Northern Michigan	120 3.75
Colorado College	126 3.94
Denver	130 4.06
Alaska Anchorage	131 4.09
North Dakota	131 4.09

WCHA DIRECTORY

Commissioner	Bruce McLeod
Supervisor of Officials	Greg Shepherd
Public Relations Director	Doug Spencer

McLeod Address:

Administrative & Financial Office
WCHA
10 University Drive
Minnesota-Duluth
Duluth, MN 55812-2496
Phone: (218) 726-8732
Fax: (218) 726-6529

Spencer Address:

Public Relations Office
WCHA
P.O. Box 5426
131 W. Wilson, Suite 200
Madison, WI 53705
Phone: (608) 251-4007
Fax: (608) 283-6412

CHAMPIONS

Regular-season

1951-52	Colorado College
1952-53	Minnesota
1953-54	Minnesota
1954-55	Colorado College
1957-58	Denver & North Dakota
1960-61	Denver
1961-62	Michigan Tech
1962-63	Denver
1963-64	Denver
1964-65	Michigan Tech
1965-66	Michigan Tech
1966-67	North Dakota
1967-68	Denver
1968-69	Michigan Tech
1969-70	Minnesota
1970-71	Michigan
1971-72	Denver
1972-73	Denver
1973-74	Michigan Tech
1974-75	Minnesota
1975-76	Michigan Tech
1976-77	WISCONSIN
1977-78	Denver
1978-79	North Dakota
1979-80	North Dakota
1980-81	Minnesota
1981-82	North Dakota
1982-83	Minnesota
1983-84	Minnesota-Duluth
1984-85	Minnesota-Duluth
1985-86	Denver
1986-87	North Dakota
1987-88	Minnesota
1988-89	Minnesota
1989-90	WISCONSIN
1990-91	Northern Michigan
1991-92	Minnesota
1992-93	Minnesota-Duluth
1993-94	Colorado College

Playoff

1987-88	WISCONSIN
1988-89	Northern Michigan
1989-90	WISCONSIN
1990-91	Northern Michigan
1991-92	Northern Michigan
1992-93	Minnesota
1993-94	Minnesota

WCHA STATISTICS

WCHA GAMES ONLY

Scoring Leaders

R k	Name, Pos, Team	GP	G	A	PTS	PPG
1	Chris Marinucci, RW, Minn.-Duluth	32	27	26	53	1.66
2	Kelly Fairchild, C, Wisconsin	32	15	37	52	1.63
	Andrew Shier, RW, Wisconsin	32	14	38	52	1.63
4	Mike Harding, RW, Northern Michigan	31	19	22	41	1.32
5	Jay McNeill, C, Colorado College	30	22	15	37	1.23
6	Jason Elders, LW, Denver	32	23	13	36	1.13
	Dean Seymour, C, Northern Michigan	32	11	25	36	1.13
8	Blaine Moore, C, Wisconsin	28	19	16	35	1.25
	Brent Peterson, L-RW, Michigan Tech	32	17	18	35	1.09
10	Jeff Nielsen, RW, Minnesota	31	23	10	33	1.06
	Brian Bonin, C, Minnesota	32	20	13	33	1.03
	Jason Zent, LW, Wisconsin	32	16	17	33	1.03
	Angelo Ricci, C, Denver	32	9	24	33	1.03
14	R.J. Enga, RW-C, Colorado College	32	12	20	32	1.00
	Pat Mikesch, C, Michigan Tech	32	10	22	32	1.00
16	Peter Geronazzo, C-RW, Colorado College	29	18	13	31	1.07
	Jason Hehr, C-D, Northern Michigan	32	9	22	31	0.97
18	Landon Wilson, C, North Dakota	30	17	13	30	1.00
	Brad Federenko, L-RW, Minn.-Duluth	30	11	19	30	1.00
	Rusty Fitzgerald, C-W, Minn.-Duluth	31	9	21	30	0.97
	Kory Karlander, LW, Northern Michigan	32	14	16	30	0.94
22	Marc Gagnon, C-RW, St. Cloud State	31	18	11	29	0.94
23	Marty Schrinier, LW, North Dakota	31	10	19	29	0.94
	Keith Morris, R-LW, Alaska Anchorage	32	13	16	29	0.91
	Colin Schmidt, C, Colorado College	32	11	18	29	0.91

Goaltending Leaders

Rank	Name, Team	GP	W	L	T	Minutes	GA	GAA	Saves	SV%	SO	SP
1	Jim Carey, Wisconsin	29	17	10	1	1687:36	87	3.09	782	.900	1	30
2	Jamie Ram, Michigan Tech	27	7	14	5	1564:06	81	3.11	854	.913	1	33
3	Lee Schill, Alaska Anchorage	28	12	13	2	1641:12	86	3.14	775	.900	0	28
4	Grant Sjerven, St. Cloud State	26	12	9	3	1491:04	81	3.26	597	.881	2	33
5	Jeff Moen, Minnesota	16	8	7	1	835:10	46	3.30	358	.886	1	17
6	Jeff Callinan, Minnesota	18	10	3	3	1101:33	61	3.32	403	.869	0	22
7	Paul Taylor, Northern Michigan	23	11	9	1	1234:55	73	3.55	515	.876	0	17
8	Ryan Bach, Colorado College	27	15	6	5	1574:17	98	3.73	657	.870	0	28
9	Dieter Kochan, Northern Michigan	15	6	5	0	685:57	44	3.85	290	.868	2	11
10	Toby Kvalevog, North Dakota	28	11	14	3	1633:14	105	3.86	756	.878	0	28
11	Sinuhe Wallinheimo, Denver	20	8	11	1	1083:30	70	3.88	498	.877	1	17
12	Jim Mullin, Denver	14	2	5	2	667:42	44	3.96	313	.877	0	11

CATEGORICAL LEADERS

Power-play goals

1	Mike Harding, NMU	9
1	Jay McNeill, CC	9
3	Brad Federenko, UMD	8
3	Chris Marinucci, UMD	8
3	Blaine Moore, WIS	8
3	Brent Peterson, MTU	8

Game-winning goals

1	Brian Bonin, MINN	6
2	Jason Elders, DU	4
2	Peter Geronazzo, CC	4
(six tied with three)		

Short-handed goals

1	Brett Lievers, SCS	5
2	Joe Ciccarello, UMD	2
2	R.J. Enga, CC	2
2	Dave Holum, SCS	2

Penalties

1	Rod Miller, UMD	53
2	Marty Schrinier, UND	47
3	Jason Zent, WIS	46
4	Landon Wilson, UND	45
5	Chris Kenady, DU	41
5	Chris McAlpine, MINN	41

Penalty-Minutes

1	Chris Kenady, DU	115
2	Marty Schrinier, UND	111
3	Rod Miller, UMD	109
4	Steve Carpenter, NMU	107
5	Jason Zent, WIS	100

WCHA STATISTICS

ALL GAMES

Listed below are the WCHA's 1993-94 statistical leaders in various categories.

Goals

1	Chris Marinucci, UMD	30
2	Jeff Nielsen, MINN	29
3	Jason Elders, DU	26
4	Jay McNeill, CC	25
5	Brent Peterson, MTU	25

Assists

1	Andrew Shier, WIS	45
2	Kelly Fairchild, WIS	44
3	Pat Mikesch, MTU	36
4	Angelo Ricci, DU	29
5	Dean Seymour, NMU	29

Points

1	Kelly Fairchild, WIS	64
2	Andrew Shier, WIS	62
3	Chris Marinucci, UMD	61
4	Pat Mikesch, MTU	50
5	Mike Harding, NMU	49

Points-per-game

1	Chris Marinucci, UMD	1.61
2	Kelly Fairchild, WIS	1.52
3	Andrew Shier, WIS	1.48
4	Mike Harding, NMU	1.29
5	Jay McNeill, CC	1.19

Power-play goals

1	Chris Marinucci, UMD	10
	Mike Harding, NMU	10
	Jay McNeill, CC	10
4	Brent Peterson, MTU	9
	Blaine Moore, WIS	9

Game-winning goals

1	Brian Bonin, MINN	7
2	Jason Elders, DU	5
	Brent Peterson, MTU	5
4	Marc Gagnon, SCS	4
	Peter Geronazzo, CC	4
	Mike Harding, NMU	4
	Kory Karlander, NMU	4
	Chris Marinucci, UMD	4
	Jamie Spencer, WIS	4

Short-handed goals

1	Brett Lievers, SCS	5
2	Mitch Kean, UAA	3
	Dave Paradise, SCS	3
	(nine players tied with/2)	

Penalties

1	Landon Wilson, UND	60
2	Rod Miller, UMD	58
3	Jason Zent, WIS	56
4	Chris McAlpine, MINN	55
5	Marty Schriner, UND	52

Penalty-Minutes

1	Landon Wilson, UND	147
2	Marty Schriner, UND	129
3	Chris Kenady, DU	125
4	Steve Carpenter, NMU	123
5	Chris McAlpine, MINN	121



UW's Jim Carey led the WCHA last season in four categories, including wins.

Goaltending

Wins

1	Jim Carey, WIS	24
2	Ryan Bach, CC	17
3	Grant Sjerven, SCS	16
4	Jeff Callinan, MINN	14
5	Taras Lendzyk, UMD	13
	Lee Schill, UAA	13
	Paul Taylor, NMU	13

Goals-against average

1	Jim Carey, WIS	3.04
2	Grant Sjerven, SCS	3.11
3	Jamie Ram, MTU	3.20
4	Jeff Callinan, MINN	3.22
5	Jeff Moen, MINN	3.33

Save percentage

1	Jamie Ram, MTU	.912
2	Jim Carey, WIS	.902
3	Lee Schill, UAA	.892
4	Grant Sjerven, SCS	.887
5	Jeff Moen, MINN	.884

Games played

1	Jim Carey, WIS	39
	Jamie Ram, MTU	39
3	Lee Schill, UAA	32
	Toby Kvalevog, UND	32
	Taras Lendzyk, UMD	32

Minutes

1	Jim Carey, WIS	2247:44
2	Jamie Ram, MTU	2192:02
3	Taras Lendzyk, UMD	1915:53
4	Toby Kvalevog, UND	1813:01
5	Grant Sjerven, SCS	1793:52

Saves

1	Jamie Ram, MTU	1,215
2	Jim Carey, WIS	1,044
3	Taras Lendzyk, UMD	938
4	Toby Kvalevog, UND	850
5	Lee Schill, UAA	842

Shutout periods

1	Jamie Ram, MTU	42
2	Jim Carey, WIS	41
3	Grant Sjerven, SCS	40
4	Ryan Bach, CC	29
5	Lee Schill, UAA	29

Shutouts

1	Grant Sjerven, SCS	3
2	Dieter Kochan, NMU	2
3	Jim Carey, WIS	1
	Taras Lendzyk, SCS	1
	Jeff Moen, MINN	1
	Jamie Ram, MTU	1
	Sinuhe Wallinheimo, DU	1

Winning percentage

1	Jeff Callinan	.705 (14-5-3)
2	Ryan Bach	.672 (17-7-5)
3	Jim Carey	.662 (24-12-1)
4	Grant Sjerven	.603 (16-10)
5	Paul Taylor	.587 (13-9-1)


1993-94 ALL-STAR TEAMS

FIRST TEAM

POS	PLAYER, TEAM	YEAR	HT.	WT.	HOMETOWN
F	Chris Marinucci, UMD	Sr	6-0	195	Grand Rapids, Minn.
F	Kelly Fairchild, WIS	Jr	5-11	190	Grand Rapids, Minn.
F	Jay McNeill, CC	So	5-9	170	Cranbrook, B.C.
D	Shawn Reid, CC	Sr	6-0	190	Toronto, Ontario
D	Chris McAlpine, MINN	Sr	6-0	208	Roseville, Minn.
G	Jamie Ram, MTU	Sr	5-11	175	Scarborough, Ontario

SECOND TEAM

POS	PLAYER, TEAM	YEAR	HT.	WT.	HOMETOWN
F	Andrew Shier, WIS	Sr	5-11	190	Port Huron, Mich
F	Jeff Nielsen, MINN	Sr	6-0	200	Grand Rapids, Minn.
F	Mike Harding, NMU	Jr	6-4	225	Edson, Alberta
D	Kent Fearn, CC	Jr	6-0	180	Langley, B.C.
D	Kelly Hultgren, SCS	Jr	6-1	185	Bloomington, Minn.
G	Lee Schill, UAA	Jr	6-0	190	Coquitlam, B.C.



Andrew Shier



Kelly Fairchild

ROOKIE TEAM

POS	PLAYER, TEAM	YEAR	HT.	WT.	HOMETOWN
F	Dean Seymour, NMU	Fr	5-11	185	Saskatoon, Sask.
F	Landon Wilson, UND	Fr	6-2	205	Eden Prairie, Minn.
F	Brad Federenko, UMD	Fr	6-0	190	Prince Albert, Sask.
D	Eric Rud, CC	Fr	6-0	190	Inver Grove Hgts., Minn.
D	Todd Bethard, UAA	Fr	5-10	170	Anchorage, Alaska
G	Toby Kvalevog, UND	Fr	5-11	170	Bemidji, Minn.

HONORABLE MENTION

(listed in order of voting points received)

Goaltenders

Grant Sjerven, St. Cloud State; Jim Carey, Wisconsin

Defensemen

Nick Naumenko, North Dakota; Garrett MacDonald, Northern Michigan; Brian Rafalski, Wisconsin; Ian DeCorby, Denver; Steve Carpenter, Northern Michigan; Jason Hehr, Northern Michigan; Brad Bombardir, North Dakota; Ulvis Katlaps, Wisconsin; Dan Trebil, Minnesota; Todd Bethard, Alaska Anchorage

Forwards

Jason Elders, Denver; Brian Bonin, Minnesota; Brent Peterson, Michigan Tech; Landon Wilson, North Dakota; Greg Hadden, Northern Michigan; Blaine Moore, Wisconsin; Marc Gagnon, St. Cloud State; Brett Lievers, St. Cloud State; Bill Lund, St. Cloud State; Keith Morris, Alaska Anchorage; R.J. Enga, Colorado College; Tony Gruba, St. Cloud State; Mitch Kean, Alaska Anchorage; Angelo Ricci, Denver; Dean Seymour, Northern Michigan

SPECIAL AWARDS

WCHA ROOKIE OF THE YEAR

Landon Wilson, North Dakota

WCHA COACH OF THE YEAR

Don Lucia, Colorado College

WCHA PLAYER OF THE YEAR

Chris Marinucci, Minnesota-Duluth

DEFENSIVE PLAYER OF THE YEAR

Shawn Reid, Colorado College

STUDENT-ATHLETES OF THE YEAR

Jeff Nielsen, Minnesota



WISCONSIN HISTORY

<i>Year by Year Results ...</i>	86-91
<i>Team Awards</i>	92
<i>Lettermen</i>	93-96
<i>Home & Away Records...</i>	97
<i>Coaches</i>	98
<i>Series Records</i>	99
<i>The Showdown</i>	100-101
<i>Badger Moments ...</i>	102-103
<i>Championship Years..</i>	104-108

YEAR-BY-YEAR RESULTS

1963-64

Record: 8-5-3

Coaches: Art Thomsen & John Riley

Date	Result	Opponent	Site
N 29	L 6-13	St. Mary's (MN)	Madison
N 30	L 2-12	St. Mary's (MN)	Madison
D 6	W 3-2	Macalester (ot)	Madison
D 7	L 2-7	Macalester	Madison
D 13	W 12-1	Illinois Club	Madison
D 14	W 10-0	Illinois Club	Madison
J 11	W 10-3	Lake Forest	Madison
J 25	W 3-1	Lake Forest	Lake Forest
J 31	W 6-1	Carleton (MN)	Northfield
F 2	T 2-2	Carleton (MN) (2ot)	Northfield
F 7	W 7-6	Hamline (ot)	Madison
F 8	W 5-4	Hamline (ot)	Madison
F 14	T 2-2	Western Michigan (ot)	Madison
F 15	L 5-8	Western Michigan	Madison
F 21	T 4-4	St. Thomas (MN) (ot)	Madison
F 22	L 2-3	St. Thomas (MN)	Madison

1964-65

Record: (14-9-0)

Coach John Riley

Date	Result	Opponent	Site
N 27	W 9-3	Macalester (MN)	Madison
N 28	W 3-2	Macalester (MN)	Madison
D 4	W 5-3	St. Mary's (MN)	Madison
D 5	W 5-3	St. Mary's (MN)	Madison
D 11	L 2-9	Michigan State	East Lansing
D 12	L 0-9	Michigan State	East Lansing
D 18	W 8-2	Hamline	Madison
D 19	W 14-1	Hamline	Madison
J 1	L 2-7	Minnesota	Madison
J 2	L 1-6	Minnesota	Madison
J 8	L 4-8	Colorado College	Madison
J 9	L 3-7	Colorado College	Madison
J 23	W 13-4	Lake Forest	Madison
J 29	W 9-4	Macalester (MN)	St. Paul
J 30	W 6-4	Macalester (MN)	St. Paul
F 5	W 11-4	Ohio State	Madison
F 6	W 6-3	St. Thomas (MN)	Madison
F 12	L 8-4	Michigan State	Madison
F 13	L 3-9	Michigan State	Madison
F 25	W 6-5	Western Michigan	Madison
F 26	W 14-1	Western Michigan	Madison
M 5	W 4-2	Ohio University	Athens
M 6	L 3-4	Ohio University	Athens

1965-66

Record: (12-9-0)

Coach John Riley

Date	Result	Opponent	Site
D 3	W 5-0	Macalester (MN)	Madison
D 4	W 12-2	Macalester (MN)	Madison
D 10	L 3-4	Superior State	Madison
D 11	W 8-2	Superior State	Madison
D 18	L 1-5	Minnesota	Minneapolis
D 28	L 2-4	Army	Madison
D 29	L 2-4	Army	Madison
J 7	W 6-1	Ohio University	Athens
J 8	W 8-1	Ohio State	Columbus
J 22	W 9-2	Lake Forest	Madison
J 28	L 2-3	Colorado College	Colo. Springs
J 29	L 4-10	Colorado College	Colo. Springs
F 4	W 7-5	Ohio University	Madison
F 5	W 4-3	Ohio University	Madison
F 11	L 1-3	Michigan State	Milwaukee
F 12	L 3-5	Michigan State	Madison
F 18	L 3-4	St. John's (MN) (ot)	Madison
F 19	W 3-1	St. John's (MN)	Madison
F 22	W 5-4	Minnesota (ot)	Madison
F 25	W 5-0	St. Thomas (MN)	Madison
F 26	W 12-3	St. Thomas (MN)	Madison

1966-67

Record: (16-10-0)

Coach Bob Johnson

Date	Result	Opponent	Site
N 25	L 4-5	Superior State	Madison
N 26	W 6-5	Superior State (ot)	Madison
D 2	W 8-3	Augsburg College	Madison
D 3	W 9-0	Augsburg College	Madison
D 9	L 1-3	Ohio University	Athens
D 10	W 5-3	Ohio University	Athens
D 17	L 1-7	Minnesota	Madison
D 29	L 2-6	Brown#	Providence
D 30	W 5-3	Providence#	Providence
J 2	W 1-0	Army	West Point
J 3	W 8-1	Connecticut	Storrs
J 6	W 11-2	St. Mary's (MN)	Madison
J 7	W 8-3	St. Mary's (MN)	Madison
J 21	W 7-1	Lake Forest	Madison
J 27	L 2-5	Colorado College	Green Bay
J 28	L 4-7	Colorado College	Madison
F 4	L 1-6	Minnesota-Duluth	Duluth
F 10	W 10-1	Ohio State	Milwaukee
F 11	W 6-3	Lake Forest	Lake Forest
F 15	L 3-6	Austrian Nationals	Madison
F 17	W 15-1	Western Michigan	Madison
F 18	W 13-2	Western Michigan	Madison
F 24	W 15-3	Ohio University	Madison
F 25	W 7-2	Ohio University	Madison
M 3	L 3-7	Michigan State	East Lansing
M 4	L 3-4	Michigan State	East Lansing

1967-68

Record: (21-10-0)

Coach Bob Johnson

Date	Result	Opponent	Site
N 24	W 11-3	Superior State	Madison
N 25	W 9-2	Superior State	Madison
D 1	W 9-2	Ohio University	Madison
D 2	W 11-2	Ohio University	Madison
D 8	L 5-6	Michigan Tech	Madison
D 9	W 4-3	Michigan Tech	Madison
D 12	L 1-2	Bowling Green	Bowling Green
D 16	W 9-0	Illinois Club	Champaign
D 28	W 11-2	Ohio State*	Minneapolis
D 29	L 0-8	Michigan*	Minneapolis
D 30	L 3-4	Michigan State*	Minneapolis
J 5	W 17-0	Western Michigan	Milwaukee
J 6	L 2-4	Minnesota-Duluth	Madison
J 9	L 2-5	Minnesota	Madison
J 12	W 11-5	St. Mary's (MN)	Madison
J 13	W 10-1	St. Mary's (MN)	Madison
J 15	W 11-2	St. John's (MN)	Madison
J 27	W 10-0	Lake Forest	Madison
J 31	L 1-7	Denver	Denver
F 2	W 4-3	Colorado College	Colo. Springs
F 3	W 6-2	Colorado College	Colo. Springs
F 9	L 2-3	Minnesota (ot)	Minneapolis
F 10	L 3-5	Minnesota	Minneapolis
F 13	W 12-2	Lake Forest	Lake Forest
F 16	W 9-3	Gustavus Adolphus	Madison
F 17	W 16-2	Notre Dame	Madison
F 22	W 11-2	Ohio State	Columbus
F 23	W 7-4	Ohio University	Athens
F 24	W 5-2	Ohio University	Athens
M 1	W 5-3	Michigan State	Madison
M 2	L 1-3	Michigan State	Madison

1968-69*

Record: (22-10-2)

Coach Bob Johnson

Date	Result	Opponent	Site
N 15	W 7-0	Pennsylvania	Madison
N 16	W 11-0	Pennsylvania	Madison
N 22	T 7-7	Michigan Tech (ot)	Houghton
N 23	W 4-3	Michigan Tech	Houghton
N 29	W 5-4	Michigan	Madison
N 30	L 3-5	Michigan	Madison
D 4	L 1-5	Minnesota	Minneapolis

D 6	L 3-4	Bowling Green	Madison
D 7	W 8-3	Bowling Green	Madison
D 13	W 7-5	North Dakota	Madison
D 14	W 11-7	North Dakota	Madison
D 20	W 6-4	Michigan State**	Detroit
D 21	L 1-4	Michigan Tech**	Detroit
D 26	L 2-3	Michigan State*	Madison
D 27	W 10-2	Ohio State*	Madison
D 28	T 3-3	Minnesota* (ot)	Madison
J 3	L 3-5	Colorado College	Madison
J 4	L 2-3	Colorado College (ot)	Madison
J 8	W 7-3	Minnesota	Madison
J 11	W 11-3	Ohio University	Madison
J 25	W 10-1	Ohio State	Madison
J 28	W 11-1	Bowling Green St.	Bowling Green
J 29	W 5-0	Ohio State	Columbus
J 30	W 10-2	Notre Dame	South Bend
J 31	W 12-0	Notre Dame	South Bend
F 7	W 2-1	Michigan State	East Lansing
F 8	L 3-4	Michigan State	East Lansing
F 14	W 5-1	Notre Dame	Milwaukee
F 15	W 10-2	Notre Dame	Madison
F 21	W 13-2	Ohio University	Athens
F 22	W 12-0	Ohio University	Athens
F 28	L 5-8	Michigan	Ann Arbor
M 1	L 0-2	Michigan	Ann Arbor
M 8	W 5-1	Lake Forest	Madison

1969-70

(23-11-0, 12-10-0 WCHA, 4th)

Coach Bob Johnson

Date	Result	Opponent	Site
N 14	W 8-4	North Dakota	Grand Forks
N 15	W 7-4	North Dakota	Grand Forks
N 28	W 4-3	Michigan	Ann Arbor
N 29	L 1-4	Michigan	Ann Arbor
D 5	W 7-3	Notre Dame	Madison
D 6	W 5-1	Notre Dame	Madison
D 12	L 3-5	Denver	Madison
D 13	L 1-4	Denver	Madison
D 21	W 4-3	Minnesota (ot)*	Ann Arbor
D 23	W 6-3	Michigan State*	Ann Arbor
D 28	W 5-3	Michigan%	St. Louis
D 29	W 4-2	Brown%	St. Louis
J 2	L 3-4	Michigan State	East Lansing
J 3	L 4-6	Michigan State	East Lansing
J 9	W 3-2	Michigan Tech (ot)	Madison
J 10	L 2-3	Michigan Tech (ot)	Madison
J 24	W 12-1	Ohio University	Madison
J 27	W 10-0	Lake Forest	Madison
J 30	W 5-4	Minnesota-Duluth	Duluth
J 31	L 2-4	Minnesota-Duluth	Duluth
F 6	W 10-1	Minnesota	Madison
F 7	L 3-5	Minnesota	Madison
F 13	W 4-2	Michigan	Madison
F 14	L 3-4	Michigan	Madison
F 20	W 5-3	Colorado College	Colo. Springs
F 21	W 4-3	Colorado College	Colo. Springs
F 27	L 1-4	Minnesota	Minneapolis
F 28	W 2-0	Minnesota	Minneapolis
M 6	W 5-0	Michigan State	East Lansing
M 7	W 4-3	Michigan State	East Lansing
M 13	W 2-1	Michigan (WCHA)	Denver
M 14	W 3-2	Denver (WCHA)	Denver
M 19	L 1-2	Cornell (NCAA)	Lake Placid
M 21	W 6-5	Michigan Tech (NCAA)	Lake Placid

NCAA Third-Place Team
WCHA Playoff Champions

1970-71

(20-13-1, 3-9-0 WCHA, 3rd)

Coach Bob Johnson

Date	Result	Opponent	Site
N 13	L 2-6	Michigan Tech	Houghton
N 14	L 2-5	Michigan Tech	Houghton
N 15	W 13-1	UW-Superior	Superior
N 20	W 9-1	Brown	Madison
N 21	W 7-2	Brown	Madison

YEAR-BY-YEAR RESULTS

N 27	W 6-3	Denver	Denver
N 28	L 4-10	Denver	Denver
D 4	W 2-1	Minnesota-Duluth	Madison
D 5	L 4-6	Minnesota-Duluth	Madison
D 11	L 4-5	Michigan (ot)	Ann Arbor
D 12	W 5-3	Michigan	Ann Arbor
D 19	L 5-6	Notre Dame	South Bend
D 20	T 3-3	Notre Dame (ot)	South Bend
D 27	W 9-0	Princeton%	St. Louis
D 28	W 7-2	Boston College%	St. Louis
J 2	L 2-3	Western Ontario\$	Troy
J 3	W 14-3	Northeastern\$	Troy
J 4	W 6-1	RPI\$	Troy
J 8	W 7-1	Colorado College	Madison
J 9	W 8-2	Colorado College	Madison
J 15	L 3-5	Michigan State	Madison
J 16	W 3-2	Michigan State	Madison
J 30	L 1-7	U.S. Nationals	Madison
F 5	L 5-6	Minnesota (ot)	Minneapolis
F 6	W 6-3	Minnesota	Minneapolis
F 12	W 7-2	Michigan	Madison
F 13	W 4-1	Michigan	Madison
F 19	W 4-1	Minnesota	Madison
F 20	W 3-2	Minnesota (ot)	Madison
F 26	L 2-4	Michigan State	East Lansing
F 27	L 5-6	Michigan State (ot)	East Lansing
M 6	W 12-1	North Dakota	Madison
M 7	W 4-2	North Dakota	Madison
M 11	L 3-4	Minnesota (WCHA)	Madison

1971-72

(27-10-1, 20-8-0 WCHA, 2nd)

Coach Bob Johnson

Date	Result	Opponent	Site
N 12	W 3-1	RPI	Madison
N 13	W 3-1	RPI	Madison
N 19	W 8-1	Michigan	Madison
N 20	W 7-2	Michigan	Madison
N 26	L 1-2	North Dakota	Grand Forks
N 27	W 3-2	North Dakota	Grand Forks
D 3	W 4-1	Michigan State	Madison
D 4	W 4-3	Michigan State	Madison
D 10	W 7-2	Colorado College	Colo. Springs
D 11	W 5-3	Colorado College	Colo. Springs
D 17	W 6-3	Michigan Tech	Madison
D 18	W 6-1	Michigan Tech	Madison
D 26	W 2-1	Harvard (ot)%	St. Louis
D 28	W 7-2	St. Louis%	St. Louis
J 1	W 6-5	Minnesota-Duluth (ot)	Duluth
J 2	L 3-4	Minnesota-Duluth	Duluth
J 7	W 9-1	Minnesota	Madison
J 8	L 0-3	Minnesota	Madison
J 14	W 6-5	Colorado College	Madison
J 15	W 7-6	Colorado College	Madison
J 28	W 5-3	Notre Dame	South Bend
J 29	W 5-3	Notre Dame	South Bend
F 4	L 2-4	Minnesota	Minneapolis
F 5	L 5-7	Minnesota	Minneapolis
F 11	W 6-4	Notre Dame	Madison
F 12	W 5-1	Notre Dame	Madison
F 18	W 5-1	Michigan	Ann Arbor
F 19	L 4-6	Michigan	Ann Arbor
F 25	W 5-0	Michigan State	East Lansing
F 27	W 6-4	Michigan State	East Lansing
M 3	L 2-4	Denver	Madison
M 4	L 2-6	Denver	Madison
M 7	L 3-5	Michigan Tech (WCHA)	Madison
M 8	W 6-1	Michigan Tech (WCHA)	Madison
M 11	T 1-1	North Dakota (ot) (WCHA)	Madison
M 12	W 5-1	North Dakota (WCHA)	Madison
M 16	L 1-4	Boston University (NCAA)	Boston
M 18	W 5-2	Denver (NCAA)	Boston

WCHA Playoff Champions

1972-73

(29-9-2, 18-9-2 WCHA, 3rd)

Coach Bob Johnson

Date	Result	Opponent	Site
N 3	L 6-10	Colorado College	Colo. Springs
N 4	W 5-0	Colorado College	Colo. Springs
N 10	W 13-1	Colgate	Madison
N 11	W 13-3	Colgate	Madison
N 17	W 6-3	Colorado College	Madison
N 18	W 5-3	Colorado College	Madison
N 24	W 5-3	Michigan	Ann Arbor
N 25	W 7-2	Michigan	Ann Arbor
D 1	W 5-4	Notre Dame (ot)	Madison
D 2	W 5-3	Notre Dame	Madison
D 8	W 6-3	Michigan	Madison
D 9	W 10-4	Michigan	Madison
D 22	T 4-4	Minnesota (ot)	Minneapolis
D 23	L 2-4	Minnesota	Minneapolis
D 28	W 6-2	Colorado College%	St. Louis
D 30	W 5-1	Minnesota%	St. Louis
J 5	W 3-2	Denver	Denver
J 6	L 1-2	Denver	Denver
J 12	W 4-3	Michigan State	East Lansing
J 13	L 5-7	Michigan State	East Lansing
J 19	W 5-4	Clarkson (ot)	Madison
J 20	W 8-3	Clarkson	Madison
J 26	W 8-3	North Dakota	Madison
J 27	W 4-3	North Dakota	Madison
F 2	L 1-7	Michigan Tech	Houghton
F 3	L 3-5	Michigan Tech	Houghton
F 9	W 5-2	Michigan State	Madison
F 10	W 6-4	Michigan State	Madison
F 16	W 6-2	Minnesota-Duluth	Madison
F 17	W 9-2	Minnesota-Duluth	Madison
F 23	L 5-8	Notre Dame	South Bend
F 24	L 3-4	Notre Dame	South Bend
M 2	L 3-4	Minnesota	Madison
M 3	W 3-0	Minnesota	Madison
M 5	W 8-6	Minnesota (WCHA)	Madison
M 6	W 6-4	Minnesota (WCHA)	Madison
M 9	T 4-4	Notre Dame (ot)(WCHA)	South Bend
M 10	W 4-3	Notre Dame (WCHA)	South Bend
M 16	W 6-5	Cornell (ot) (NCAA)	Boston
M 17	W 4-2	Denver (NCAA)	Boston

**NCAA Champions
WCHA Playoff Champions**

1973-74

(18-13-5, 12-11-5 WCHA, 5th)

Coach Bob Johnson

Date	Result	Opponent	Site
O 26	W 7-4	Western Ontario	Madison
O 27	W 5-3	Western Ontario	Madison
N 2	W 3-2	Minnesota	Minneapolis
N 3	W 8-2	Minnesota	Minneapolis
N 9	W 4-3	Colorado College	Madison
N 10	W 8-3	Colorado College	Madison
N 16	W 6-2	Notre Dame	South Bend
N 17	L 4-6	Notre Dame	South Bend
N 20	W 8-7	UW-Superior (ot)	Madison
N 23	W 8-4	Michigan	Ann Arbor
N 24	L 1-4	Michigan	Ann Arbor
N 30	T 6-6	Michigan State (ot)	Madison
D 1	W 4-2	Michigan State	Madison
D 7	T 3-3	Denver (ot)	Madison
D 8	L 4-5	Denver (ot)	Madison
D 28	W 10-4	Yale	Madison
D 29	W 7-3	Yale	Madison
J 4	L 4-5	Michigan State	East Lansing
J 5	L 6-7	Michigan State	East Lansing
J 11	L 1-4	Michigan Tech	Madison
J 12	L 4-6	Michigan Tech	Madison
J 18	L 2-3	Michigan (ot)	Madison

J 19	W 6-3	Michigan	Madison
J 25	W 6-3	Minnesota-Duluth	Duluth
J 26	L 1-4	Minnesota-Duluth	Duluth
F 1	T 4-4	Colorado College (ot)	Colo. Springs
F 2	W 8-3	Colorado College	Colo. Springs
F 8	T 3-3	Minnesota (ot)	Madison
F 9	T 4-4	Minnesota (ot)	Madison
F 12	L 4-8	St. Louis	Madison
F 22	L 4-5	North Dakota (ot)	Grand Forks
F 23	W 7-1	North Dakota	Grand Forks
M 1	W 4-3	Notre Dame	Madison
M 2	L 1-5	Notre Dame	Madison
M 5	L 1-4	Michigan State (WCHA)	East Lansing
M 6	W 4-3	Michigan State (WCHA)	East Lansing

1974-75

(24-12-2, 19-11-2 WCHA, 4th)

Coach Bob Johnson

Date	Result	Opponent	Site
O 18	W 6-5	Vermont	Madison
O 19	W 6-1	Vermont	Madison
O 25	W 5-4	Notre Dame	Madison
O 26	L 3-5	Notre Dame	Madison
N 1	W 5-2	Michigan	Ann Arbor
N 2	L 1-8	Michigan	Ann Arbor
N 15	W 4-2	Minnesota-Duluth	Madison
N 16	W 7-5	Minnesota-Duluth	Madison
N 22	W 4-3	Michigan State	Madison
N 23	W 5-4	Michigan State	Madison
N 29	W 7-3	Denver	Denver
N 30	W 6-5	Denver (ot)	Denver
D 6	W 7-4	Colorado College	Colo. Springs
D 7	L 2-5	Colorado College	Colo. Springs
D 20	W 8-2	RPI	Madison
D 21	W 7-3	RPI	Madison
D 27	W 2-1	Minnesota	Madison
D 28	L 1-4	Minnesota	Madison
J 3	L 2-4	Minnesota	Minneapolis
J 4	L 1-3	Minnesota	Minneapolis
J 10	W 6-4	Minnesota-Duluth	Duluth
J 11	L 5-8	Minnesota-Duluth	Duluth
J 17	W 3-1	Michigan	Madison
J 18	L 3-6	Michigan	Madison
J 24	W 5-3	Colorado College	Madison
J 25	L 4-6	Colorado College	Madison
J 31	W 8-7	North Dakota	Grand Forks
F 1	T 2-2	North Dakota (ot)	Grand Forks
F 7	W 9-2	Denver	Madison
F 8	W 5-3	Denver	Madison
F 14	L 1-3	Michigan State	East Lansing
F 15	W 7-5	Michigan State	East Lansing
F 21	W 4-0	Michigan Tech	Madison
F 22	L 2-4	Michigan Tech	Madison
F 28	T 3-3	Notre Dame (ot)	South Bend
M 1	W 9-2	Notre Dame	South Bend
M 4	W 5-4	Michigan State (WCHA)	Madison
M 5	L 4-7	Michigan State (WCHA)	Madison

1975-76

(12-24-2, 11-19-2 WCHA, 7th)

Coach Bill Rothwell

Date	Result	Opponent	Site
O 17	L 1-3	U.S. Olympic Team	Madison
O 18	L 1-6	U.S. Olympic Team	Madison
O 31	L 1-3	St. Louis	St. Louis
N 2	W 5-2	St. Louis	St. Louis
N 7	L 4-5	Michigan State	Madison
N 8	L 5-6	Michigan State (ot)	Madison
N 14	L 6-9	Minnesota-Duluth	Duluth
N 15	L 2-4	Minnesota-Duluth	Duluth
N 21	L 5-6	Colorado College	Madison
N 22	W 6-3	Colorado College	Madison
N 28	W 4-2	Minnesota	Minneapolis
N 29	L 1-6	Minnesota	Minneapolis
D 5	L 2-5	Notre Dame	South Bend
D 6	T 2-2	Notre Dame (ot)	South Bend
D 12	L 4-8	Michigan	Madison
D 13	L 3-8	Michigan	Madison
J 2	W 6-3	Denver	Denver

YEAR-BY-YEAR RESULTS

J 3	W 7-5	Denver	Denver
J 9	L 5-6	North Dakota (ot)	Madison
J 10	L 2-5	North Dakota	Madison
J 16	W 10-4	Minnesota-Duluth	Madison
J 17	L 2-3	Minnesota-Duluth	Madison
J 23	W 5-1	Michigan Tech	Madison
J 24	L 4-5	Michigan Tech	Madison
J 30	L 4-5	Michigan State (ot)	East Lansing
J 31	L 3-5	Michigan State	East Lansing
F 6	W 4-3	Colorado College (ot)	Colo. Springs
F 7	T 2-2	Colorado College (ot)	Colo. Springs
F 13	L 4-5	Minnesota (ot)	Madison
F 14	W 9-3	Minnesota	Madison
F 20	W 4-3	Michigan	Ann Arbor
F 21	L 4-7	Michigan	Ann Arbor
F 27	L 3-9	Michigan Tech	Houghton
F 28	L 6-9	Michigan Tech	Houghton
M 6	W 5-3	Notre Dame	Madison
M 7	W 4-1	Notre Dame	Madison
M 10	L 4-6	Michigan State (WCHA)	East Lansing
M 11	L 4-6	Michigan State (WCHA)	East Lansing

1976-77

(37-7-1, 26-5-1 WCHA, 1st)
Coach Bob Johnson

Date	Result	Opponent	Site
O 15	L 6-7	Michigan (ot)	Madison
O 16	W 7-6	Michigan (ot)	Madison
O 22	W 11-2	Western Ontario	Madison
O 23	W 8-4	Western Ontario	Madison
N 5	W 5-4	Minnesota-Duluth	Duluth
N 6	W 7-1	Minnesota-Duluth	Duluth
N 12	W 6-5	Colorado College	Madison
N 13	W 5-4	Colorado College	Madison
N 19	L 2-5	Michigan State	East Lansing
N 20	W 8-0	Michigan State	East Lansing
N 26	L 1-4	Notre Dame	Madison
N 27	W 4-3	Notre Dame	Madison
D 3	W 4-3	Minnesota (ot)	Minneapolis
D 4	W 7-2	Minnesota	Minneapolis
D 10	W 6-2	North Dakota	Madison
D 11	W 11-6	North Dakota	Madison
D 29	L 3-4	Harvard	Madison
D 30	W 7-5	Harvard	Madison
D 31	L 1-2	Spartak (USSR)•	Madison
J 7	W 7-1	Minnesota	Madison
J 8	L 4-5	Minnesota	Madison
J 14	W 7-6	North Dakota (ot)	Grand Forks
J 15	W 8-7	North Dakota (ot)	Grand Forks
J 21	W 6-3	Colorado College	Colo. Springs
J 22	W 4-1	Colorado College	Colo. Springs
J 28	W 10-6	Michigan State	Madison
J 29	W 9-2	Michigan State	Madison
F 4	W 3-2	Michigan	Ann Arbor
F 5	W 11-8	Michigan	Ann Arbor
F 11	W 8-4	Michigan Tech	Madison
F 12	W 4-3	Michigan Tech	Madison
F 18	W 7-4	Minnesota-Duluth	Madison
F 19	W 6-4	Minnesota-Duluth	Madison
F 25	L 3-6	Denver	Denver
F 26	W 5-2	Denver	Denver
M 4	W 8-3	Notre Dame	South Bend
M 5	T 3-3	Notre Dame (ot)	South Bend
M 9	W 3-1	Colo. College (WCHA)	Madison
M 10	W 3-1	Colo. College (WCHA)	Madison
M 12	W 9-5	Minnesota (WCHA)	Madison
M 13	W 8-3	Minnesota (WCHA)	Madison
M 16	W 4-0	Michigan (WCHA)	Madison
M 17	W 5-4	Michigan (WCHA)	Madison
M 25	W 4-3	New Hampshire (ot) (NCAA)	Detroit
M 26	W 6-5	Michigan (ot) (NCAA)	Detroit

NCAA Champions
WCHA Champions
WCHA Playoff Champions

1977-78

(28-12-3, 21-9-2 WCHA, 2nd)
Coach Bob Johnson

Date	Result	Opponent	Site
O 21	T 3-3	St. Louis (ot)	Madison
O 22	W 3-2	St. Louis	Madison
O 28	L 5-6	Michigan Tech (ot)	Houghton
O 29	W 10-4	Michigan Tech	Houghton
N 4	W 8-6	Colorado College	Madison
N 5	L 4-5	Colorado College	Madison
N 11	W 6-1	Notre Dame	South Bend
N 12	W 5-1	Notre Dame	South Bend
N 18	W 4-3	Minnesota-Duluth	Madison
N 19	W 6-2	Minnesota-Duluth	Madison
N 25	W 4-1	Minnesota	Madison
N 26	W 5-3	Minnesota	Madison
D 2	L 3-11	Michigan	Ann Arbor
D 3	L 3-7	Michigan	Ann Arbor
D 9	W 6-2	Michigan State	East Lansing
D 10	W 7-3	Michigan State	East Lansing
D 29	W 5-3	St. Lawrence	Madison
D 30	W 3-2	St. Lawrence	Madison
D 31	L 3-5	Russia-Dynamo•	Madison
J 6	W 8-2	Michigan	Madison
J 7	W 5-4	Michigan	Madison
J 13	T 3-3	Minnesota-Duluth (ot)	Duluth
J 14	W 5-4	Minnesota-Duluth	Duluth
J 20	T 5-5	Michigan State (ot)	Madison
J 21	W 8-2	Michigan State	Madison
J 27	W 10-2	Michigan Tech	Madison
J 28	L 4-5	Michigan Tech	Madison
F 2	W 5-4	Colorado College (ot)	Colo. Springs
F 3	W 4-3	Colorado College	Colo. Springs
F 10	L 1-5	Denver	Madison
F 11	L 2-3	Denver	Madison
F 17	L 2-3	Minnesota (ot)	Minneapolis
F 18	W 3-1	Minnesota	Minneapolis
F 24	W 7-5	North Dakota	Grand Forks
F 25	L 2-4	North Dakota	Grand Forks
M 4	W 5-2	Notre Dame	Madison
M 5	W 12-1	Notre Dame	Madison
M 10	W 9-2	Minnesota-Duluth (WCHA)	Madison
M 11	W 5-4	Minnesota-Duluth (WCHA)	Madison
M 14	W 4-3	Michigan Tech (WCHA)	Madison
M 15	W 7-4	Michigan Tech (WCHA)	Madison
M 23	L 2-5	Boston University (NCAA)	Providence
M 24	L 3-4	Bowling Green (NCAA)	Providence

WCHA Playoff Champions

1978-79

(25-13-3, 19-11-2 WCHA, T3rd)
Coach Bob Johnson

Date	Result	Opponent	Site
O 20	W 8-3	Western Ontario	Madison
O 21	W 4-2	Western Ontario	Madison
O 27	L 4-8	Minnesota	Minneapolis
O 28	W 6-5	Minnesota	Minneapolis
N 3	W 4-2	Colorado College	Madison
N 4	L 2-5	Colorado College	Madison
N 10	L 5-6	Michigan	Madison
N 11	W 9-4	Michigan	Madison
N 17	W 2-1	North Dakota (ot)	Grand Forks
N 18	L 1-3	North Dakota	Grand Forks
N 24	T 3-3	Minnesota-Duluth (ot)	Madison
N 25	W 6-3	Minnesota-Duluth	Madison
D 1	L 5-6	Michigan State	East Lansing
D 2	W 5-1	Michigan State	East Lansing
D 8	L 2-8	Notre Dame	South Bend
D 9	W 7-6	Notre Dame (ot)	South Bend
D 29	W 4-3	New Hampshire (ot)	Madison
D 30	W 7-3	New Hampshire	Madison
D 31	L 3-5	Soviet Traktor•	Madison
J 5	W 6-4	Michigan State	Madison
J 6	W 13-3	Michigan State	Madison
J 12	L 5-8	Michigan Tech	Houghton
J 13	W 5-2	Michigan Tech	Houghton
J 19	L 2-3	Minnesota	Madison
J 20	W 4-3	Minnesota	Madison
J 26	T 5-5	Minnesota-Duluth (ot)	Duluth

J 27	L 6-10	Minnesota-Duluth	Duluth
F 2	W 5-4	Denver (ot)	Madison
F 3	W 10-4	Denver	Madison
F 9	L 3-7	North Dakota	Madison
F 10	L 4-7	North Dakota	Madison
F 16	W 8-3	Michigan	Ann Arbor
F 17	W 6-4	Michigan	Ann Arbor
F 23	W 4-1	Colorado College	Colo. Springs
F 24	W 8-6	Colorado College	Colo. Springs
M 2	W 2-0	Notre Dame	Madison
M 3	W 7-3	Notre Dame	Madison
M 6	W 11-5	Notre Dame (WCHA)	Madison
M 7	W 5-2	Notre Dame (WCHA)	Madison
M 10	L 2-4	North Dakota (WCHA)	Grand Forks
M 11	T 7-7	North Dakota (ot) (WCHA)	Grand Forks

1979-80

(15-20-1, 12-18-0 WCHA, 9th)
Coach Bob Johnson

Date	Result	Opponent	Site
O 20	W 3-2	Miami (OH)	Madison
O 26	W 6-5	Michigan Tech	Houghton
O 27	L 4-6	Michigan Tech	Houghton
N 2	W 6-4	Michigan State	East Lansing
N 3	L 4-5	Michigan State	East Lansing
N 9	L 7-8	Minnesota-Duluth	Madison
N 10	W 7-3	Minnesota-Duluth	Madison
N 16	W 8-4	Michigan	Madison
N 17	W 2-0	Michigan	Madison
N 23	L 5-6	Minnesota	Minneapolis
N 24	L 2-7	Minnesota	Minneapolis
N 30	W 5-2	Notre Dame	Madison
D 1	L 3-4	Notre Dame	Madison
D 7	L 4-5	Colorado College (ot)	Madison
D 8	W 5-4	Colorado College	Madison
D 28	L 0-1	Michigan Tech**	Detroit
D 29	W 10-4	Michigan State**	Detroit
D 31	L 2-7	Torpedo Gorky•	Madison
J 2	L 4-7	Torpedo Gorky•	Madison
J 4	T 3-3	Clarkson (ot)	Madison
J 5	W 6-2	Clarkson	Madison
J 11	W 7-2	Denver	Madison
J 12	W 6-4	Denver	Madison
J 15	L 2-6	US Olympic Team•	Bloomington
J 18	L 5-6	Michigan	Ann Arbor
J 19	L 4-8	Michigan	Ann Arbor
J 22	L 2-4	US Olympic Team	Madison
J 25	L 4-5	Michigan State	Madison
J 26	W 9-2	Michigan State	Madison
F 2	L 3-4	Notre Dame	South Bend
F 3	W 7-5	Notre Dame	South Bend
F 8	L 4-6	Minnesota	Madison
F 9	L 6-7	Minnesota	Madison
F 15	L 3-5	Minnesota-Duluth	Duluth
F 16	L 4-8	Minnesota-Duluth	Duluth
F 22	W 6-2	Colorado College	Colo. Springs
F 23	L 6-7	Colorado College (ot)	Colo. Springs
F 29	L 1-8	North Dakota	Madison
M 1	L 3-4	North Dakota	Madison

1980-81

(27-14-1, 17-11-0 WCHA, 2nd)
Coach Bob Johnson

Date	Result	Opponent	Site
O 17	W 7-3	Western Michigan	Madison
O 18	W 5-4	Western Michigan	Madison
O 24	W 5-3	Denver	Denver
O 25	L 3-5	Denver	Denver
O 31	W 6-4	Colorado College	Madison
N 1	W 7-5	Colorado College	Madison
N 7	W 8-2	Ferris State	Madison
N 8	W 4-2	Ferris State	Madison
N 14	L 4-5	Notre Dame (ot)	Madison
N 15	W 4-0	Notre Dame	Madison
N 21	W 5-3	Michigan	Ann Arbor
N 22	L 1-3	Michigan	Ann Arbor
N 28	L 4-5	Minnesota (ot)	Madison
N 29	W 8-3	Minnesota	Madison
D 5	L 2-3	Minnesota-Duluth	Duluth

YEAR-BY-YEAR RESULTS

D 6	W 5-3	Minnesota-Duluth	Duluth
D 28	W 10-5	Yale	Madison
D 29	W 12-1	Yale	Madison
J 2	L 4-6	RPI	Madison
J 3	L 5-6	RPI	Madison
J 9	W 8-5	Michigan	Madison
J 10	W 4-3	Michigan	Madison
J 16	L 3-6	Minnesota	Minneapolis
J 17	L 4-8	Minnesota	Minneapolis
J 23	W 7-2	Minnesota-Duluth	Madison
J 24	W 4-3	Minnesota-Duluth	Madison
J 30	L 3-5	Michigan Tech	Madison
J 31	W 6-2	Michigan Tech	Madison
F 6	W 10-1	North Dakota	Grand Forks
F 7	W 5-4	North Dakota	Grand Forks
F 13	W 4-3	Colorado College (ot)	Colo. Springs
F 14	L 2-4	Colorado College	Colo. Springs
F 20	L 3-5	Michigan State	Madison
F 21	W 5-4	Michigan State	Madison
F 27	L 2-4	Notre Dame	South Bend
F 28	W 7-0	Notre Dame	South Bend
M 7	W 8-2	Colorado College (WCHA)	Madison
M 8	L 4-11	Colorado College (WCHA)	Madison
M 20	W 3-2	Clarkson (NCAA)	Potsdam
M 21	T 6-6	Clarkson (ot) (NCAA)	Potsdam
M 27	W 5-1	Northern Michigan (NCAA)	Duluth
M 28	W 6-3	Minnesota (NCAA)	Duluth

NCAA Champions

1981-82

(35-11-1, 18-7-1 WCHA, 2nd)

Coach Bob Johnson

Date	Result	Opponent	Site
O 16	W 20-0	Windsor	Madison
O 17	W 6-2	Windsor	Madison
O 23	W 8-4	Bowling Green	Madison
O 24	W 9-3	Bowling Green	Madison
O 30	W 6-1	Minnesota-Duluth	Duluth
O 31	W 6-1	Minnesota-Duluth	Duluth
N 6	W 4-1	Minnesota	Madison
N 7	T 6-6	Minnesota (ot)	Madison
N 13	W 10-1	Western Ontario	Madison
N 14	W 7-1	Western Ontario	Madison
N 18	W 6-3	Colorado College	Madison
N 20	W 6-3	Colorado College	Madison
N 21	W 7-2	Colorado College	Madison
N 27	W 9-2	Western Michigan	Kalamazoo
N 28	L 2-3	Western Michigan	Kalamazoo
D 4	W 6-3	Minnesota	Minneapolis
D 5	L 4-6	Minnesota	Minneapolis
D 11	W 3-2	Chicago Circle	Madison
D 19	L 2-8	USSR Jr. Nationals*	Madison
D 28	W 5-4	Providence	Madison
D 29	L 0-4	Providence	Madison
J 2	W 5-3	Northern Michigan	Madison
J 3	W 7-1	Northern Michigan	Madison
J 8	W 8-3	Minnesota-Duluth	Madison
J 9	W 4-3	Minnesota-Duluth (ot)	Madison
J 15	W 3-2	Denver	Denver
J 16	W 2-1	Denver (ot)	Denver
J 20	W 6-1	Colorado College	Colo. Springs
J 22	W 7-6	Colorado College	Colo. Springs
J 23	W 9-6	Colorado College	Colo. Springs
J 29	L 0-3	North Dakota	Madison
J 30	W 3-0	North Dakota	Madison
F 5	L 2-4	Denver	Madison
F 6	W 4-0	Denver	Madison
F 12	L 1-2	Minnesota (ot)	Madison
F 13	W 5-0	Minnesota	Madison
F 19	L 4-5	North Dakota (ot)	Grand Forks
F 20	L 1-3	North Dakota	Grand Forks
F 26	L 8-9	Minnesota-Duluth	Duluth
F 27	W 8-6	Minnesota-Duluth	Duluth
M 9	L 3-4	Minnesota (WCHA)	Madison
M 10	W 6-2	Minnesota (WCHA)	Madison
M 13	W 9-0	North Dakota (WCHA)	Grand Forks
M 14	W 3-1	North Dakota (WCHA)	Grand Forks
M 20	W 6-1	Harvard (NCAA)	Madison
M 21	W 4-3	Harvard (NCAA)	Madison
M 26	W 5-0	New Hampshire (NCAA)	Providence
M 27	L 2-5	North Dakota (NCAA)	Providence

NCAA Runners-up WCHA Playoff Champions

1982-83

(33-10-4, 15-9-2 WCHA, 3rd)

Coach Jeff Sauer

Date	Result	Opponent	Site
O 15	W 4-3	Bowling Green	Bowling Green
O 16	T 4-4	Bowling Green (ot)	Bowling Green
O 22	L 2-4	Dalhousie	Madison
O 23	W 13-4	Dalhousie	Madison
O 29	T 4-4	Minnesota (ot)	Minneapolis
O 30	L 8-9	Minnesota	Minneapolis
N 3	W 7-4	Colorado College	Madison
N 5	W 9-1	Colorado College	Madison
N 6	W 5-1	Colorado College	Madison
N 12	W 4-3	Minnesota	Madison
N 13	L 1-5	Minnesota	Madison
N 19	L 2-6	North Dakota	Grand Forks
N 20	L 0-4	North Dakota	Grand Forks
N 24	W 3-2	Illinois-Chicago (ot)	Chicago
N 26	W 13-1	Air Force	Madison
N 27	W 14-0	Air Force	Madison
D 3	L 3-5	Minnesota-Duluth	Madison
D 4	W 7-2	Minnesota-Duluth	Madison
D 10	W 6-4	U.S. Nationals*	Madison
D 28	W 7-5	Lake Superior State	Madison
D 30	W 4-3	Lake Superior State	Madison
J 2	W 2-0	Boston University	Madison
J 3	W 5-2	Boston University	Madison
J 7	W 7-4	Minnesota-Duluth	Madison
J 8	W 6-2	Minnesota-Duluth	Madison
J 14	W 8-0	Denver	Denver
J 15	W 8-4	Denver	Denver
J 19	W 4-1	Colorado College	Colo. Springs
J 21	W 8-3	Colorado College	Colo. Springs
J 22	L 1-3	Colorado College	Colo. Springs
J 28	T 2-2	North Dakota (ot)	Madison
J 29	L 2-3	North Dakota	Madison
F 4	L 3-6	Minnesota-Duluth	Duluth
F 5	W 3-1	Minnesota-Duluth	Duluth
F 11	W 4-1	Denver	Madison
F 12	W 5-3	Denver	Madison
F 18	W 7-3	Minnesota	Minneapolis
F 19	L 1-5	Minnesota	Minneapolis
F 25	W 3-2	Colorado College (WCHA)	Madison
F 26	W 5-2	Colorado College (WCHA)	Madison
M 4	T 1-1	North Dakota (WCHA)	Grand Forks
M 5	W 6-5	North Dakota (3ot)(WCHA)	Grand Forks
M 12	W 5-1	Minnesota (WCHA)	Minneapolis
M 13	W 3-2	Minnesota (WCHA)	Minneapolis
M 19	W 6-2	St. Lawrence (NCAA)	Madison
M 20	W 7-1	St. Lawrence (NCAA)	Madison
M 24	W 2-0	Providence (NCAA)	Grand Forks
M 26	W 6-2	Harvard (NCAA)	Grand Forks

NCAA Champions WCHA Playoff Champions

1983-84

(21-17-1, 11-14-1 WCHA, 4th)

Coach Jeff Sauer

Date	Result	Opponent	Site
O 14	L 3-4	RPI	Madison
O 15	W 3-2	RPI	Madison
O 21	L 2-5	North Dakota	Madison
O 22	L 2-3	North Dakota	Madison
O 28	L 3-5	Minnesota	Minneapolis
O 29	L 6-7	Minnesota	Minneapolis
N 4	W 6-4	Denver	Denver
N 5	W 7-4	Denver	Denver
N 11	W 3-1	Minnesota	Madison
N 12	W 9-0	Minnesota	Madison
N 15	W 10-4	Illinois-Chicago	Chicago

N 18	W 2-1	Colorado College	Colo. Springs
N 19	W 3-2	Colorado College	Colo. Springs
N 25	W 9-3	Illinois-Chicago	Madison
N 26	W 7-3	Illinois-Chicago	Madison
D 2	L 5-6	Minnesota-Duluth (ot)	Madison
D 3	L 1-4	Minnesota-Duluth	Madison
D 17	L 4-5	West German Nationals*	Madison
D 22	L 5-6	Colorado College (ot)	Madison
D 23	L 3-4	Colorado College	Madison
D 29	W 4-2	U.S. International	Madison
D 30	W 9-4	U.S. International	Madison
J 3	W 2-1	Northern Michigan	Madison
J 4	W 5-4	Northern Michigan (ot)	Madison
J 6	L 1-4	U.S. Olympic Team	Madison
J 7	W 4-2	U.S. Olympic Team	Madison
J 13	L 1-7	Minnesota-Duluth	Duluth
J 14	L 4-6	Minnesota-Duluth	Duluth
J 20	L 5-6	Denver	Denver
J 21	W 10-4	Denver	Denver
J 27	W 5-4	Minnesota	Madison
J 28	L 1-4	Minnesota	Madison
F 3	T 3-3	North Dakota (ot)	Grand Forks
F 4	W 6-4	North Dakota	Grand Forks
F 10	W 4-3	Denver (ot)	Madison
F 11	W 6-4	Denver	Madison
F 17	L 2-4	Minnesota-Duluth	Duluth
F 18	L 1-6	Minnesota-Duluth	Duluth
F 25	W 5-3	Denver (WCHA)	Madison
F 26	W 8-5	Denver (WCHA)	Madison
M 2	L 3-6	Minnesota-Duluth (WCHA)	Duluth
M 3	L 0-9	Minnesota-Duluth (WCHA)	Duluth

1984-85

(25-17-0, 20-14-0 WCHA, 3rd)

Coach Jeff Sauer

Date	Result	Opponent	Site
O 12	L 5-6	Boston University	Madison
O 13	L 2-4	Boston University	Madison
O 19	W 7-2	U.S. International	Madison
O 20	W 7-2	U.S. International	Madison
O 26	L 5-6	Providence (ot)	Providence
O 27	W 5-2	Providence	Providence
N 2	L 2-8	Northern Michigan	Marquette
N 3	L 5-9	Northern Michigan	Marquette
N 9	W 7-4	Lowell	Madison
N 10	W 8-3	Lowell	Madison
N 16	L 2-4	Minnesota-Duluth	Duluth
N 17	L 1-6	Minnesota-Duluth	Duluth
N 23	W 7-6	Yale	Madison
N 24	L 2-3	Yale	Madison
N 30	W 6-5	North Dakota (ot)	Madison
D 1	W 3-2	North Dakota	Madison
D 7	W 4-1	Maine	Orono
D 8	W 8-6	Maine	Orono
D 13	W 6-3	Michigan Tech	Madison
D 14	L 4-5	Michigan Tech	Madison
D 28	W 9-1	Northeastern	Madison
D 29	W 4-2	Northeastern	Madison
D 31	L 3-7	Spartak-Moscow*	Madison
J 4	L 2-5	Boston College	Madison
J 5	L 2-6	Boston College	Madison
J 11	L 5-6	Minnesota	Minneapolis
J 12	W 5-4	Minnesota (ot)	Minneapolis
J 18	W 8-7	Denver (ot)	Denver
J 19	L 3-10	Denver	Denver
J 25	W 8-6	New Hampshire	Durham
J 26	W 10-5	New Hampshire	Durham
F 1	W 7-2	Colorado College	Madison
F 2	W 4-2	Colorado College	Madison
F 8	L 4-5	Minnesota-Duluth	Madison
F 9	L 1-8	Minnesota-Duluth	Madison
F 15	W 6-1	Northern Michigan	Madison
F 16	W 7-2	Northern Michigan	Madison
F 22	W 4-3	Michigan Tech	Houghton
F 23	W 7-3	Michigan Tech	Houghton
M 2	W 2-1	Colorado College (WCHA)	Madison
M 3	W 7-3	Colorado College (WCHA)	Madison
M 9	L 0-6	Minnesota (WCHA)	Minneapolis
M 10	L 7-8	Minnesota (WCHA)	Minneapolis

YEAR-BY-YEAR RESULTS

1985-86

(27-15-0, 23-11-0 WCHA, 3rd)

Coach Jeff Sauer

Date	Result	Opponent	Site
O 11	L 4-5	Western Michigan	Madison
O 12	L 4-6	Western Michigan	Madison
O 18	L 2-4	Denver	Madison
O 19	W 6-2	Denver	Madison
O 26	W 5-3	Lowell	Lowell
O 27	W 6-3	Lowell	Lowell
N 1	W 5-3	Minnesota-Duluth	Madison
N 2	W 4-3	Minnesota-Duluth	Madison
N 8	W 5-4	Boston College	Boston
N 9	L 5-6	Boston College	Boston
N 15	L 5-8	Northeastern	Boston
N 16	W 6-5	Northeastern	Boston
N 22	W 8-1	North Dakota	Madison
N 23	W 6-2	North Dakota	Madison
N 29	W 7-3	New Hampshire	Madison
N 30	W 7-4	New Hampshire	Madison
D 6	L 4-5	Minnesota (ot)	Minneapolis
D 7	L 2-6	Minnesota	Minneapolis
D 21	W 5-4	Harvard	Madison
D 22	W 5-4	Harvard	Madison
D 29	L 4-7	Boston University	Boston
D 30	W 6-3	Boston University	Boston
J 3	W 4-3	Providence	Madison
J 4	W 4-3	Providence (ot)	Madison
J 10	W 9-2	Maine	Madison
J 11	W 5-4	Maine (ot)	Madison
J 17	L 2-8	North Dakota	Grand Forks
J 18	L 4-6	North Dakota	Grand Forks
J 24	W 7-5	Colorado College	Colo. Springs
J 25	W 2-1	Colorado College	Colo. Springs
J 31	W 7-4	Minnesota	Madison
F 1	W 6-4	Minnesota	Madison
F 7	W 7-3	Minnesota-Duluth	Duluth
F 8	L 3-5	Minnesota-Duluth	Duluth
F 14	L 3-7	Northern Michigan	Madison
F 15	W 6-0	Northern Michigan	Madison
F 21	W 7-5	Michigan Tech	Houghton
F 22	L 3-4	Michigan Tech (ot)	Houghton
M 1	W 6-2	North Dakota (WCHA)	Madison
M 2	W 6-5	North Dakota (WCHA)	Madison
M 8	L 1-4	Minnesota (WCHA)	Minneapolis
M 9	L 3-7	Minnesota (WCHA)	Minneapolis

1986-87

(23-18-1, 17-17-1 WCHA, T3rd)

Coach Jeff Sauer

Date	Result	Opponent	Site
O 10	W 6-1	Northern Michigan	Madison
O 11	L 2-6	Northern Michigan	Madison
O 17	L 3-6	Michigan Tech	Houghton
O 18	W 5-2	Michigan Tech	Houghton
O 24	L 2-3	Minnesota (ot)	Madison
O 25	W 5-2	Minnesota	Madison
O 31	L 4-9	North Dakota	Grand Forks
N 1	L 2-6	North Dakota	Grand Forks
N 7	W 3-2	Colorado College (ot)	Madison
N 8	W 3-2	Colorado College (ot)	Madison
N 14	L 1-2	Minnesota-Duluth (ot)	Duluth
N 15	W 5-2	Minnesota-Duluth	Duluth
N 21	T 2-2	Denver (ot)	Denver
N 22	L 6-8	Denver	Denver
N 28	W 5-1	Yale	Madison
N 30	W 6-4	New Hampshire	Madison
D 5	W 7-5	Maine	Orono
D 6	L 3-4	Lowell	Lowell
D 20	L 2-5	Denver	Madison
D 21	L 3-10	Denver	Madison
D 28	W 5-2	Cornell	Madison
D 29	W 7-5	Cornell	Madison
J 2	W 7-1	Boston University	Madison
J 4	W 6-5	Boston College	Madison
J 9	W 3-2	Minnesota-Duluth (ot)	Madison
J 10	L 1-2	Minnesota-Duluth	Madison
J 16	W 3-2	Northeastern	Boston
J 17	W 6-3	Providence	Providence
J 23	W 4-3	Colorado College	Colo. Springs

J 24	L 3-5	Colorado College	Colo. Springs
J 30	L 4-5	North Dakota	Madison
J 31	L 1-2	North Dakota	Madison
F 6	W 5-3	Northern Michigan	Marquette
F 7	L 3-5	Northern Michigan	Marquette
F 10	W 4-3	Michigan Tech	Madison
F 11	W 3-2	Michigan Tech	Madison
F 20	L 2-5	Minnesota	Minneapolis
F 21	L 2-5	Minnesota	Minneapolis
F 28	W 4-2	Northern Michigan (WCHA)	Madison
M 1	W 6-2	Northern Michigan (WCHA)	Madison
M 6	W 2-1	Minnesota (WCHA)	Minneapolis
M 7	L 4-8	Minnesota (WCHA)	Minneapolis

1987-88

(30-13-2, 22-12-1 WCHA, 2nd)

Coach Jeff Sauer

Date	Result	Opponent	Site
O 9	W 6-2	Northern Michigan	Madison
O 10	W 6-5	Northern Michigan	Madison
O 16	L 3-8	Denver	Denver
O 17	L 5-6	Denver	Denver
O 23	W 4-0	Michigan Tech	Madison
O 24	W 9-2	Michigan Tech	Madison
O 30	L 3-5	Minnesota	Minneapolis
O 31	L 4-5	Minnesota (ot)	Minneapolis
N 6	W 3-2	Denver	Madison
N 7	W 7-2	Denver	Madison
N 13	L 3-4	North Dakota	Grand Forks
N 14	W 5-4	North Dakota	Grand Forks
N 20	W 10-4	Colorado College	Madison
N 21	L 1-2	Colorado College	Madison
N 27	W 5-2	Providence	Madison
N 29	W 7-4	Northeastern	Madison
D 4	W 4-1	Michigan Tech	Houghton
D 5	W 4-2	Michigan Tech	Houghton
D 7	L 3-7	US Olympic Team Σ	Madison
D 8	L 2-4	Soviet Selects Σ	Madison
D 29	W 6-0	Michigan**	Detroit
D 30	W 4-3	Michigan State**	Detroit
J 2	L 1-7	Maine	Madison
J 4	W 6-4	Lowell	Madison
J 8	W 10-4	Minnesota-Duluth	Madison
J 9	L 2-3	Minnesota-Duluth	Madison
J 13	L 6-10	Boston University	Boston
J 15	W 3-2	New Hampshire (ot)	Durham
J 17	L 4-5	Boston College (ot)	Boston
J 22	W 7-2	Colorado College	Colo. Springs
J 23	W 5-3	Colorado College	Colo. Springs
J 29	W 4-3	North Dakota	Madison
J 30	W 5-4	North Dakota (ot)	Madison
F 5	L 0-1	Minnesota	Madison
F 6	W 2-1	Minnesota	Madison
F 12	W 7-2	Minnesota-Duluth	Duluth
F 13	W 5-4	Minnesota-Duluth	Duluth
F 19	L 4-6	Northern Michigan	Marquette
F 20	T 3-3	Northern Michigan (ot)	Marquette
F 25	W 2-1	Northern Michigan (ot) (WCHA)	Madison
F 26	W 5-4	Northern Michigan (WCHA)	Madison
M 6	W 2-1	North Dakota (WCHA)	St. Paul
M 7	W 3-2	Minnesota (WCHA)	St. Paul
M 19	W 7-1	Lowell (NCAA)	Madison
M 20	T 4-4	Lowell (NCAA)	Madison
M 26	L 0-7	St. Lawrence (NCAA)	Canton
M 27	W 4-3	St. Lawrence (NCAA)	Canton

WCHA Playoff Champions

1988-89

(25-16-5, 17-13-5 WCHA, 3rd)

Coach Jeff Sauer

Date	Result	Opponent	Site
O 14	L 2-3	Minnesota (ot)	Madison
O 15	L 2-4	Minnesota	Madison
O 21	T 2-2	Northern Michigan (ot)	Marquette
O 22	L 4-5	Northern Michigan (ot)	Marquette
O 28	W 7-4	Denver	Denver
O 29	T 4-4	Denver (ot)	Denver

N 4	W 4-1	Michigan Tech	Madison
N 5	W 7-3	Michigan Tech	Madison
N 11	W 5-2	North Dakota	Madison
N 12	W 5-2	North Dakota	Madison
N 15	W 3-0	Illinois-Chicago	Madison
N 18	T 3-3	Colorado College (ot)	Madison
N 19	L 1-4	Colorado College	Madison
N 25	W 4-2	Minnesota-Duluth	Duluth
N 26	T 1-1	Minnesota-Duluth (ot)	Duluth
D 3	L 2-5	Maine	Orono
D 4	W 3-2	Lowell	Lowell
D 9	L 3-4	Michigan Tech	Houghton
D 10	L 5-6	Michigan Tech	Houghton
D 13	W 8-1	St. Cloud State	Madison
D 15	L 2-6	Moscow Dynamo*	Madison
D 29	W 6-2	Colorado College	Colo. Springs
D 30	W 4-2	Colorado College	Colo. Springs
J 6	W 7-2	Boston University	Madison
J 8	W 3-0	New Hampshire	Madison
J 9	L 3-4	Boston College (ot)	Madison
J 13	W 5-1	Minnesota-Duluth	Madison
J 14	W 2-1	Minnesota-Duluth (ot)	Madison
J 20	L 3-5	Northeastern	Boston
J 22	L 4-9	Providence	Providence
J 27	W 3-2	North Dakota	Grand Forks
J 28	W 4-2	North Dakota	Grand Forks
F 3	W 4-3	Denver (ot)	Madison
F 4	T 2-2	Denver (ot)	Madison
F 7	W 4-2	Alaska-Fairbanks	Madison
F 13	W 6-3	Northern Michigan	Madison
F 14	L 3-4	Northern Michigan (ot)	Madison
F 17	L 1-4	Minnesota	Minneapolis
F 18	L 2-5	Minnesota	Minneapolis
F 24	W 5-2	Michigan Tech (WCHA)	Madison
F 25	W 5-3	Michigan Tech (WCHA)	Madison
M 5	L 2-4	Northern Michigan (WCHA)	St. Paul
M 6	W 4-3	Minnesota (WCHA)	St. Paul
M 17	W 3-1	St. Lawrence (NCAA)	Canton
M 18	W 4-2	St. Lawrence (NCAA)	Canton
M 24	L 2-4	Minnesota (NCAA)	Minneapolis
M 25	L 2-4	Minnesota (NCAA)	Minneapolis

1989-90

(36-9-1, 19-8-1 WCHA, 1st)

Coach Jeff Sauer

Date	Result	Opponent	Site
O 16	W 4-3	St. Cloud State	Madison
O 20	W 6-5	Michigan Tech	Madison
O 21	W 8-2	Michigan Tech	Madison
O 27	W 6-5	Denver	Denver
O 28	W 4-2	Denver	Denver
N 3	L 3-5	Minnesota	Madison
N 4	W 4-3	Minnesota	Madison
N 10	W 8-1	New Hampshire	Madison
N 11	W 7-3	New Hampshire	Madison
N 14	W 9-5	Illinois-Chicago	Chicago
N 17	L 5-11	Northern Michigan	Marquette
N 18	W 6-5	Northern Michigan (ot)	Marquette
N 24	L 4-9	Minnesota-Duluth	Madison
N 25	W 3-0	Minnesota-Duluth	Madison
D 1	W 7-5	North Dakota	Grand Forks
D 2	L 5-9	North Dakota	Grand Forks
D 8	W 5-0	Colorado College	Colo. Springs
D 9	L 5-6	Colorado College	Colo. Springs
D 11	L 2-4	Sokol-Kiev (USSR)*	Madison
D 12	W 5-3	Alabama-Huntsville	Madison
D 28	W 9-3	Notre Dame*	Milwaukee
D 29	W 6-3	Boston College*	Milwaukee
J 2	W 7-6	Alaska-Fairbanks (ot)	Madison
J 5	L 3-4	Minnesota-Duluth	Duluth
J 6	W 4-2	Minnesota-Duluth	Duluth
J 9	L 5-6	St. Cloud State	St. Cloud
J 19	L 3-4	Northern Michigan	Madison
J 20	W 10-1	Northern Michigan	Madison
J 23	W 7-3	Illinois-Chicago	Madison
J 26	W 3-2	Denver	Madison
J 27	W 7-1	Denver	Madison
F 2	W 5-4	Michigan Tech	Houghton
F 3	W 7-2	Michigan Tech	Houghton
F 9	W 7-3	Colorado College	Madison
F 10	W 9-5	Colorado College	Madison
F 16	W 6-3	Minnesota	Minneapolis

YEAR-BY-YEAR RESULTS

F 17	L 2-4	Minnesota	Minneapolis
F 23	T 5-5	North Dakota (ot)	Madison
F 24	W 5-4	North Dakota (ot)	Madison
M 3	W 5-2	Michigan Tech (WCHA)	Madison
M 4	W 4-3	Michigan Tech (WCHA)	Madison
M 11	W 4-3	Northern Michigan (ot) (WCHA)	St. Paul
M 12	W 7-1	Minnesota (WCHA)	St. Paul
M 23	W 7-3	Maine (NCAA)	Madison
M 24	W 4-3	Maine (ot) (NCAA)	Madison
M 30	W 2-1	Boston College (NCAA)	Detroit
A 1	W 7-3	Colgate (NCAA)	Detroit

NCAA Champions
WCHA Playoff Champions
WCHA Champions

1990-91

(26-15-3, 19-11-2 WCHA, 3rd)

Coach Jeff Sauer

Date	Result	Opponent	Site
O 12	W 6-1	Michigan Tech	Madison
O 13	W 4-0	Michigan Tech	Madison
O 19	W 2-1	Alaska-Anchorage	Madison
O 20	T 2-2	Alaska-Anchorage (ot)	Madison
O 26	L 3-4	Minnesota-Duluth	Duluth
O 27	W 6-1	Minnesota-Duluth	Duluth
O 29	L 1-8	Team Canada*	Madison
N 2	L 1-6	Northern Michigan	Marquette
N 3	L 2-4	Northern Michigan	Marquette
N 9	W 4-2	St. Cloud State	Madison
N 10	W 10-4	St. Cloud State	Madison
N 12	W 6-2	Alaska-Fairbanks	Madison
N 16	W 5-3	Colorado College	Colo. Springs
N 17	W 3-2	Colorado College	Colo. Springs
N 23	L 2-4	North Dakota	Madison
N 24	W 6-2	North Dakota	Madison
D 8	L 4-9	Minnesota	Minneapolis
D 9	T 4-4	Minnesota (ot)	Minneapolis
D 13	W 4-2	Denver	Madison
D 14	W 5-2	Denver	Madison
D 28	W 3-0	St. Lawrence♦	Milwaukee
D 29	W 3-2	North Dakota♦	Milwaukee
J 4	W 7-0	Minnesota-Duluth	Madison
J 5	W 6-1	Minnesota-Duluth	Madison
J 11	W 3-1	Michigan Tech	Houghton
J 12	W 3-2	Michigan Tech	Houghton
J 18	L 3-6	Denver	Denver
J 19	W 4-3	Denver	Denver
J 25	L 3-5	Minnesota	Madison
J 26	L 1-8	Minnesota	Madison
F 1	W 5-3	North Dakota	Grand Forks
F 2	L 2-6	North Dakota	Grand Forks
F 5	W 5-4	Alaska-Fairbanks	Madison
F 8	W 5-2	Colorado College	Madison
F 9	W 4-2	Colorado College	Madison
F 15	T 7-7	St. Cloud State (ot)	St. Cloud
F 16	W 6-2	St. Cloud State	St. Cloud
F 22	L 1-6	Northern Michigan	Madison
F 23	L 3-4	Northern Michigan (ot)	Madison
M 2	W 5-1	Minnesota-Duluth (WCHA)	Madison
M 3	W 5-2	Minnesota-Duluth (WCHA)	Madison
M 10	L 2-3	Minnesota (WCHA)	St. Paul
M 11	L 2-5	North Dakota (WCHA)	St. Paul
M 15	L 3-8	Clarkson (NCAA)	Potsdam
M 16	L 4-5	Clarkson (NCAA)	Potsdam

1991-92

(27-14-2, 19-11-2 WCHA, 2nd)

Coach Jeff Sauer

Date	Result	Opponent	Site
O 18	W 5-2	Michigan Tech	Houghton
O 19	L 1-5	Michigan Tech	Houghton
O 25	W 5-4	St. Cloud State	St. Cloud
O 26	W 5-4	St. Cloud State	St. Cloud
N 1	W 4-2	Minnesota-Duluth	Madison
N 2	L 2-3	Minnesota-Duluth	Madison
N 8	W 3-2	Michigan Tech (ot)	Madison

N 9	W 4-3	Michigan Tech (ot)	Madison
N 15	L 4-5	Minnesota	Minneapolis
N 16	L 1-4	Minnesota	Bloomington
N 22	L 2-5	Northern Michigan	Marquette
N 23	L 1-4	Northern Michigan	Marquette
N 29	T 3-3	Denver (ot)	Madison
N 30	W 6-3	Denver	Madison
D 6	W 7-4	Colorado College	Madison
D 7	W 6-3	Colorado College	Madison
D 27	W 6-1	Yale♦	Milwaukee
D 28	W 3-2	Maine♦	Milwaukee
D 31	L 4-5	Calgary♦ (ot)	Madison
J 3	W 9-4	North Dakota	Grand Forks
J 4	L 2-6	North Dakota	Grand Forks
J 10	W 3-2	Denver	Denver
J 11	L 2-3	Denver (ot)	Denver
J 18	W 7-4	Northern Michigan	Madison
J 19	W 6-4	Northern Michigan	Madison
J 31	W 4-1	Minnesota-Duluth	Duluth
F 1	T 6-6	Minnesota-Duluth (ot)	Duluth
F 7	L 1-2	Minnesota	Madison
F 8	W 4-1	Minnesota	Madison
F 21	L 2-6	Colorado College	Colo. Springs
F 22	L 1-2	Colorado College	Colo. Springs
F 28	W 8-2	North Dakota	Madison
F 29	W 4-2	North Dakota	Madison
M 7	W 5-4	St. Cloud State	Madison
M 8	W 6-2	St. Cloud State	Madison
M 13	W 6-5	St. Cloud State (ot) (WCHA)	Madison
M 14	L 3-5	St. Cloud State (WCHA)	Madison
M 15	W 4-3	St. Cloud State (ot) (WCHA)	Madison
M 20	L 3-6	Northern Michigan (WCHA)	St. Paul
M 21	W 5-3	Colorado College (WCHA)	St. Paul
M 26	W 4-2	New Hampshire (NCAA)	Providence
M 28	W 5-2	St. Lawrence (NCAA)	Providence
A 2	W 4-2	Michigan (NCAA)	Albany
A 4	L 3-5	Lake Superior State (NCAA)	Albany

NCAA Runners-up

1992-93

(24-15-3, 18-11-3 WCHA, 2nd)

Coach Jeff Sauer

Date	Result	Opponent	Site
O 23	W 5-2	St. Cloud State	Madison
O 24	L 2-4	St. Cloud State	Madison
O 31	W 9-2	Northern Michigan	Madison
N 1	W 11-0	Northern Michigan	Madison
N 6	W 6-5	Michigan Tech (ot)	Houghton
N 7	L 1-8	Michigan Tech	Houghton
N 13	T 4-4	Minnesota (ot)	Minneapolis
N 14	W 3-2	Minnesota	Bloomington
N 20	W 1-0	Colorado College	Madison
N 21	W 3-1	Colorado College	Madison
N 27	L 5-8	Minnesota-Duluth	Duluth
N 28	L 1-2	Minnesota-Duluth (ot)	Duluth
D 4	L 2-3	North Dakota	Madison
D 5	W 10-2	North Dakota	Madison
D 11	W 5-2	Denver	Denver
D 12	L 4-5	Denver	Denver
D 28	W 10-3	Boston College♦	Milwaukee
D 29	L 3-6	Boston University♦	Milwaukee
D 31	L 3-5	Czech Select Team♦	Madison
J 8	W 8-6	Alaska-Fairbanks	Fairbanks
J 9	W 4-3	Alaska-Fairbanks	Fairbanks
J 15	W 3-2	North Dakota	Grand Forks
J 16	W 5-2	North Dakota	Grand Forks
J 22	L 4-5	Denver (ot)	Madison
J 23	W 4-2	Denver	Madison
J 29	W 6-5	St. Cloud State (ot)	St. Cloud
J 30	W 6-3	St. Cloud State	St. Cloud
F 5	W 6-2	Minnesota-Duluth	Madison
F 6	L 2-5	Minnesota-Duluth	Madison
F 12	W 5-4	Northern Michigan	Marquette
F 13	L 2-5	Northern Michigan	Marquette
F 19	W 4-1	Colorado College	Colo. Springs
F 20	W 6-5	Colorado College (ot)	Colo. Springs
F 26	T 4-4	Minnesota (ot)	Madison
F 27	L 2-4	Minnesota	Madison
M 6	L 4-5	Michigan Tech	Madison
M 7	T 3-3	Michigan Tech (ot)	Madison
M 12	W 6-3	Colorado College (WCHA)	Madison

M 13	W 10-3	Colorado College (WCHA)	Madison
M 19	L 2-3	Minnesota (ot) (WCHA)	St. Paul
M 20	L 5-7	Minnesota-Duluth (WCHA)	St. Paul
M 26	W 3-1	Miami, Ohio (NCAA)	Detroit
M 27	L 3-4	Michigan (ot) (NCAA)	Detroit

1993-94

(26-15-1, 19-12-1 WCHA, 3rd)

Coach Jeff Sauer

Date	Result	Opponent	Site
O 22	W 3-2	Denver	Denver
O 23	W 6-3	Denver	Denver
O 29	L 4-5	Minnesota-Duluth	Duluth
O 30	T 5-5	Minnesota-Duluth (ot)	Duluth
N 5	W 7-3	North Dakota	Madison
N 6	L 4-5	North Dakota	Madison
N 12	L 0-4	Michigan Tech	Houghton
N 13	W 5-3	Michigan Tech	Houghton
N 19	W 6-3	Colorado College	Madison
N 20	W 4-2	Colorado College	Madison
N 26	L 2-4	Michigan State+	Auburn Hills
N 27	W 5-3	Michigan+	Auburn Hills
D 3	L 2-5	Northern Michigan	Madison
D 4	W 5-4	Northern Michigan	Madison
D 10	W 5-4	Alaska-Anchorage	Anchorage
D 11	W 4-1	Alaska-Anchorage	Anchorage
D 28	W 8-5	Alaska-Fairbanks♦	Milwaukee
D 29	W 3-2	Northern Michigan♦	Milwaukee
J 2	T 3-3	St. Petersburg Red Army♦	Madison
J 8	L 2-5	Minnesota	Minneapolis
J 9	L 3-4	Minnesota (ot)	Minneapolis
J 14	W 4-1	St. Cloud State	Madison
J 15	L 1-6	St. Cloud State	Madison
J 21	W 6-1	Minnesota-Duluth	Madison
J 22	L 3-4	Minnesota-Duluth	Madison
J 28	W 4-1	North Dakota	Grand Forks
J 29	L 4-5	North Dakota	Grand Forks
F 4	W 5-0	Michigan Tech	Madison
F 5	W 5-2	Michigan Tech	Madison
F 11	L 3-8	Colorado College	C. Springs
F 12	W 5-2	Colorado College	C. Springs
F 18	W 4-2	Northern Michigan	Marquette
F 19	W 6-3	Northern Michigan	Marquette
F 25	L 2-3	Minnesota	Madison
F 26	L 2-3	Minnesota	Madison
M 5	W 5-1	Alaska-Anchorage	Madison
M 6	W 4-3	Alaska-Anchorage (ot)	Madison
M 11	W 6-1	North Dakota (WCHA)	Madison
M 12	W 4-2	North Dakota (WCHA)	Madison
M 18	L 2-3	St. Cloud State (WCHA)	Milwaukee
M 19	W 8-3	Michigan Tech (WCHA)	Milwaukee
M 25	W 6-3	Western Michigan (NCAA)	Albany
M 26	L 1-4	Boston University (NCAA)	Albany

Key

- * Big Ten Tournament
- ** Great Lakes Invitational
- % St. Louis Invitational
- # Brown Tournament
- \$ RPI Tournament
- Exhibition game
- + College Hockey Showcase
- ♦ Bank One Badger Hockey Showdown

TEAM AWARDS

IVAN B. WILLIAMSON SCHOLASTIC AWARD

1964-65	Fritz Ragatz, Defenseman
1965-66	Charles Ellis, Wing
1966-67	Dick Keeley, Defenseman
1967-68	John Moran, Defenseman
1968-69	Mike Cowan, Wing
1969-70	Bob Vroman, Goaltender
1970-71	Gary Engberg, Goaltender
1971-72	Tom Chuckel, Center
1972-73	Tim Dool, Wing
1973-74	Dave Arundel, Defenseman
1974-75	Dick Perkins, Goaltender
1975-76	Mike Eaves, Center
1976-77	Steve Alley, Wing
1977-78	Tom Ulseth, Wing
1978-79	Mark Ostapina, Wing
1979-80	Chuck Durocher, Wing
1980-81	Kip Pendelton, Goaltender
1981-82	Peter Johnson, Wing
1982-83	Jeff Andringa, Defenseman
1983-84	Jan-Ake Danielson, Defense John Johansson, Center
1984-85	Paul Houston, Center
1985-86	Jim Johansson, Wing
1986-87	Todd Geisness, Wing
1987-88	Steve Tuttle, Wing
1988-89	Kurt Semandel, Center
1989-90	John Byce, Center Rob Mendel, Defenseman
1990-91	Joe Decker, Wing
1991-92	Doug Macdonald, Center
1992-93	Jason Francisco, Wing
1993-94	Chris Tucker, Center

SPIKE CARLSON MVP AWARD

1963-64	Jim Duffy, Goaltender
1964-65	Gary Johnson, Goaltender
1965-66	Gary Johnson, Goaltender
1966-67	Gary Johnson, Goaltender
1967-68	Bob Vroman, Goaltender
1968-69	John Jagger, Defenseman
1969-70	Wayne Thomas, Goaltender
1970-71	Jim Boyd, Center
1971-72	Jim Young, Wing
1972-73	Norm Cherrey, Wing
1973-74	Stan Hinkley, Wing
1974-75	Mike Dibble, Goaltender
1975-76	Mike Eaves, Center
1976-77	The Team
1977-78	Mike Eaves, Center
1978-79	Les Grauer, Wing

1979-80	Chuck Durocher, Wing Roy Schultz, Goaltender
1980-81	The Team
1981-82	Ron Vincent, Wing
1982-83	Marc Behrend, Goaltender
1983-84	Ted Pearson, Wing
1984-85	Gary Suter, Defenseman
1985-86	Marty Wiitala, Defenseman
1986-87	Tony Granato, Center
1987-88	Dean Anderson, Goaltender
1988-89	Curtis Joseph, Goaltender
1989-90	Gary Shuchuk, Center
1990-91	Sean Hill, Defenseman
1991-92	Duane Derksen, Goaltender
1992-93	Barry Richter, Defenseman
1993-94	Blaine Moore, Center

MOST IMPROVED PLAYER

1968-69	Stu Hendrickson, Wing
1969-70	Jeff Rotsch, Defenseman
1970-71	Brian Erickson, Defenseman
1971-72	Gary Kuklinski, Wing
1972-73	Stan Hinkley, Wing
1973-74	Don Deprez, Wing
1974-75	Tom Ulseth, Wing
1975-76	Dave Herbst, Wing
1976-77	Les Grauer, Wing
1977-78	Brad Mullens, Defenseman
1978-79	Ron Griffin, Defenseman
1979-80	Peter Johnson, Wing
1980-81	Marc Behrend, Goaltender
1981-82	Ed Repins, Defenseman
1982-83	Paul Houck, Wing
1983-84	Ernie Vargas, Wing
1984-85	Tom Ryan, Center
1985-86	Paul Ranheim, Wing
1986-87	Steve Tuttle, Wing
1987-88	John Byce, Wing
1988-89	Jon Helgeson, Wing
1989-90	Tom Sagissor, Wing
1990-91	Jason Francisco, Wing
1991-92	Dan Plante, Wing
1992-93	Chris Tok, Defenseman
1993-94	Mickey Elick, Defenseman

DR. JOSEPH COYNE MOST CONSISTENT PLAYER

1971-72	Al Folk, Defenseman
1972-73	John Taft, Defenseman
1973-74	Gary Winchester, Center
1974-75	Brian Engblom, Defenseman
1975-76	Murray Johnson, Center
1976-77	John Taft, Defenseman

1977-78	Mark Johnson, Center
1978-79	Theran Welsh, Defenseman
1979-80	Ron Vincent, Wing
1980-81	Ed Lebler, Wing
1981-82	Bruce Driver, Defenseman
1982-83	Chris Chelios, Defenseman
1983-84	Paul Houston, Center
1984-85	Gary Suter, Defenseman
1985-86	Ernie Vargas, Wing
1986-87	Steve Tuttle, Wing
1987-88	Paul Stanton, Defenseman
1988-89	Sean Hill, Defenseman
1989-90	Chris Tancill, Wing
1990-91	Rob Andringa, Defenseman
1991-92	Brian Rafalski, Defenseman
1992-93	Kelly Fairchild, Center
1993-94	Kelly Fairchild, Center

FENTON KELSEY, JR. MOST COMPETITIVE PLAYER

1978-79	Bob Suter, Defenseman
1979-80	Jay McFarlane, Defenseman
1980-81	Brian Mullen, Wing
1981-82	Ted Pearson, Wing
1982-83	Pat Flatley, Wing
1983-84	Jim Johansson, Wing
1984-85	Gary Suter, Defenseman
1985-86	Tony Granato, Wing
1986-87	Mike Richter, Goaltender
1987-88	Steve Tuttle, Wing
1988-89	Paul Stanton, Defenseman
1989-90	Steve Rohlik, Wing
1990-91	Rob Andringa, Defenseman
1991-92	Brett Kurtz, Wing
1992-93	Dan Plante, Wing
1993-94	Andrew Shier, Wing

WHA-TV 7TH PLAYER AWARD

1980-81	Dan Gorowsky, Wing
1981-82	Ken Keryluk, Defenseman
1982-83	Todd Lecy, Wing
1983-84	Ted Pearson, Wing
1984-85	Ernie Vargas, Wing
1985-86	Matt Walsh, Defenseman
1986-87	Todd Geisness, Wing
1987-88	Dennis Snedden, Wing
1988-89	John Byce, Wing
1989-90	Mark Osiecki, Defenseman
1990-91	Doug Macdonald, Center
1991-92	Brett Kurtz, Wing
1992-93	Jason Francisco, Wing
1993-94	Rob Granato, Center

LETTERMEN

A

PLAYER, POS	YEARS	GP	G-A-PTS	PEN-MIN	HOMETOWN
Addison, Donald***, D	1964-67	70	33-66-99	83-183	Winnipeg, Manitoba
Akervik, Andy***, W	1985-88	44	6-3-9	5-13	Eau Claire, Wisconsin
Alley, Steve****, W	1972-77	159	75-90-165	65-162	Anoka, Minnesota
Alward, Charles*, W	1964-65	15	1-2-3	0-0	Eagle River, Wisconsin
Andringa, Jeff****, D	1980-83	146	4-21-25	23-46	Madison, Wisconsin
Andringa, Rob****, D	1987-91	179	16-88-104	99-225	Madison, Wisconsin
Arundel, Dave***, D	1970-74	118	12-34-46	38-82	Minneapolis, Minnesota
Auger, Jacques*, D	1990-91	35	2-3-5	24-49	Levis, Quebec

B

Balkovec, Maco***, D	1991-	94	12-30-42	82-191	Port Moody, British Columbia
Benson, Brad*, W	1980-81	14	0-2-2	1-2	Edina, Minnesota
Bentley, Lloyd****, C	1969-73	120	50-60-110	40-94	Sault Ste. Marie, Michigan
Blaisdell, Mike, W	1979-80	23	7-2-9	9-21	Regina, Saskatchewan
Boyd, James***, C	1968-71	101	60-66-126	40-109	Calgary, Alberta
Bunz, Garry***, D	1984-87	115	1-21-22	79-188	Delta, British Columbia
Burroughs, Charles***, D	1967-70	82	9-18-27	27-57	Minneapolis, Minnesota
Buss, Matt**, C	1990-94	63	6-8-14	35-86	Plover, Wisconsin
Busse, Robert**, D	1963-65	39	7-8-15	76-191	Madison, Wisconsin
Buzza, Paul*, W	1980-81	0	0-0-0	0-0	Ottawa, Ontario

C

Bye, John****, W	1986-90	169	77-88-165	33-66	Madison, Wisconsin
Campbell, Brian**, W	1977-80	36	9-6-15	15-33	Madison, Wisconsin
Capouch, Mark****, W	1974-78	162	33-51-84	29-61	Grand Forks, North Dakota
Carlson, Jeff***, C-W	1965-68	75	28-32-60	8-22	Excelsior, Minnesota
Carroll, Tom**, W	1979-83	33	5-3-8	7-14	Edina, Minnesota
Carter, Shawn**, W	1992-	21	3-2-5	14-28	Eagle River, Wisconsin
Chelios, Chris**, D	1981-83	88	22-75-97	56-112	Poway, California
Cherrey, Norm****, W	1969-73	145	66-67-133	38-76	Beausejour, Manitoba
Chuckel, Thomas*, C	1969-72	8	0-1-1	3-6	Eagle River, Wisconsin
Clegg, Raymond*, W	1964-65	22	27-22-49	3-9	Sault Ste. Marie, Michigan
Connor, Dean*, D	1967-69	22	2-5-7	3-9	Madison, Wisconsin
Cowan, Michael***, W	1966-69	90	22-41-63	4-8	Superior, Wisconsin
Coyne, John*, W	1973-74	0	0-0-0	0-0	Madison, Wisconsin

D

Danielson, Jan-Ake***, D	1981-84	86	5-49-54	19-38	Insjon, Sweden
Decker, Joe****, W	1987-91	126	13-26-39	14-28	Bloomington, Minnesota
DeHate, Delbert****, C	1966-70	95	108-80-188	38-93	St. Paul, Minnesota
De Saint Phalle, Jacques*, W	1982-83	7	0-0-0	0-0	Philadelphia, Pennsylvania
Deprez, Don***, W	1971-75	103	32-28-60	27-90	Stoney Mountain, Manitoba
Doers, Mike**, W	1991-94	122	11-18-29	38-87	Beaver Dam, Wisconsin
Doner, Lexi****, W	1980-84	137	21-40-61	23-46	Lynnwood, Washington
Dool, Timothy****, W	1969-73	140	46-54-100	44-88	Sault Ste. Marie, Michigan
Dougherty, John**, W-D	1979-81	6	0-0-0	0-0	Green Bay, Wisconsin
Driver, Bruce***, D	1980-83	127	28-86-114	84-176	Toronto, Ontario
Durocher, Chuck*, W	1979-80	36	21-25-46	13-26	Ajax, Ontario

E

Eaves, Mike****, C	1974-78	160	94-173-267	30-68	Windsor, Ontario
Elick, Mickey**, D	1992-	75	8-18-26	35-78	Calgary, Alberta
Ellis, Charles**, W	1963-67	55	19-24-43	12-24	Madison, Wisconsin
Engblom, Brian**, D	1973-75	74	23-44-67	56-112	Winnipeg, Manitoba
Erickson, Brian**, D	1969-72	77	11-30-41	52-107	Calgary, Alberta
Ethier, Pat****, D	1979-83	149	19-74-93	123-265	St. Paul, Minnesota

F

Fairchild, Kelly***, C	1991-94	125	56-83-139	79-180	Grand Rapids, Minnesota
Faust, Eric****, D	1982-87	44	1-2-3	21-42	Toronto, Ontario
Fitzgerald, Mark***, W	1966-69	86	32-42-74	16-32	Superior, Wisconsin
Flatley, Pat**, W	1981-83	76	42-64-106	65-141	Toronto, Ontario
Folk, Al***, D	1969-72	91	5-23-28	50-107	Etobicoke, Ontario
Ford, Pat****, C	1984-88	155	48-78-126	94-216	Saskatoon, Saskatchewan
Francisco, Jason****, W	1989-93	122	24-34-58	26-52	Duluth, Minnesota
French, Thomas**, W-C	1963-65	30	23-11-34	7-14	Ann Arbor, Michigan
Geisness, Todd**, W	1985-87	74	10-10-20	11-22	Rice Lake, Wisconsin

G

Gilchrist, Daniel***, D	1968-71	97	4-19-23	48-118	Yellow Knife, NW Territory
Gleffe, Michael***, W-D	1966-69	69	24-22-46	32-67	Green Bay, Wisconsin
Gorowsky, Dan****, W	1977-81	116	21-15-36	7-14	White Bear Lake, Wisconsin
Grafton, Kenneth*, D	1963-64	15	1-5-6	12-24	Madison, Wisconsin
Graham, Robert*, W	1980-81	0	0-0-0	0-0	Elmhurst, Illinois
Granato, Don****, C-W	1987-91	162	45-43-88	63-150	Downers Grove, Illinois
Granato, Rob**, C	1992-94	82	16-12-28	16-32	Downers Grove, Illinois
Granato, Tony****, C	1983-87	152	100-120-220	121-242	Downers Grove, Illinois

Grauer, Les****, W	1975-79	163	83-98-181	95-198
Graveline, Paul****, W	1983-87	102	10-10-20	22- 47
Gregory, John****, D	1974-78	60	0- 8-8	20- 40
Griffin, Ron***, D	1976-80	126	27-57-84	37- 85
Gwozdecky, George****, W	1973-77	96	21-22-43	41- 85
Harwell, Joe***, D	1989-92	93	5-12-17	52-128
Heatley, Murray***, W	1968-71	86	75-62-137	78-201
Hedlund, Todd**, W	1991-94	5	0-1-1	1- 2
Helgeson, Jon****, W	1987-92	119	17-14-31	62-124
Hendrickson, Stu*, W	1968-71	47	18-11-29	10- 20
Heppner, Rick*, D	1982-84	8	2-2-4	2- 4
Herbst, Dave***, W	1974-77	103	30-38-68	73-168
Hill, Sean***, D	1988-91	124	35-94-129	122-269
Hinkley, Stan****, W	1970-74	120	31-31-62	55-121
Houck, Paul****, W	1981-85	165	82-95-177	64-137
Houston, Paul****, C	1981-85	152	73-94-167	51-110
Howard, Troy**, W	1992-	36	1-1-2	5- 10
Hudon, Gilles*, D	1978-79	20	1-1-2	4- 8
Jagger, John***, D	1968-71	102	22-68-90	16- 32
Jeffries, James**, D	1973-75	63	10-17-27	24- 48
Jeffries, Mark**, W	1974-76	26	1-3-4	5- 10
Jensen, Chris*, D	1987-89	9	1-0-1	0- 0
Johannson, Jim****, W	1982-86	148	63-67-130	76-166
Johannson, John****, C	1980-84	171	64-112-176	80-180
Johnson, Brad***, D-W	1974-78	95	9-11-20	20- 40
Johnson, Jack*, D	1972-73	38	4-11-15	8- 16
Johnson, Mark***, C	1976-79	125	125-131-256	37- 74
Johnson, Murray****, W	1974-78	161	32-43-75	67-143
Johnson, Peter****, W	1978-82	153	82-77-159	50-106
Johnston, James****, W	1969-73	144	52-51-103	60-137
Katlaps, Ulvis**, D	1992-94	83	9-56-65	19- 38
Kavolinas, Clark***, W	1975-79	56	4-5-9	12- 24
Keeley, Richard***, D	1864-67	57	23-45-68	55-164
Keller, Randy**, D	1978-81	59	0-7-7	31- 65
Kelso, Douglas*, W	1969-73	11	3-1-4	1- 2
Kennedy, Charles*, C	1965-66	15	8-10-18	12- 24
Keryluk, Ken****, W	1978-82	152	35-30-65	21- 42
Klipsic, Richard***, W	1967-70	93	34-44-78	31- 65
Krug, Tim*, D	1993-	5	0-0-0	-0- 0
Kuklinski, Gary**, W	1969-72	64	6-14-20	0- 0
Kuklinski, Thomas*, W	1972-73	0	0-0-0	0- 0
Kurtz, Brett****, C	1988-92	172	32-58-90	93-194
Lannan, Pat***, C-W	1969-72	95	27-25-52	33- 67
Lebler, Ed***, W	1978-81	102	39-42-81	26- 55
Lecy, Scott****, W	1977-81	151	83-127-210	67-148
Lecy, Todd****, W	1979-83	149	50-57-107	80-170
Leevers, Robert***, D	1966-68	47	1-15-16	5- 10
Leszczynski, Ron***, W-C	1963-66	56	37-58-95	23- 50
Lundeen, Dave****, C	1973-77	141	60-81-141	107-304
Lundeen, Paul*, W	1977-78	33	5-4-9	6- 12
Lundeen, Robert****, D-C	1971-75	143	35-65-100	34- 71
Lundeen, Tom*, W	1975-77	7	0-0-0	4- 16
Macdonald, Doug****, C	1988-92	152	75-114-189	98-228
MacKenzie, Ken***, D	1984-87	102	2-30-32	41- 90
McFadyen, Douglas***, D	1967-70	98	15-67-82	44- 96
McFarlane, Jay***, D	1978-81	114	6-28- 34	107-222
McGrath, Mike*, D	1983-85	44	3-9-12	21- 42
McIntosh, Norm****, D	1974-78	158	27-86-113	74-162
McKenzie, Steve**, D	1980-82	84	4-24-28	30- 65
Machowski, Thomas***, D	1971-75	137	7-31-38	75-150
Maley, Dave****, W	1982-86	162	66-100-166	132-301
Meeker, Mike**, W	1975-77	76	44-38-82	36- 75
Mellanby, Scott**, W	1984-86	72	35-47-82	61-149
Mendel, Rob****, D	1986-90	170	3-41-44	57-115
Metro, Tony***, D	1965-68	77	19-47-66	35-110

Regina, Saskatchewan
Grand Forks, North Dakota
Maple Ridge, British Columbia
Livonia, Michigan
Thunder Bay, Ontario
Mahtomedi, Minnesota
Calgary, Alberta
Roseau, Minnesota
Roseau, Minnesota
Birchdale, Minnesota
St. Paul, Minnesota
Hibbing, Minnesota
Duluth, Minnesota
Ponoka, Alberta
N. Vancouver, British Columbia
Toronto, Ontario
Madison, Wisconsin
Montreal, Quebec
Sault Ste. Marie, Michigan
Hopkins, Minnesota
Hopkins, Minnesota
Wilmette, Illinois
Rochester, Minnesota
Rochester, Minnesota
Minneapolis, Minnesota
Bloomfield Hills, Michigan
Madison, Wisconsin
Minneapolis, Minnesota
Madison, Wisconsin
St. James, Manitoba
Riga, Latvia
Surrey, British Columbia
Madison, Wisconsin
Victoria, British Columbia
Madison, Wisconsin
Sault Ste. Marie, Michigan
Winnipeg, Manitoba
Rochester, Minnesota
Bloomington, Minnesota
Mosinee, Wisconsin
Mosinee, Wisconsin
Joliet, Illinois
Calgary, Alberta
Vanderhoof, British Columbia
Rochester, Minnesota
Rochester, Minnesota
Devils Lake, North Dakota
Mosinee, Wisconsin
Minneapolis, Minnesota
Minneapolis, Minnesota
Minneapolis, Minnesota
Minneapolis, Minnesota
Port Moody, British Columbia
Kelowna, British Columbia
Calgary, Alberta
Edmonton, Alberta
Rowland Heights, California
Grand Prairie, Alberta
Leduc, Alberta
Chicago, Illinois
Edina, Minnesota
Ottawa, Ontario
Islington, Ontario
Los Angeles, California
Sault Ste. Marie, Michigan

H

J

K

L

M

N

O

P

R

S

Miller, Sterling*, W	1963-64	15	1-2-3	1- 2	Madison, Wisconsin
Moore, Blaine****, C-W	1990-94	141	57-72-129	121-277	Kitimat, British Columbia
Moran, John***, D	1965-68	77	9-25-34	10- 20	Devils Lake, North Dakota
Morgan, Jon****, W	1977-81	103	10- 21-31	35- 78	Minnetonka, Minnesota
Mullen, Brian**, W	1980-82	71	31-30-61	19- 38	New York, New York
Mullens, Brad***, D	1974-78	93	3-12-15	59-118	North Bay, Ontario
Nate, Jeff*, W	1980-84	2	1-0-1	0- 0	Salt Lake City, Utah
Nelson, Chris****, D	1988-92	144	11-31-42	103-206	Los Angeles, California
Nelson, Gregory***, W	1966-69	85	29-23-52	31- 84	Fond du Lac, Wisconsin
Newberry, John**, W	1980-82	78	68-59-127	50-119	Victoria, British Columbia
Norwich, Craig***, D	1974-77	114	42-126-168	76-160	Edina, Minnesota
Obrodovich, Thomas***, W	1965-68	78	57-33-90	22- 53	Eagle River, Wisconsin
Olmstead, Dennis**, C	1972-74	75	45-58-103	17- 34	Calgary, Alberta
Osiecki, Mark***, C	1987-90	108	6-42-48	62-156	Burnsville, Minnesota
Ostapina, Mark*, W	1977-79	8	0-1-1	0- 0	Oak Lawn, Wisconsin
Otness, David*, W	1973-74	36	11-10-21	3- 6	Edina, Minnesota
Parker, John***, C-W	1986-91	107	18-22-40	44- 88	White Bear Lake, Minnesota
Pay, David**, W	1972-74	73	33-30-63	33- 66	St. Catharines, Ontario
Pearson, Ted****, W	1980-84	154	40-61-101	126-294	Flin Flon, Manitoba
Perrin, Ian****, D	1974-79	129	3-20-23	29- 58	Spy Hill, Saskatchewan
Peterson, Larry, W-G	1966-68	4	0-1-1	0- 0	Wayzata, Minnesota
Petruszates, James***, W-C	1964-67	66	55-43-98	41- 98	Eagle River, Wisconsin
Phippen, Tim**, D	1976-78	89	3-9-12	9- 18	St. Paul, Minnesota
Plante, Dan***, W	1990-93	115	42-49-91	133-309	Hayward, Wisconsin
Poffenroth, Robert***, C	1967-70	99	74-95-169	58-156	Calgary, Alberta
Poss, Greg***, W	1986-89	98	7-18-25	44- 88	Green Bay, Wisconsin
Rafalski, Brian***, D	1991-	107	9-46-55	38- 76	Allen Park, Michigan
Ragatz, Frederick**, D	1963-65	30	1-3-4	9- 21	Madison, Wisconsin
Rahko, Richard*, W-C	1964-65	23	14-14-28	0- 0	Eveleth, Minnesota
Ranheim, Paul****, W	1984-88	161	88-89-177	83-191	Edina, Minnesota
Reay, Bill Jr.***, W	1970-74	92	25-22-47	44- 88	Chicago, Illinois
Reed, William*, W	1963-65	20	1-1-2	5- 10	Upper Saddle River, New Jersey
Repins, Ed**, D	1980-82	38	3-8-11	10- 20	Shorewood, Wisconsin
Revak, Glenn****, C-W	1984-88	131	27-36-63	14- 28	Winnipeg, Manitoba
Richter, Barry****, D-W	1989-93	170	52-104-156	90-204	Madison, Wisconsin
Riley, John***, W	1964-67	70	18-31-49	24- 51	Madison, Wisconsin
Rohlik, Steve****, W	1986-90	166	34-47-81	79-189	St. Paul, Minnesota
Romanchuk, Rod****, W	1975-79	162	54-52-106	41- 82	St. Paul, Minnesota
Rotsch, Jeff***, D	1969-72	99	8-45-53	50-100	Minneapolis, Minnesota
Russo, John***, D	1963-66	60	17-21-38	38- 83	Sault Ste. Marie, Michigan
Rutlin, Ronald***, D	1965-68	49	4-11-15	11- 22	Madison, Wisconsin
Ryan, Tom****, C-W	1982-86	90	33-30-63	11- 22	Madison, Wisconsin
Sabo, Scott***, W-C	1980-84	120	24-34-58	54-124	Thief River Falls, Minnesota
Sabol, Shaun***, D	1986-88	48	11-19-30	51-108	Minneapolis, Minnesota
Sager, Tim**, W-C	1980-84	45	6-13-19	14- 28	St. Paul, Minnesota
Sagissor, Tom****, W	1986-90	162	31-48-79	135-338	Hastings, Minnesota
Sanderson, Jeff***, D	1989-94	21	1-1-2	5- 10	Edina, Minnesota
Scott Sanderson**, C	1992-	27	1-1-2	1- 2	Edina, Minnesota
Scheid, Jim**, C	1976-80	127	29-60-89	45- 92	Rochester, Minnesota
Scheid, Tony**, W	1984-88	66	16-8-24	12- 24	Austin, Minnesota
Semandel, Kurt****, W-D	1985-89	140	13-19-32	37- 82	West Allis, Wisconsin
Shaughnessy, Robert**, W	1970-74	47	5-6-11	4- 8	Blind River, Ontario
Shier, Andrew****, W	1990-94	146	53-115-168	106-255	Port Huron, Michigan
Shuchuk, Gary****, C-W	1986-90	177	85-91-176	143-314	Edmonton, Alberta
Skille, Lee*, W	1975-76	12	0-3-3	2- 4	Madison, Wisconsin
Smith, David***, W	1967-70	93	27-46-73	64-137	Regina, Saskatchewan
Snedden, Dennis****, W	1987-91	170	50-48-98	92-192	Eagle River, Wisconsin
Speer, Dave*, W	1978-80	56	17-22-39	12- 27	Calgary, Alberta
Spencer, Jamie***, C	1991-	102	32-36-68	41- 96	Carmel, Indiana
Stanton, Paul****, D	1985-89	167	25-90-115	132-310	Foxboro, Massachusetts
Strobel, Mark***, D	1991-	114	12-23-35	82-178	St. Paul, Minnesota
Strobel, Mike***, W	1991-	81	9-14-23	53-114	St. Paul, Minnesota
Suter, Bob****, D	1975-79	157	27-76-103	177-377	Madison, Wisconsin
Suter, Gary**, D	1983-85	74	16-57-73	89-178	Madison, Wisconsin
Suter, John***, D	1973-78	117	4-15-19	71-145	Madison, Wisconsin

Sykes, Rodger****, D.....	1987-91	134	8-19-27	43- 86
Taft, John****, D.....	1972-77	156	36-95-131	52-111
Talafoous, Dean***, C.....	1971-74	111	48-85-133	50-105
Tancill, Chris****, C-W.....	1986-90	173	81-92-173	80-168
Tanner, Bert*, W.....	1963-64	11	1-0-1	2- 7
Thomas, Tim***, D.....	1981-86	151	41-113-154	104-248
Tochterman, Mat*, W.....	1968-72	35	12-17-29	6- 18
Tok, Chris***, D.....	1991-	101	5-19-24	86-173
Tompkins, Dan*, W.....	1993-	18	1-0-1	10- 31
Tschipper, Steve****, W.....	1982-86	70	8-11-19	11- 22
Tucker, Chris****, W.....	1990-94	155	37-44-81	28- 73
Tuomie, Tray**, W.....	1989-91	60	10-22-32	6- 12
Tuttle, Steve****, W.....	1984-86	147	63-74-137	17- 34
Uihlein, Phil**, W.....	1970-72	60	9-7-16	6- 12
Ulseth, Tom****, W.....	1974-78	160	56-73-129	38- 79
Van Dyke, John*, W.....	1963-64	13	5-1-6	1- 2
Vargas, Ernie****, W.....	1982-86	156	35-58-93	79-199
Vincent, Ron****, W.....	1979-82	159	75-131-206	57-118
Walsh, Matt****, D.....	1982-86	166	8-54-62	108-219
Wallace, Bruce*, D.....	1979-80	36	2-12-14	14- 34
Weiss, James*, C-W.....	1963-64	12	10-9-19	1- 2
Welsh, Theran****, D.....	1977-81	161	34-194-228	94-220
Whipple, Richard**, W.....	1964-66	17	3-3-6	2- 4
White, Jeff*, D.....	1983-85	43	1-2-3	14- 28
Wiitala, Marty****, D-W.....	1982-86	163	46-82-128	20- 40
Williams, Max**, C-W.....	1992-	68	18-13-31	22- 55
Winchester, Gary****, C.....	1970-74	144	83-80-163	22- 44
Young, Donald**, C-W.....	1966-69	21	9-13-22	1- 2
Young, Frank***, W-C.....	1963-66	58	24-19-43	21- 45
Young, James***, W.....	1969-72	104	55-56-111	38- 76
Zent, Jason****, W.....	1990-94	164	92-68-160	179-397

Waukegan, Illinois
 Minneapolis, Minnesota
 Hastings, Minnesota
 Livonia, Michigan
 Middleton, Wisconsin
 Richfield, Minnesota
 Green Bay, Wisconsin
 Coleraine, Minnesota
 Minnetonka, Minnesota
 Thornhill, Ontario
 Bloomington, Minnesota
 Minneapolis, Minnesota
 Vancouver, British Columbia
 Milwaukee, Wisconsin
 Moorhead, Minnesota
 Milwaukee, Wisconsin
 Coon Rapids, Minnesota
 Victoria, British Columbia
 Madison, Wisconsin
 W. Vancouver, British Columbia
 Shaker Heights, Ohio
 Weldon, Saskatchewan
 Madison, Wisconsin
 Rosemont, Pennsylvania
 Superior, Wisconsin
 Mahwah, New Jersey
 Calgary, Alberta
 London, Ontario
 Madison, Wisconsin
 Dafter, Michigan
 Cheektowaga, New York

T

U-V

W

Y-Z

GOALTENDERS

PLAYER	YEARS	GP	GA	GAA	SVS	SV%	SO	HOMETOWN
Althaus, Jeff**	1990-93	1	1	10.87	2	.667	0	St. Cloud, Minnesota
Anderson, Dean****	1984-88	108	403	3.82	3024	.882	2	Oshawa, Ontario
Baretta, Julian****	1975-79	86	310	3.62	2468	.888	2	Edmonton, Alberta
Baxter, Gary****	1982-86	34	122	3.87	817	.870	1	Don Mills, Ontario
Behrend, Marc***	1980-83	62	164	2.64	1705	.912	4	Madison, Wisconsin
Carey, Jim**	1992-94	66	192	3.02	1755	.901	2	Weymouth, Massachusetts
Daubenspeck, Kirk*	1993-	7	19	4.07	139	.880	0	Madison, Wisconsin
Derksen, Duane****	1988-92	126	413	3.33	3222	.886	6	Morden, Manitoba
Dibble, Mike****	1973-78	94	365	3.88	2895	.888	1	Minneapolis, Minnesota
Duffy, James*	1963-64	14	61	4.36	456	.882	1	Highland Park, Illinois
Engberg, Gary*	1970-71	73	15	2.05	200	.930	1	Glenview, Illinois
Gabona, Ernest*	1963-64	2	9	4.50	41	.820	0	Cleveland, Ohio
Gremore, Jamey***	1978-81	16	70	4.35	465	.869	0	White Bear Lake, Minnesota
Hall, Benjamin***	1964-67	6	20	3.23	106	.841	0	Huntington, New York
Johnson, Gary***	1964-67	63	241	3.84	1759	.880	3	Roseau, Minnesota
Joseph, Curtis*	1988-89	38	94	2.49	1061	.919	1	Newmarket, Ontario
Kleisinger, Terry****	1980-84	79	264	3.32	2242	.895	9	Nanaimo, British Columbia
Lambie, John****	1985-89	2	1	4.55	6	.857	0	Waukesha, Wisconsin
Makey, James***	1970-73	61	217	3.56	1769	.891	0	Dunville, Ontario
McNab, Dave***	1973-78	14	40	2.85	327	.891	0	San Diego, California
Michelizzi, Jon***	1989-93	36	134	3.80	891	.869	1	Duluth, Minnesota
Mill, Gary*	1982-84	2	4	4.11	22	.846	0	Kirkwood, Missouri
Passalino, Mark**	1982-86	-	-	-	-	-	-	Lake Forest, Illinois
Pendleton, Kip**	1978-81	1	2	2.00	9	.818	0	Madison, Wisconsin
Perkins, Richard****	1971-75	60	202	3.36	1811	.900	3	St. Paul Park, Minnesota
Peterson, Larry**	1966-68	8	17	2.13	108	.864	0	Wayzata, Minnesota
Richter, Mike**	1985-87	60	218	3.71	1864	.895	1	Flourtown, Pennsylvania
Schultz, Roy**	1978-80	50	216	4.29	1597	.881	2	Rush Lake, Saskatchewan
Thomas, Wayne**	1968-70	37	104	2.84	1039	.909	3	Ottawa, Ontario
Vroman, Robert***	1967-70	54	164	3.05	1312	.889	6	Bloomington, Minnesota

YEAR-BY-YEAR

RECORDS — HOME

Year	W	L	T	Pct.
1963-64	7	5	2	.571
1964-65	13	0	0	1.000
1965-66	10	5	0	.667
1966-67	10	4	0	.714
1967-68	12	4	0	.750
1968-69	12	5	1	.694
1969-70	8	5	0	.615
1970-71	12	4	0	.750
1971-72	15	4	1	.775
1972-73	19	1	0	.950
1973-74	10	6	4	.600
1974-75	13	5	0	.722
1975-76	6	12	0	.333
1976-77	22	5	0	.815
1977-78	18	5	2	.760
1978-79	16	6	1	.717
1979-80	10	9	1	.525
1980-81	17	7	0	.708
1981-82	22	5	1	.804
1982-83	20	4	1	.820
1983-84	14	8	0	.636
1984-85	16	8	0	.667
1985-86	18	4	0	.818
1986-87	15	7	0	.682
1987-88	17	4	1	.795
1988-89	15	5	2	.727
1989-90	20	3	1	.854
1990-91	16	5	1	.750
1991-92	15	3	1	.816
1992-93	10	6	2	.611
1993-94	12	6	0	.667
TOTALS	440	160	22	.725

RECORDS — AWAY

Year	W	L	T	Pct.
1963-64	1	0	1	.750
1964-65	1	9	0	.100
1965-66	2	4	0	.333
1966-67	6	6	0	.500
1967-68	9	6	0	.600
1968-69	10	5	1	.656
1969-70	15	6	0	.714
1970-71	8	9	1	.472
1971-72	12	6	0	.667
1972-73	10	8	2	.550
1973-74	8	7	1	.531
1974-75	11	7	2	.600
1975-76	6	12	2	.350
1976-77	15	2	1	.861
1977-78	10	7	1	.583
1978-79	9	7	2	.555
1979-80	5	11	0	.313
1980-81	10	7	1	.583
1981-82	13	6	0	.684
1982-83	13	6	3	.659
1983-84	7	9	1	.441
1984-85	9	9	0	.500
1985-86	9	11	0	.450
1986-87	8	11	1	.425
1987-88	13	9	1	.587
1988-89	10	11	3	.479
1989-90	16	6	0	.727
1990-91	10	10	2	.500
1991-92	12	11	1	.521
1992-93	14	9	1	.604
1993-94	14	9	1	.604
TOTALS	296	236	29	.553

CAPTAINS

1963-64 game captains
1964-65 John Russo
..... Chan Young
1965-66 game captains
1966-67 Don Addison
..... Gary Johnson
1967-68 Tony Metro
1968-69 Bert DeHate
..... Mark Fitzgerald
1969-70 Doug McFadyen
1970-71 Jim Boyd
1971-72 Jeff Rotsch
..... Jim Young
1972-73 Tim Dool
1973-74 Stan Hinkley
1974-75 Bob Lundeen
..... Steve Alley & John Taft
1975-76 Mike Eaves
1976-77 Steve Alley
..... Mike Eaves & John Taft
1977-78 Mike Eaves
1978-79 Les Grauer
..... Rod Romanchuk
1979-80 Ron Griffin
1980-81 Jay McFarlane
1981-82 Ron Vincent
..... Peter Johnson
1982-83 Bruce Driver
1983-84 John Johansson
1984-85 Paul Houston
1985-86 Marty Wiitala
1986-87 Tony Granato
1987-88 Steve Tuttle
..... Paul Ranheim
1988-89 Steve Rohlik
..... John Byce & Paul Stanton
1989-90 Steve Rohlik (c), John Byce
..... Mark Osiecki & Gary Shuchuk
1990-91 Don Granato (c)
..... Rob Andringa
1991-92 Doug Macdonald (c)
..... Duane Derksen
..... Jason Francisco & Brett Kurtz
1992-93 Barry Richter (c)
..... Jason Francisco & Dan Plante
1993-94 Rob Granato (c)
..... Mark Strobel
1994-95 Mark Strobel (c)
..... Jamie Spencer & Chris Tok

UW COACHES & RECORDS

Coaching Records

<u>Coach (Yrs.)</u>	<u>Games</u>	<u>W-L-T</u>	<u>Pct</u>
Art Thomsen (1)	16	8-5-3594
John Riley (3)	59	34-32-3591
Bob Johnson (15)	565	367-175-23670
Bill Rothwell (1)	38	12-24-2342
Jeff Sauer (12)	520	323-174-23643

Note: Art Thomsen and John Riley served as co-coaches for the 1963-64 season.



Jeff Sauer

Overall

<u>Year</u>	<u>W-L-T</u>	<u>Pct</u>	<u>GF</u>	<u>GA</u>
-------------	--------------	------------	----------------	-----------

Art Thomsen & John Riley

1963-64	8-5-3	.594	81	69
---------	-------	------	----------	----

John Riley

1964-65	14-9-0	.609	136	108
1965-66	12-9-0	.571	105	66

Bob Johnson

1966-67	16-10-0	.615	158	89			
1967-68	21-10-0	.677	218	92			
1968-69	22-10-2	.676	215	98			
1969-70	23-11-0	.676	149	98	12-10-0	.545	84
1970-71	20-13-1	.603	181	110	13-9-0	.591	102
1971-72	27-10-1	.724	170	106	20-8-0	.714	134
1972-73	29-9-2	.750	217	139	18-9-1	.661	134
1973-74	18-13-5*	.569	170	141	12-11-5	.518	124
1974-75	24-12-2	.658	174	143	19-11-2	.625	138

Bill Rothwell

1975-76	12-24-2	.342	153	175	11-19-2	.375	137
---------	---------	------	-----------	-----	---------	------	-----------

Bob Johnson

1976-77	37*-7-1	.833*	264*	161	26-5-1	.828*	192
1977-78	28-12-3	.686	214	149	21-9-2	.688	167
1978-79	25-13-3	.638	215	172	19-11-2	.625	164
1979-80	15-20-1	.431	170	165	12-18-0	.400	146
1980-81	27-14-1	.655	218	155	17-11-0	.607	131
1981-82	35-11-1	.755	255	126	18-7-1	.712	126

Jeff Sauer

1982-83	33-10-4	.745	233	131	15-9-2	.615	118
1983-84	21-17-1	.551	173	157	11-14-1	.442	105
1984-85	25-17-0	.595	208	183	20-14-0	.588	169
1985-86	27-15-0	.643	206	173	23-11-0	.676	172
1986-87	23-18-1	.560	160	155	17-17-1	.500	127
1987-88	30-13-2	.689	200	151	22-12-1	.643	163
1988-89	25-16-5*	.598	168	134	17-13-5	.557	126
1989-90	36-9-1	.793	254	166	19-8-1	.696	147
1990-91	26-15-3	.625	174	143	19-11-2	.625	132
1991-92	27-14-2	.651	175	142	19-11-2	.625	129
1992-93	24-15-3	.607	192	146	18-11-3	.609	138
1993-94	26-15-1	.631	173	133	19-12-1	.609	128

Totals 735-396-51 .643 5779 4176 437-281-35 .604 3433 .. 2796

* School Record

Bob Johnson



John Riley



Art Thomsen



SERIES RECORDS

Team	W-L-T (Pct.)	First-Last Meeting
Air Force Academy	2-0-0 (1.000)	1982
Alabama-Huntsville	1-0-0 (1.000)	1989
Alaska-Anchorage	5-0-1 (.917)	1990-94
Alaska-Fairbanks	7-0-0 (1.000)	1989-93
Army	1-2-0 (.333)	1965-67
Augsburg	2-0-0 (1.000)	1966
Austrian National Team	0-1-0 (.000)	1967
Boston College	6-5-0 (.545)	1970-92
Boston University	5-8-0 (.385)	1972-94
Bowling Green State	5-3-1 (.611)	1967-82
Brown	3-1-0 (.750)	1966-70
Calgary	0-1-0 (.000)	1992
Carleton	1-0-1 (.750)	1964
Clarkson College	4-2-2 (.625)	1973-91
Colgate	3-0-0 (1.000)	1972-90
Colorado College	87-28-3 (.750)	1965-94
Connecticut	1-0-0 (1.000)	1967
Cornell	3-1-0 (.750)	1970-86
Czech Select Team	0-1-0 (.000)	1992
Dalhousie	1-1-0 (.500)	1982
Denver	50-25-5 (.656)	1968-93
Ferris State College	2-0-0 (1.000)	1980
Gustavus Adolphus	1-0-0 (1.000)	1968
Hamline	4-0-0 (1.000)	1964
Harvard	7-1-0 (.875)	1971-86
Illinois-Chicago	7-0-0 (1.000)	1981-90
Illinois Club	3-0-0 (1.000)	1963-67
Lake Forest College	10-0-0 (1.000)	1964-70
Lake Superior State	2-1-0 (.667)	1982-92
Lowell	7-1-1 (.833)	1984-88
Macalester	7-1-0 (.875)	1963-65
Maine	8-2-0 (.800)	1984-92
Miami (OH)	2-0-0 (1.000)	1979-93
Michigan	39-23-0 (.629)	1967-93
Michigan State	34-35-2 (.493)	1964-93
Michigan Tech	51-29-2 (.634)	1967-94
Minnesota	54-78-9 (.415)	1965-94
Minnesota-Duluth	55-44-6 (.552)	1967-94
Moscow Dynamo (USSR)	0-2-0 (.000)	1977-88
New Hampshire	14-0-0 (1.000)	1977-92
North Dakota	54-35-7 (.599)	1968-94
Northeastern	6-2-0 (.750)	1971-89
Northern Michigan	29-20-2 (.588)	1981-94
Notre Dame	36-13-5 (.713)	1968-89
Ohio State	8-0-0 (1.000)	1965-69
Ohio University	15-2-0 (.882)	1965-70
Pennsylvania	2-0-0 (1.000)	1968
Princeton	1-0-0 (1.000)	1970
Providence College	8-3-0 (.727)	1966-89
RPI	6-3-0 (.667)	1971-83
Russia-Spartak (USSR)	0-1-0 (.000)	1976
St. Cloud State	15-5-1 (.738)	1988-94
St. John's	2-1-0 (.667)	1966-68
St. Lawrence	9-1-0 (.900)	1977-92
St. Louis	3-2-1 (.583)	1971-77
St. Mary's	6-2-0 (.750)	1963-68
St. Petersburg Red Army	0-0-1 (.500)	1994
St. Thomas	3-1-1 (.700)	1964-66
Sokol-Kiev (USSR)	0-1-0 (.000)	1989
Soviet Selects (USSR)	0-1-0 (.000)	1987
Soviet Traktor (USSR)	0-1-0 (.000)	1978
Spartak-Moscow (USSR)	0-1-0 (.000)	1984
Team Canada	0-1-0 (.000)	1990
Torpedo Gorky (USSR)	0-2-0 (.000)	1979-80
US International	4-0-0 (1.000)	1983-84
US National Team	1-1-0 (.500)	1971-82
US Olympic Team	1-6-0 (.143)	1975-87
USSR Junior Nationals	0-1-0 (.000)	1981
Vermont	2-0-0 (1.000)	1974
Western Michigan	9-4-1 (.679)	1964-94
Western Ontario	8-1-0 (.889)	1973-81
West German National Team	0-1-0 (.000)	1983
Windsor	2-0-0 (1.000)	1981
Wisconsin-Superior	6-2-0 (.750)	1965-73
Yale	7-1-0 (.875)	1973-92

Hockey East Association (HEA)

SCHOOL	W	L	T	PCT.
Boston College	6	5	0	.545
Boston University	5	8	0	.385
Maine	8	2	0	.800
Lowell	7	1	1	.833
New Hampshire	14	0	0	1.000
Northeastern	6	2	0	.750
Providence	8	3	0	.727
Totals	54	20	1	.727

Central Collegiate Hockey Association (CCHA)

SCHOOL	W	L	T	PCT.
Bowling Green St.	5	3	1	.611
Ferris State	2	0	0	1.000
Illinois-Chicago	7	0	0	1.000
Lake Superior State	2	1	0	.667
Miami, Ohio	2	0	0	1.000
Michigan	39	23	0	.629
Michigan State	34	35	2	.493
Ohio State	8	0	0	1.000
Western Michigan	9	4	1	.679
Totals	108	66	4	.618

Eastern Collegiate Athletic Conference (ECAC)

SCHOOL	W	L	T	PCT.
Brown	3	1	0	.750
Clarkson	4	2	2	.625
Colgate	3	0	0	1.000
Cornell	3	1	0	.750
Harvard	7	1	0	.875
Princeton	1	0	0	1.000
RPI	6	3	0	.667
St. Lawrence	9	1	0	.900
Vermont	2	0	0	1.000
Yale	7	1	0	.875
Totals	45	10	2	.807

International & exhibition

TEAM	W	L	T	PCT.
Austrian Nationals	0	1	0	.000
Czech Selects	0	1	0	.000
Moscow Dynamo	0	1	0	.000
Russian Dynamo	0	1	0	.000
St. Petersburg Red Army	0	0	1	.500
Sokol-Kiev (USSR)	0	1	0	.000
Soviet Traktor	0	1	0	.000
Spartak (USSR)	0	2	0	.000
Team Canada	0	1	0	.000
Torpedo Gorky	0	2	0	.000
U.S. National Team	1	1	0	.500
U.S. Olympic Team	1	7	0	.143
USSR Jr. Nationals	0	1	0	.000
W. German Nationals	0	1	0	.000
Totals	2	21	1	.104

BANK ONE BADGER SHOWDOWN



The University of Wisconsin, the Bradley Center and Banc One Wisconsin Corporation host the sixth annual Bank One Badger Hockey Showdown in 1994.

Touted as one of the best showcases of college hockey talent in the nation, the Showdown has become the most successful college hockey tournament in the country.

In its four previous years, nearly 170,000 fans have witnessed the December spectacle in Milwaukee.

During the Christmas holiday period each year, the Bank One Badger Hockey Showdown is contested at the state-of-the-art, 18,000-seat Bradley Center sports facility. Considered by most to be the finest hockey arena in the United States, the Bradley Center is located in the heart of downtown Milwaukee.

Wisconsin claimed the Pettit Cup, given to the Showdown champion, in 1989, 1990, 1991 and 1993, beating hockey powers Boston College (1989), North Dakota (1990), Maine (1991) and Northern Michigan (1993). Boston University has been the only team to take the Cup from Wisconsin in 1992.

In addition to four-time Showdown champion Wisconsin, the '94 field includes defending NCAA champion Lake Superior State and Bowling Green

State, both from the CCHA. Northeastern joins the field from Hockey East. Lake Superior and Northeastern are making their first appearances in tournament. Bowling Green makes its second appearance (1990).

Participants in the Bank One Badger Hockey Showdown have come from every Division I conference and even from Canada. Hockey East has been represented by Boston College, Boston University, Maine and Providence. From the CCHA, Alaska-Fairbanks, Bowling Green State and Miami (Ohio) have participated. The ECAC has been represented by St. Lawrence. Then-independent Notre Dame was part of the tournament field in 1989. WCHA rivals Minnesota-Duluth, North Dakota and Northern Michigan have also taken part. The University of Toronto became the first Canadian team to participate in 1991.

The Showdown has set attendance records every year. In 1990, the championship game between Wisconsin and North Dakota drew 17,671 fans setting a record for a WCHA match-up.

Second-day attendance has sold-out the last four years.

1994 Showdown

Tuesday, Dec. 28


5:00 Lake Superior St. vs Northeastern

8:00 Wisconsin vs Bowling Green St.

Wednesday, Dec. 29

5:00 Third-place game

8:00 Championship game



Year-by-Year Attendance

1989

Day 1	13,380
Day 2	16,674
Totals	30,054

1990

Day 1	14,980
Day 2	17,671
Totals	32,651

1991

Day 1	16,867
Day 2	17,711
Totals	34,578

1992

Day 1	17,633
Day 2	17,749
Totals	35,382

1993

Day 1	17,017
Day 2	17,690
Totals	34,707

Totals

Day 1	79,877
Day 2	87,495
Totals	167,372
Avg./10 games	16,737

SHOWDOWN HISTORY

ALL-TOURNAMENT TEAMS

1989

F - Scott Keller, UMD
F - **Chris Tancill**, UW
F - Gary Shuchuk, UW
D - Mark Osiecki, UW
D - Greg Brown, BC
G - Sandy Galuppo, BC
Most Valuable Player
Goaltender Sandy Galuppo, BC

1990

F - Dixon Ward, UND
F - **Doug Macdonald**, UW
F - Tray Tuomie, UW
D - Rob Andringa, UW
D - Jason Herter, UND
G - Duane Derksen, UW
Most Valuable Player
Goaltender Duane Derksen, UW

1991

F - **Jason Zent**, UW
F - Mark Kaufman, Yale
F - **Doug Macdonald**, UW
D - Barry Richter, UW
D - Jason Weinrich, Maine
G - Duane Derksen, UW
Most Valuable Player
Goaltender Duane Derksen, UW

1992

F - David Sacco, BU
F - Matt Oates, Miami
F - Doug Friedman, BU
D - **Barry Richter**, UW
D - Kaj Linna, BU
G - J.P. McKersie, BU
Most Valuable Player
Forward David Sacco, BU

1993

F - Mike Harding, NMU
F - Dean Fedorchuk, UAF
F - **Chris Tucker**, UW
D - Ian Paskowski, PC
D - **Brian Rafalski**, UW
G - Jim Carey, UW
Most Valuable Player
Goaltender Jim Carey, UW

PAST RESULTS

1989

Semi-finals
Boston College 3, Minn.-Duluth 2
Wisconsin 9, Notre Dame 3
Third-Place
Minn.-Duluth 9, Notre Dame 1
Championship
Wisconsin 6, Boston College 3

1990

Semi-finals
North Dakota 8, Bowling Green St. 2
Wisconsin 3, St. Lawrence 0
Third-Place
St. Lawrence 6, Bowling Green St. 3
Championship
Wisconsin 3, North Dakota 2

1991

Semi-finals
Maine 4, Toronto 1
Wisconsin 6, Yale 1
Third-Place
Yale 9, Toronto 2
Championship
Wisconsin 3, Maine 2

1992

Semi-finals
Boston University 4, Miami 3
Wisconsin 10, Boston College 3
Third-Place
Miami 6, Boston College 3
Championship
Boston University 6, **Wisconsin 3**

1993

Semi-finals
Northern Michigan 5, Providence 4
Wisconsin 8, Alaska-Fairbanks 5
Third-place
Providence 6, Alaska-Fairbanks 3
Championship
Wisconsin 3, Northern Michigan 2

SHOWDOWN RECORDS

Single Game

Most Goals — 4, by Mark Kaufmann (Yale) vs. Toronto, 12-28-91

Most Assists — 4, Jack Duffy (Yale) vs Toronto, 12-28-91

Most Points — 4, by M. Kaufmann (4-0-4) (Yale) vs Toronto, 12-28-91; by Jack Duffy (0-4-4) (Yale) vs UW, 12-28-91; by Brian Rafalski (2-2-4) (UW) vs UAF, 12-28-93.

Most Penalties — 5, Jack Duffy (Yale) vs UW, 12-27-91

Most Penalty Minutes — 14, Kaj Linna (3-14) (Boston Univ.) vs UW, 12-29-92; Lorne Kanigan (3-14) (Alaska-Fairbanks) vs UW, 12-28-93

Most Saves — 40, Les Kuntar (St. Lawrence) vs. UW, 12-28-90 and Paul Henriques (Toronto) vs. Maine, 12-27-91

Fewest Saves — 9, Duane Derksen (UW), vs North Dakota, 12-29-90

Most Shots on Goal — 44, Maine, vs. Toronto, 12-27-91

Fewest Shots on Goal — 11, North Dakota vs UW, 12-29-90

Tournament (two games)

Most Goals — 4, by Mark Kaufmann (Yale), 1991

Most Assists — 4, Jack Duffy (Yale), 1991; Gary Shuchuk (UW), 1989; and Barry Richter (UW), 1992

Most Points — 6, by Gary Shuchuk (1-2) vs Notre Dame and (1-2) vs Boston College, 1989

Most Saves — 60, Jim Carey (34-26) (UW), 1993

Most Shots on Goal — 81, Alaska-Fairbanks (42-39), 1993

BADGER MOMENTS

THE SIXTIES

March, 1962

Athletic Director Ivan Williamson announces the return of hockey as an inter-collegiate sport after a 28-year absence.

December 6, 1963

A rebound goal by Chan Young gives Wisconsin its first modern collegiate victory, a 3-2 ot decision over Macalaster.

December 11, 1964

To upgrade the program, the Badgers schedule eight games against WCHA teams, but unfortunately lose all eight.

February 22, 1966

After 13 straight losses to WCHA teams, the Badgers post a 5-4 overtime victory over Minnesota. Jim Petruzzates scores on a break-away two minutes into overtime.

April 1, 1966

Following John Riley's retirement, Bob Johnson is named head coach.



March, 1968

Bert DeHate, a sophomore center, wins the national scoring title with 77 points (47 goals and 30 assists). DeHate has seven hat tricks.

March 30, 1969

The Badgers join the WCHA.

THE SEVENTIES

March, 1970

Wisconsin places fourth in the WCHA, eventually finishing third in the NCAA Championships. Defense-man John Jagger becomes the first Badger to earn all-America honors.



March, 1972

The Badgers make their second appearance at the NCAA Championships in three seasons.

March 16, 1973

Wisconsin stuns Cornell, 6-5 in overtime, to advance to the finals of the NCAA Championships. A goal with five seconds left in regulation by Dean Talafous ties the game. Talafous then tallies the winner with 33 seconds left in ot.

March 17, 1973

With a 4-2 victory over Denver, Wisconsin wins the NCAA Championship for the first time.

February 19, 1977

Wisconsin captures the MacNaughton Cup. With a

6-4 win over Minnesota-Duluth, the Badgers clinch their first WCHA regular-season championship.

March 25, 1977

The Badgers make it to the final four. Les Grauer scores the tying goal and Mike Eaves gets the game-winner over New Hampshire (4-3, ot) in the NCAA semi-finals.

March 26, 1977

Steve Alley culminates the Badgers' finest season with a goal 0:23 into overtime to give Wisconsin a 6-5 win over Michigan for the school's second NCAA Championship. Wisconsin becomes the first team to capture the Big Ten, WCHA and NCAA titles in one season. Bob Johnson is named national coach of the year, while his son Mark is named freshman of the year.



March 25, 1978

Wisconsin fans take Providence, R.I., by storm for the 1978 NCAA Championship, and are proclaimed the "World's Greatest Hockey Fans" by the city. Mike Eaves concludes his UW career as the school's all-time scoring leader.

March, 1979

The Badgers play before 21 sellout crowds. The average crowd of 8,654 at the Dane County Memorial Coliseum is eight short of a sellout. Mark Johnson closes out his Badger career as the top goal scorer (125) in UW history.

THE EIGHTIES

March 28, 1981

The Badgers win the NCAA crown for the third time with a 6-3 decision over Minnesota. The Badgers defeat the No. 1 teams in the ECAC (Clarkson), the CCHA (Northern Michigan) and the WCHA (Minnesota).

March 27, 1982

Wisconsin makes its seventh NCAA Championship appearance, finishing second to North Dakota.

June 1, 1982

Bob Johnson resigns after 15 years at Wisconsin. He guided the Badgers to three NCAA titles, seven NCAA tourney appearances and the best attendance of any program in the country.

July 8, 1982

Jeff Sauer is named the school's fourth coach.



BADGER MOMENTS

March 24-26, 1983

After sweeping Minnesota to gain the WCHA Playoff Championship, the Badgers advance past St. Lawrence in the NCAA Quarterfinals and claim their fourth NCAA title beating Providence (2-0) and Harvard (6-2), both of Hockey East.

January 1, 1984

Wisconsin becomes the only American college team to defeat the 1984 U. S. Olympic team (4-2) on its preparation tour.

November 23, 1985

Wisconsin records its 500th victory since reviving hockey in 1963 with a 6-2 victory over North Dakota in the Coliseum.

December 30, 1987

Wisconsin beats CCHA members Michigan and Michigan State to win the 23rd annual Great Lakes Invitational Tournament before 19,482 at Joe Louis Arena.

March 6-7, 1988

Wisconsin defeats UND (2-1) and Minnesota (3-2) to claim the first WCHA playoff championship.



December 28-29, 1989

Wisconsin hosts the inaugural Bank One Badger Hockey Showdown in Milwaukee. The Badgers defeat Notre Dame (9-3) and Boston College (6-5) to capture the Pettit Cup.



THE NINETIES

February 16, 1990

Wisconsin plays its 1,000th game, a 6-3 victory at Minnesota.

February 24, 1990

Wisconsin defeats North Dakota (5-4 in overtime) on Chris Tancill's goal to clinch the school's second MacNaughton Cup.



March 12, 1990

Wisconsin defeats Minnesota, 7-1, to claim the 1990 WCHA playoff championship. It is the UW's ninth WCHA playoff title and second in three years.

March 24, 1990

Wisconsin completes an NCAA quarterfinal sweep of Maine with a 4-3 overtime win. The win sends the Badgers to Detroit for the 1990 NCAA Championships.

March 30, 1990

The Badgers down Boston College (2-1) in an NCAA semi-final game in Detroit as Chris Tancill scores both goals. More than 8,000 Badger fans made the trip to Detroit.

April 1, 1990

Sauer's Badgers down Colgate (7-3) to claim the school's fifth NCAA hockey title before 15,034 fans at Joe Louis Arena. John Byce records a hat trick.



December 28, 1990

Sauer records his 400th career victory over St. Lawrence at the Showdown.

December 29, 1990

The Badgers claim their second Bank One Badger Hockey Showdown title,

defeating North Dakota (3-2) in the championship game. The contest drew 17,671 fans, setting a WCHA record for attendance.

December 28-29, 1991

Wisconsin wins its third straight Bank One Badger Showdown title. The Badgers defeat No. 1-ranked Maine (3-2) for the championship. The two-day tourney draws 34,578 fans.

April 2-4, 1992

Wisconsin defeats Michigan, 4-2, to move into the NCAA championship game against Lake Superior State. The Badgers lose the title contest, 5-3, but become the lowest seeded team to advance to the championship game. It is the UW's second Final Four appearance in three years.

March 26-27, 1993

Wisconsin receives its sixth straight NCAA bid and travels to Detroit for the NCAA West Regionals. The Badgers defeat Miami University (3-1) before dropping a 4-3 overtime decision to Michigan who advanced to the Final Four.

March 25-26, 1994

With their seventh consecutive bid to the NCAA tournament, Wisconsin traveled to Albany, New York for the NCAA East Regional. The Badgers handled Western Michigan 6-3, but lost to top-ranked Boston University, 4-1.

1973 NCAA CHAMPIONS

"We're No. 1" 1973 NCAA Championships

Boston, Mass. (Boston Garden)

March 17, 1973

Daily Cardinal, March 19, 1973

The Wisconsin Badgers are the National Champions of collegiate hockey. Wisconsin won the National Collegiate Athletic Association (NCAA) Championship last weekend by beating Cornell 6-5, in overtime and then disposing of Denver 4-2 in the title game. It was the first Wisconsin team to win an NCAA title since the Badger boxing team did in 1956.

The Badgers came within five seconds of never having a shot at the title at all. That's how much time was left on the Boston Garden clock when Wisconsin tied Cornell 5-5 to send the game into sudden-death overtime. Wisconsin, after making an incredible comeback, scored the game-winner with 33 seconds left in the overtime period. Dave Olmstead centered the puck to freshman Steve Alley. Alley's shot was blocked, but the rebound came to Dean Talafous who scored the winner.

Wisconsin then moved into the championship game with Denver, who had ousted Boston College 10-4 in the tournament's first game on Thursday night. Wisconsin freshman Dave Pay opened the scoring in the first period but Denver tied it at 1-1. The Pioneers

took a 2-1 lead early in the second period but from that point on it was all Wisconsin. The Badgers showed no after-effects of the exhausting game against Cornell the night before, and completely outplayed Denver. The Pioneers were the Western Collegiate Hockey Association Champion and had been ranked the No. 1 team in the nation coming into the NCAA tourney.

Captain Tim Dool tied the game at 2-2 and then Talafous put Wisconsin ahead 3-2. Senior Jim Johnston added an insurance goal in the third period and junior Jim Makey was superb in the nets kicking out 32 Denver shots. But somehow, even the national championship game paled in comparison with the Badger team heroics against Cornell.

No NCAA tournament team was named, but Talafous was named Most Valuable Player. Wisconsin became the first team since 1965 to win both Friday and Saturday night games in the national tournament.

The Badgers finished the season with a school record for wins in a 29-9-2 season. Coach Bob Johnson finished his seventh year at Wisconsin with a record of 158-73-6.

1972-73 ROSTER

1	Dick Perkins (g)
1	Doug Spitzig (g)
2	Tom Machowski (d)
3	Jack Johnson (d)
4	Bob Lundeen (d)
5	Dave Arundel (d)
6	Steve Short (d)
7	John Taft (d)
8	Gary Winchester (c)
9	Dave Pay (f)
10	Jim Johnston (rw)
11	Steve Alley (f)
12	Dennis Olmstead (f)
13	Tom Kuklinski (lw)
14	Ernie Blackburn (d)
15	Billy Reay, Jr. (rw)
16	Bob Shaughnessy (c)
17	Dean Talafous (c)
18	Mark Lomenda (f)
19	Don Deprez (lw)
20	Stan Hinkley (lw)
21	Norm Cherrey (rw)
22	Lloyd Bentley (c)
23	Tim Dool (lw)
24	Doug Kelso (rw)
25	Chris Wright (c)
30	Doug McFadden (g)
30	Jim Makey (g)

GAME SUMMARY

period 1	time
UW-Pay 17 (Johnston)	3:05
DU-J. Miller (McNab, Pearson)	...	3:55
period 2		
DU-Preston (McNab), ppg	0:54
UW-Dool 12 (Cherrey, Bentley), ppg		4:17
UW-Talafous 21 (Lundeen, DePrez)		8:30
period 3		
UW-Johnston 14 (Winchester, Pay)		2:34
penalties: UW 3-6; DU 2-4		

Score By Period

Wisconsin	1	2	1	=	4
Denver	1	1	0	=	2

Saves by Period

Makey (UW)	13	10	9	=	32
Grahame (DU)	11	7	7	=	25

Shots on Goal

Wisconsin	12	9	8	=	29
Denver	14	12	9	=	35

Championship Results

Denver 10, Boston College 4
WISCONSIN 6, Cornell 5 (ot)
 Boston College 3, Cornell 1 (3rd Place)
WISCONSIN 4, Denver 2
 (Championship)

Power Plays

Wisconsin	1-2
Denver	1-3

Attendance: 8,055

1977 NCAA CHAMPIONS

"Badger Hockey Party Relocates in Detroit"

1977 NCAA Championships

Detroit, Mich. (Olympia Stadium)

March 26, 1977

Milwaukee Journal, March 27, 1977

(Editor's note: Parts of this game story were taken from the March 27, 1977 Wisconsin State Journal article written by Jay Poster)

Steve Alley slammed in a rebound off Tom Ulseth's shot 23 seconds into the overtime to give the weary Badgers a 6-5 victory over Michigan and the 1977 NCAA Hockey Championship.

If Wisconsin was off balance in Friday's overtime victory over New Hampshire, the Badgers came out clicking against the Wolverines. They passed crisply and confidently and played strong defense, with the forwards back checking consistently. Julian Baretta played confidently and positively in the net.

Alley scored on a power play 2:29 into the game when he fought off a man in the slot and deflected a Craig Norwich slapshot from the center blueline past goalie Rick Palmer. Dave Herbst scored on a breakout off a beautiful pass from Craig Norwich at 9:27. The two Badgers steamed down the slot, Norwich on the left side and Herbst

slightly ahead of him on the right. Norwich slid a pass through traffic to Herbst at the goal mouth and Herbst flicked the pass in.

Mark Johnson scored on a rebound off an Alley shot on a power play at 15:12. Norwich, at the blueline, passed to Eaves in the left circle and Eaves got it to Alley, who got off a shot in the slot. The rebound hopped out to Palmer's left and lay there until Johnson could roar in from the right circle to flip it over Palmer.

In the second period, Mike Meeker carried the puck down the right wing boards, stopped and deked around a defender at the top of the circle then skated a stride and floated a backhand which hit the bottom of Palmer's glove and skittered down into the net.

Baretta, a sophomore, was named the Most Valuable Player in the Tournament. Baretta, along with defensemen Norwich and John Taft were members of the all-tournament team. Wisconsin became the first team to win the Big Ten, WCHA and NCAA titles in the same season.

1976-77 ROSTER

1	Julian Baretta (g)
2	Bob Suter (d)
3	John Suter (d)
4	John Gregory (d)
5	Craig Norwich (d)
7	John Taft (d)
8	Norm McIntosh (d)
9	Les Grauer (w)
10	Mark Johnson (c)
11	Steve Alley (w)
12	Ian Perrin (d)
14	Brad Mullens (d)
15	Tim Phippen (rw)
16	Tom Ulseth (w)
17	Mike Eaves (c)
18	Murray Johnson (w)
19	Mike Meeker (c-rw)
20	Mark Capouch (w)
21	Clark Kavolinas (w)
22	Dave Lundeen (c)
24	Rod Romanchuk (c-w)
25	Dave Herbst (c-w)
26	Ron Griffin (d)
27	Mike Dibble (g)
29	Jim Scheid (c)
30	Dave McNab (g)

GAME SUMMARY

period 1	time
UW-Alley 31 (Norwich, Eaves), ppg ..	2:29
UW-Herbst 14 (Norwich, Lundeen) ..	9:27
UW-M. Johnson 35 (Eaves, Alley), ppg ..	15:12
MI-Maurer (Manery, R. Palmer), ppg	16:13
period 2	
MI-DeBol (Maurer, R. Palmer), ppg ..	1:33
UW-Meeker 26 (M. Johnson, B. Suter) ..	2:54
period 3	
UW-M. Johnson 36 (Grauer, Meeker) ..	1:10
MI-Miller (DeBol, Todd)	1:36
MI-DeBol (Thayer)	2:14
MI-Waymann (Maurer)	14:22
overtime	
UW-Alley 32 (Eaves, Ulseth)	0:23

penalties: UW 9-18; MI 6-12

Score by Period

Wisconsin	3	1	1	1	=	6
Michigan	1	1	3	0	=	5

Saves by Period

Baretta (UW)	10	12	12	0	=	34
Palmer (MI)	8	9	7	0	=	24

Shots on Goal

Wisconsin	11	10	8	1	=	30
Michigan	11	13	15	0	=	39

Championship Results

Michigan 5, Boston University 4
WISCONSIN 4, New Hampshire 3 (ot)
 Boston Univ. 5, New Hampshire 5 (3rd Place Game)
WISCONSIN 6, Michigan 5 (ot)
 (Championship)

Power Plays

Wisconsin	2-4
Michigan	2-7

Attendance: 14,437

1981 NCAA CHAMPIONS

"Back Door Badgers Exit Out Front"

1981 NCAA Championships

Duluth, Minn. (Duluth Arena)

March 28, 1981

Capital Times, March 30, 1981

The Wisconsin hockey team took full advantage of its at-large berth and captured the NCAA title for the third time under Head Coach Bob Johnson.

The Badgers downed CCHA champion Northern Michigan in the semi-final game (5-1) and then took on the top-ranked team in the country and WCHA title winner Minnesota. Wisconsin beat Minnesota by a 6-3 count behind the steady goaltending of sophomore Marc Behrend and a total team effort that the Gophers could not match. Behrend, who was also in the nets against Northern Michigan, was selected tournament Most Valuable Player and along with freshman center John Newberry made the all-tournament team.

Behrend had 55 saves in the tournament, 25 against NMU and 30 against the Gophers. Newberry led the Badgers in scoring with two goals and four assists and tied Aaron Broten of Minnesota for the scoring leadership in the Final Four.

Wisconsin playing on an emotional high, never let the Gophers get into their style of play and first period goals by senior Dan Gorowsky, Newberry and Lebler gave the Badgers confidence.

Wisconsin jumped out to a 4-0 lead midway through the second period on a goal by freshman Ted Pearson. Minnesota cut the advantage to 4-1, but Newberry gave the Badgers its four-goal lead back with a power-play goal at 16:09. Minnesota pulled its goaltender with 1:25 remaining in the game and Lebler hit the open net from just outside his own blueline to ice the victory.

On its way to the 1981 NCAA crown, Wisconsin defeated the conference champs of all three Division I leagues. In the NCAA quarterfinals, Wisconsin beat Clarkson 9-8, in a total goals series. Clarkson was the ECAC title holder. Northern Michigan had captured the CCHA title and Minnesota finished first in the WCHA.

The Badgers finished their season with an overall record of 27-14-1, second in the WCHA and winners of the 34th NCAA Championship.

1980-81 ROSTER

1	Terry Kleisinger (g)
1	Kip Pendleton (g)
2	Jay McFarlane (d)
3	Steve McKenzie (d)
4	Pat Ethier (d)
5	Theran Welsh (d)
6	Jeff Andringa (d)
7	Todd Lecy (f)
8	Randy Keller (d)
9	Lexi Doner (f)
10	John Newberry (f)
11	Peter Johnson (f)
12	John Johansson (f)
13	Tim Sager (f)
14	Ed Repins (d)
15	Dan Gorowsky (f)
16	Scott Lecy (f)
17	Ken Keryluk (f)
19	Brian Mullen (f)
20	Ron Vincent (f)
22	Jon Morgan (f)
23	Scott Sabo (f)
24	Ted Pearson (f)
25	Bruce Driver (d)
26	Ed Lebler (f)
27	Brad Benson (f)
30	Jamey Gremore (g)
30	Marc Behrend (g)

GAME SUMMARY

period 1	time
UW-Gorowsky 12 (Newberry, Vincent)	9:24	
UW-Newberry 29 (Vincent, Welsh), ppg	14:49	
UW-Lebler 26 (Ethier)	19:49	
period 2		
UW-Pearson 6 (Lebler, Newberry)	9:23	
MN-Erickson (Ulseth, Knoke)	12:37	
UW-Newberry 30 (S. Lecy, Vincent), ppg	14:27	
period 3		
MN-Knoke (Jensen, A. Broten), ppg	0:10	
MN-Erickson (Hartzell, A. Broten), ppg	16:09	
UW-Lebler 27 (Driver), eng	18:40	

penalties: UW 10-20; MN 6-12

Score by Period

Wisconsin	3	2	1	=	6
Minnesota	0	1	2	=	3

Saves by Period

Behrend (UW)	8	9	13	=	30
Butters (MN)	8	12	13	=	33
Jetland (MN)			3	=	3

Shots on Goal

Wisconsin	11	14	17	=	42
Minnesota	9	10	15	=	34

Championship Results

Minnesota 7, Michigan Tech 2
WISCONSIN 5, Northern Michigan 1
 Michigan Tech 5, N. Michigan 2 (3rd Place)
WISCONSIN 6, Minnesota 3
 (Championship)

Power-Plays

Wisconsin	2-4
Minnesota	2-8

Attendance: 5,681

1983 NCAA CHAMPIONS

"BADGERS PUT TITLE ON ICE"

1983 NCAA Championships

Grand Forks, N.D. (Winter Sports Garden)

March 26, 1983

Wisconsin State Journal, March 27, 1983

In what was to be a transition year, first-year Coach Jeff Sauer guided the Badger hockey team to its fourth NCAA Championship, and second in the last three years. Sauer molded the squad slowly but suffered only one loss in the last 15 games. By downing the powers of the East, Wisconsin proved to the hockey world that without a doubt they were No. 1.

Wisconsin met Providence in the semi-finals of the NCAA meet, and with Marc Behrend in the nets, shut out the Friars 2-0.

There was no scoring in the opening period, but a carry over power-play helped Wisconsin get the winning goal 0:37 into the second period. Bruce Driver and John Johansson combined passes to set-up Paul Houck for his seventh power-play goal of the year and his 14th winning goal.

Behrend was tested only 17 times while recording his first shutout, and Wisconsin's second in NCAA tournament history. Jim Johansson tallied an open net goal with 0:47 remaining for the final tally.

Wisconsin faced Harvard in the

Championship game. The Badgers jumped out to a 3-0 lead with a goal in each of the first two periods and another goal early in the final stanza.

Pat Flatley, who along with Paul Houck were named to the all-tournament team, scored Wisconsin's first goal on a power play midway into the first period. Flatley picked up his second goal of the game late in the second period. Paul Houston made it 3-0 early in the third. Harvard then scored two goals with Driver getting one in between.

The Badgers pulled away late in the game with Houston scoring his second at the 18:39 mark and John Johansson tallying a short-handed, empty net goal at 19:21 to make it 6-2.

Behrend was honored as the tournament's Most Valuable Player. It was the second time he received the award having captured it in the 1981 tourney. Badger defenseman Chris Chelios was also named to the all-tournament team.

It was UW's fourth title in eight appearances in the Final Four and their third straight appearance in the championship game.

1982-83 ROSTER

1	Terry Kleisinger (g)
2	Jan-Ake Danielson (d)
4	Pat Ethier (d)
6	Jeff Andringa (d)
8	Ernie Vargas (c-w)
10	Jac de St. Phalle (w)
11	Jim Johansson (lw)
12	John Johansson (c)
13	Tom Carroll (rw)
14	Matt Walsh (d)
16	Paul Houck (rw)
17	Marty Wiitala (c)
18	Steve Tschipper (w)
19	Ted Pearson (lw)
20	Dave Maley (lw)
21	Chris Chelios (d)
22	Tom Ryan (w)
23	Scott Sabo (rw)
24	Eric Faust (d)
25	Bruce Driver (d)
26	Pat Flatley (rw)
27	Marc Behrend (g)
28	Paul Houston (c)
30	Gary Baxter (g)
33	Tim Sager (c)

GAME SUMMARY

period 1	time
UW-Flatley 24 (Houck, Driver), ppg	7:03	
period 2		
UW-Houston 25 (Houston, Maley)	16:09	
period 3		
UW-Houston 20 (Maley, Flatley)	3:00	
H-Fusco (Sheehy, Kukulowicz)	8:54	
UW-Driver 16 (Sabo, Wiitala)	11:35	
H-Kukulowicz (Sheehy)	12:22	
UW-Houston 21 (Driver, Maley), ppg	18:39	
UW-John Johansson 22 (Behrend), shg	19:21	

penalties: UW 5-10; H 7-14

Score by Period

Wisconsin	1	1	4	=	6
Harvard	0	0	2	=	2

Saves by Period

Behrend (UW)	9	10	5	=	24
Blair (H)	13	9	9	=	31

Shots on Goal

Wisconsin	14	10	13	=	37
Harvard	9	10	7	=	26

Championship Results

WISCONSIN 2, Providence 0
Harvard 5, Minnesota 3
Providence 4, Minnesota 3 (3rd Place Game)
WISCONSIN 5, Harvard 2 (Championship)

power-play

Wisconsin	2-6
Harvard	0-4

Attendance: 6,000

1990 NCAA CHAMPIONS

"Drive For Five Complete" 1990 NCAA Championships

Detroit, Mich. (Joe Louis Arena)

April 1, 1990

Badger Herald, April 2, 1990

(Editor's note: This story appeared in the April 2, 1990 edition of the Badger Herald and was written by Brian Fishman)

Colgate's game plan was wrecked in the first 3:23 by UW forward John Byce. His two early goals put the Red Raiders behind the eight ball, and left them in a precarious position, which they were not able to escape. The Badgers held off Colgate 7-3, and claimed the NCAA title.

Wisconsin capitalized on its first opportunity as Red Raider Steve Poapst was whistled for high sticking just 0:37 into the game. When Byce tipped in Sean Hill's blast from the left point, it put the Badgers ahead to stay. The telling play occurred less than two minutes later. With Colgate on the power play, Rob Mendel stole the puck and banked it off the boards and up to Byce who was breaking ahead of the pack. He deked Dave Gagnon and neatly deposited the puck through the netminder's pads.

Two goals by Byce and single tallies by tournament MVP Chris Tancill and Rob Andringa gave Wisconsin a 4-1 first-period lead. However, with 40 minutes to play there was still plenty of time for Colgate to put together a comeback. But Dennis Snedden took a pass from Brett Kurtz, skated around a Colgate defender and blasted the puck past netminder Gagnon, to make it 5-1.

Though Colgate pulled to within 6-3 midway through the third, Coach Jeff Sauer knew that victory was there. All facets of the game were clicking, as the Badgers scored on tip-ins, perfect passing, and booming slapshots while receiving Stanley Cup-style goaltending from Duane Derksen. The UW once again stood at the top of the college hockey world.

Along with MVP Tancill, center Byce, goaltender Derksen, and defensemen Mark Osiecki and Rob Andringa were selected to the all-tournament team.

1989-90 ROSTER

2	Barry Richter (rw-d)
4	Joe Harwell (d)
6	Sean Hill (d)
7	John Parker (c-rw)
8	Chris Nelson (d)
9	Steve Rohlik (lw)
10	Jon Helgeson (lw)
11	John Byce (c)
12	Doug Macdonald (c)
13	Jason Francisco (rw)
14	Joe Decker (rw)
15	Tray Tuomie (c-rw)
16	Gary Shuchuk (c)
17	Rob Mendel (d)
19	Tom Sagissor (lw)
20	Don Granato (c)
21	Rob Andringa (d)
22	Chris Tancill (rw)
23	Rodger Sykes (d)
24	Mark Osiecki (d)
25	Brett Kurtz (c)
26	Kurt Gonce (c-w)
27	Dennis Snedden (lw)
29	Duane Derksen (g)
31	Jon Michelizzi (g)

GAME SUMMARY

period 1	time
UW-Byce 25 (Hill, Andringa), ppg	1:30
UW-Byce 26 (Mendel), shg	3:23
CU-Gardner 26 (Dupere, Spott), ppg	4:58
UW-Tancill 39 (Andringa, Hill), ppg	7:33
UW-Andringa 9 (Hill, Macdonald), ppg	14:53
period 2	
UW-Snedden 10 (Kurtz, Osiecki)	5:03
CU-Poapst 4 (Gardner), ppg	9:42
UW-Shuchuk 41 (Richter, Rohlik), ppg	13:09
period 3	
CU-Cooke 17 (Woodcroft, Lillie), ppg	9:36
UW-Byce 27 (unassisted), eng	19:18
penalties: UW 14-28; CU 18-44	

Score by Period

Wisconsin	4	2	1	=	7
Colgate	1	1	1	=	3

Saves by Period

Derksen (UW)	4	4	13	=	21
Michelizzi (UW)			0	=	0
Gagnon (CU)	6	5	2	=	13

Shots on Goal

Wisconsin	10	7	3	=	20
Colgate	5	5	14	=	24


Championship Results

Colgate 3, Boston University 2
WISCONSIN 2, Boston College 1
WISCONSIN 7, Colgate 3 (Championship)

Power-Plays

Wisconsin	4-9
Colgate	3-6

Attendance: 15,034



THE RECORD BOOKS

<i>Class Leaders.....</i>	<i>110</i>
<i>Individual Records</i>	<i>111-113</i>
<i>Team Records</i>	<i>114-115</i>
<i>Top Ten Lists.....</i>	<i>116-117</i>
<i>Yearly Leaders</i>	<i>118-119</i>
<i>Hat Tricks</i>	<i>120</i>

CLASS LEADERS

FRESHMEN

Goals

1. Mark Johnson 36
(1976-77)
2. John Newberry 30
(1980-81)
3. Dennis Olmstead .. 23
(1972-73)
Doug Macdonald . 23
(1988-89)
5. Gary Shuchuk 19
(1986-87)
6. Dave Pay 18
(1972-73)
Gary Winchester .. 18
(1970-71)

Assists

1. Theran Welsh 45
(1977-78)
2. Mark Johnson 44
(1976-77)
3. Chris Chelios 43
(1981-82)
4. Mike Eaves 37
(1974-75)
5. Craig Norwich 34
(1974-75)

Points

1. Mark Johnson 80
(1976-77)
2. John Newberry 62
(1980-81)
3. Dennis Olmstead .. 55
(1972-73)
Theran Welsh 55
(1977-78)
5. Mike Eaves 54
(1974-75)
6. Chris Chelios 49
(1981-82)

SOPHOMORES

Goals

1. Mark Johnson 48
(1977-78)
2. Bert DeHate 47
(1967-68)
3. Paul Houck 38
(1982-83)
4. Tony Granato 33
(1984-85)
5. Bob Poffenroth 30
(1967-68)

Assists

1. Theran Welsh 54
(1978-79)
2. Sean Hill 39
(1989-90)
Gary Suter 39
(1984-85)
4. Mark Johnson 38
(1977-78)
5. Bruce Driver 37
(1981-82)
6. Doug Macdonald . 35
(1989-90)

Points

1. Mark Johnson 86
(1977-78)
2. Bert DeHate 77
(1967-68)
3. Paul Houck 71
(1982-83)
4. Tony Granato 67
(1984-85)
5. Bob Poffenroth 64
(1967-68)

JUNIORS

Goals

1. Mark Johnson 41
(1978-79)
2. Bert DeHate 36
(1968-69)
3. Steve Tuttle 31
(1986-87)
4. Peter Johnson 30
(1980-81)
5. Murray Heatley 29
(1968-69)

Assists

1. Craig Norwich 65
(1976-77)
2. Mike Eaves 53
(1976-77)
3. Theran Welsh 51
(1979-80)
4. Tim Thomas 50
(1984-85)
5. Mark Johnson 49
(1978-79)

Points

1. Mark Johnson 90
(1978-79)
2. Craig Norwich 83
(1976-77)
3. Mike Eaves 81
(1976-77)
4. Kelly Fairchild 64
(1993-94)
5. John Johansson 63
(1982-83)

SENIORS

Goals

1. Gary Shuchuk 41
(1989-90)
2. Chris Tancill 39
(1989-90)
3. Paul Ranheim 36
(1987-88)
4. Peter Johnson 35
(1981-82)
5. Steve Alley 32
(1976-77)

Assists

1. Mike Eaves 58
(1977-78)
2. Tony Granato 45
(1986-87)
Andrew Shier 45
(1990-94)
4. Theran Welsh 44
(1980-81)
John Byce 44
(1989-90)

Points

1. Mike Eaves 89
(1977-78)
2. Gary Shuchuk 80
(1989-90)
3. Scott Lecy 75
(1980-81)
4. Tony Granato 73
(1986-87)
5. John Byce 71
(1989-90)
Chris Tancill 71
(1989-90)

INDIVIDUAL RECORDS

1963-94

MOST GAMES PLAYED

Career

179, Rob Andringa (1987-91)
177, Gary Shuchuk (1986-90)
173, Chris Tancill (1986-90)
WCHA: 133, Paul Stanton (1985-89)

MOST GOALS

Career

125, Mark Johnson (1976-79)
108, Bert DeHate (1966-70)
100, Tony Granato (1983-87)
WCHA: 91, Mark Johnson (1976-79)

Season

48, Mark Johnson (1977-78)
47, Bert DeHate (1967-68)
41, Mark Johnson (1978-79)
41, Gary Shuchuk (1989-90)
WCHA: 39, Mark Johnson (1977-78)

Game

5, Bert DeHate vs Ohio Univ. (2-24-67)
Mike Meeker vs MTU (10-29-77)
Mark Johnson vs MTU (1-27-78)

Period

4, Mark Fitzgerald (2nd) vs OU (2-24-67)

MOST ASSISTS

Career

194, Theran Welsh (1977-81)
173, Mike Eaves (1974-78)
131, Mark Johnson (1976-79)
WCHA: 147, Theran Welsh (1977-81)

Season

65, Craig Norwich (1976-77)
58, Mike Eaves (1977-78)
54, Theran Welsh (1978-79)
WCHA: 49, Craig Norwich (1976-77)

Game

6, Mark Fitzgerald at Lake Forest (2-13-68)

Period

4, Don Addison (1st) vs St. Mary's (1-6-7);
Bob Suter (2nd) vs Denver (2-3-79)

MOST POINTS

Career

267, Mike Eaves (1974-78)
256, Mark Johnson (1976-79)
228, Theran Welsh (1977-81)

Season

90, Mark Johnson (1978-79)
89, Mike Eaves (1977-78)
86, Mark Johnson (1977-78)
WCHA: 70, Eaves and Johnson (1977-78)

Game

8, Tom French (4-4) vs Ill. Club (12-13-63)
Ron Leszczynski (4-4) vs I.C. (12-13-63)
Bert DeHate (5-3) vs O.U. (2-24-67)

Period

5, Bob Suter (2nd) vs Denver (2-3-79);
Brian Mullen (2nd) at UND (3-13-82)

MOST PENALTIES

Career

179, Jason Zent (1990-94)
177, Bob Suter (1975-79)
143, Gary Shuchuk (1986-90)
WCHA: 140, Jason Zent (1990-94)

Season

56, Dan Plante (1992-93)
56, Jason Zent (1993-94)
55, Gary Suter (1984-85)
WCHA: 48, G. Suter (1984-85);
Garry Bunz (1986-87)

Game

7, Don Addison vs UW-Superior (11-25-66)

Period

5, Gary Suter (3rd) at Maine (12-7-84);
Tom Sagissor (3rd) vs CC (2-10-90)

MOST PENALTY MINUTES

Career

397, Jason Zent (1990-94)
377, Bob Suter (1975-79)
338, Tom Sagissor (1986-90)
WCHA: 319, Jason Zent (1990-94)

Season

142, Dan Plante (1992-93)
135, Dave Maley (1985-86)
134, Garry Bunz (1983-84)
WCHA: 118, Maley (1985-86);
Bunz (1986-87)

Game

26, Dave Lundeen at MSU (3-11-76)

Period

16, Bob Suter (3rd) at CC (1-22-77)

MOST WINNING GOALS

Career

22, Mark Johnson (1975-79)
19, Chris Tancill (1986-90)

Season

10, John Newberry (1981-82)
9, Jim Young (1971-72)
Steve Alley (1976-77)
Paul Houck (1982-83)

MOST SHORT-HANDED GOALS

Career

9, Norm Cherrey (1969-73)
8, Steve Tuttle (1984-88)

Season

6, Norm Cherrey (1972-73)
5, Brian Mullen (1981-82)
Paul Houck (1982-83)
Steve Tuttle (1987-88)

Game

3, Norm Cherrey vs UMD (2-17-73)

Period

2, Norm Cherrey (2nd) vs UMD (2-17-73)

MOST POWER-PLAY GOALS

Career

47, Mark Johnson (1975-79)
42, Mike Eaves (1974-78)

Season

17, Mark Johnson (1976-77)
Peter Johnson (1981-82)
Chris Tancill (1989-90)

Game

3, Les Grauer vs Minnesota (1-20-79)
Steve Tuttle vs Boston Univ. (1-2-87)
John Byce vs MTU (11-5-88)

Did You Know ...

- The longest game in UW history lasted 81:28. On Mar. 5, 1983, the Badgers beat North Dakota, 6-5 in triple overtime to claim the WCHA Playoff Championship

- Wisconsin went almost seven years (316 games) without being shutout from 1-14-72 to 12-28-79.

- The record for most consecutive games scoring at least one goal is held by Steve Alley and John Byce. Alley scored in nine straight games from Oct. 15, 1976 through Nov. 19, 1976. Byce accomplished the same feat more recently from Jan. 6, 1990 through Feb. 3, 1990.

GOALTENDING RECORDS

MOST GAMES PLAYED

Career

126, Duane Derksen (1988-92)

110, Dean Anderson (1984-88)

WCHA: 94, Duane Derksen (1988-92)

Season

45, Dean Anderson (1987-88)

42, Duane Derksen (1990-91)

WCHA: 35, Dean Anderson (1987-88)

MOST MINUTES PLAYED

Career

7,444, Duane Derksen (1988-92)

6,327, Dean Anderson (1984-88)

WCHA: 5,665, Duane Derksen (1988-92)

Season

2,718, Dean Anderson (1987-88)

2,474, Duane Derksen (1990-91)

WCHA: 2,113, Dean Anderson (1987-88)

Game

81:28, Marc Behrend at UND (3-5-83)

MOST SAVES

Career

3,222, Duane Derksen (1988-92)

3,024, Dean Anderson (1984-88)

WCHA: 2,478, Duane Derksen (1988-92)

Season

1,305, Dean Anderson (1987-88)

1,148, Mike Richter (1986-87)

WCHA: 981, Dean Anderson (1987-88)

Game

62, Jim Makey at MSU (1-12-73)

Period

25, Terry Kleisinger vs UM (11-29-80)

MOST VICTORIES

Career

80, Duane Derksen (1988-92)

68, Dean Anderson (1984-88)

WCHA: 55, Duane Derksen (1988-92)

Season

31, Duane Derksen (1989-90)

30, Dean Anderson (1987-88)

WCHA: 22, Dean Anderson (1987-88)

Top Wisconsin Save Performances

Rnk	Goaltender	Date — Opp.	Saves
1.	Jim Makey	Jan. 12, 1973 — MSU	62
2.	Dick Perkins	Feb. 22, 1974 — at UND	55
3.	Mike Dibble	Feb. 20, 1976 — MICH	53
4.	Roy Schultz	Feb. 23, 1980 — CC	51
	Mike Richter	Mar. 8, 1986 — UM	51
6.	Roy Schultz	Nov. 18, 1978 — UND	49
7.	Mike Dibble	Feb. 28, 1976 — at MTU	48
8.	Mike Dibble	Feb. 7, 1976 — CC	47
	Terry Kleisinger	Oct. 25, 1980 — DU	47
	Mike Richter	Nov. 21, 1986 — DU	47
	Mike Richter	Jan. 4, 1987 — BU	47
12.	Mike Richter	Dec. 21, 1985 — Harvard	46
13.	Mike Dibble	Jan. 22, 1977 — CC	45
	Mike Dibble	Feb. 26, 1977 — DU	45
	Julian Baretta	Nov. 24, 1978 — UMD	45
	Mike Richter	Nov. 22, 1986 — at DU	45
	Jim Carey	Jan. 16, 1993 — UND	45

MOST SHUTOUTS

Career

9, Terry Kleisinger (1980-84)

6, Bob Vroman (1967-70)

Duane Derksen (1988-92)

Season

4, Terry Kleisinger (1981-82)

BEST WON-LOSS %

Career

.842 (49-8-3), Marc Behrend (1980-83)

.692 (51-21-6), Julian Baretta (1975-79)

Season

.921 (17-1-1), Marc Behrend (1982-83)

.913 (21-2-0), Julian Baretta (1976-77)

LOWEST GOALS-AGAINST AVG

Career

2.49 (39 games), Curtis Joseph (1988-89)

2.64 (62 games), Marc Behrend (1980-83)

Season

2.23 (22 games), Marc Behrend (1982-83)

2.49 (38 games), Curtis Joseph (1988-89)

BEST SAVE PERCENTAGE

Career

.922 (1061-1155), Curtis Joseph (1988-89)

.912 (1705-1869), Marc Behrend (1980-83)

Season

.922, Curtis Joseph (1988-89)

.920, Marc Behrend (1982-83)

FEWEST SAVES

Game

8, Dave McNab vs UMD (1-16-76)

Period

1, Dick Perkins vs CC (11-17-72)

Julian Baretta vs UMD (1-17-76)

Roy Schultz vs Michigan (11-11-78)

Marc Behrend vs NMU (1-2-82)

Marc Behrend vs CC (2-26-83)

DEFENSEMEN RECORDS

Top 10 Scoring Defensemen

RK	Name (GP)	Pts.
1.	Theran Welsh (161)	228
2.	Craig Norwich (114)	168
3.	Tim Thomas (151)	154
4.	John Taft (156)	131
5.	Sean Hill (124)	129
6.	Paul Stanton (167)	115
7.	Bruce Driver (127)	114
8.	Norm McIntosh (158)	113
9.	Rob Andringa (179)	104
10.	Bob Suter (157)	103

Top 5 — Goals

1.	Craig Norwich	42
2.	Tim Thomas	41
3.	John Taft	36
4.	Sean Hill	35
5.	Theran Welsh	34

Top 5 — Assists

1.	Theran Welsh	194
2.	Craig Norwich	126
3.	Tim Thomas	113
4.	John Taft	95
5.	Sean Hill	94

The Fastest

Two Goals

The fastest two goals in UW history were scored :06 apart by Bob Suter and Rod Romanchuk vs Denver on Feb. 3, 1979. The feat was matched six years later by Tony Granato and Jim Johansson at Lowell on Oct. 27, 1985.

Two Goals by One Player

Steve Alley set the UW mark for quickest two goals by one player. On Jan. 29, 1977 vs Michigan State he scored goals :10 apart. Prior to Alley, Murray Heatley set the record with two goals in 12 seconds vs Minnesota on Feb. 6, 1970. Bob Lundeen matched it at Michigan State on Jan. 4, 1974.

Three Goals

Pat Flatley, Peter Johnson and Brian Mullen combined for the fastest three goals in Badger history scoring three goals in 31 seconds. They set the record at North Dakota on Mar. 13, 1982. They broke a record which had stood for 20 years. Frank Young, John Russo and Tom French scored goals 31 seconds apart vs St. Mary's on Nov. 29, 1963.

Goal at Start of Game

Gary Winchester holds this mark. On Jan. 20, 1979, he scored :09 into the game vs Clarkson.

Goal at Start of Period

On Jan. 26, 1980, Ron Vincent scored :05 into the second period vs Michigan State.

MOST GAMES PLAYED

Career

179, Rob Andringa (1987-91)
170, Rob Mendel (1986-90)

MOST GOALS

Career

42, Craig Norwich (1974-77)
41, Tim Thomas (1981-86)

Season

19, Sean Hill (1990-91)
18, Craig Norwich (1976-77)
18, Ron Griffin (1979-80)

Game

3, Bruce Driver vs UMD (1-8-83)
Gary Suter vs Lowell (11-9-84)
Maco Balkovec vs UND (1-3-92)
Barry Richter at UMD (11-27-92)

MOST ASSISTS

Career

194, Theran Welsh (1977-81)
126, Craig Norwich (1974-77)

Season

65, Craig Norwich (1976-77)
54, Theran Welsh (1978-79)

Game

5, Bob Suter vs Denver (2-3-79)

MOST POINTS

Career

228, Theran Welsh (1977-81)
168, Craig Norwich (1974-77)

Season

83, Craig Norwich (1976-77)
63, Tim Thomas (1984-85)

Game

7, Bob Suter vs Denver (2-3-79)

MOST PENALTIES

Career

177, Bob Suter (1975-79)
132, Paul Stanton (1985-89)

Season

55, Gary Suter (1984-85)
53, Sean Hill (1990-91)

Game

7, Don Addison vs UW-Superior (11-25-66)
6, Bob Suter at North Dakota (11-17-78)

MOST PENALTY MINUTES

Career

377, Bob Suter (1975-79)
310, Paul Stanton (1985-89)

Season

134, Garry Bunz (1986-87)
126, Paul Stanton (1988-89)

Game

22, Pat Ethier at North Dakota (2-7-81)
20, Bob Suter at UND (11-17-78)

TEAM RECORDS

1963-94

MOST GOALS

Season: 264 (1976-77)
WCHA: 192 (1976-77)
Game: 20 vs Windsor (10-16-81); W 20-0
WCHA: 13 vs MSU (1-6-79); W 13-3
Period: 9 vs Windsor (10-16-81)
WCHA: 7 vs MSU (2nd)(1-6-79)

Both Teams

Game: 19 vs SM (11-29-63), W 13-6;
at Mich. (2-5-77), W 11-8

MOST ASSISTS

Season: 439 (1976-77)
WCHA: 310 (1976-77)
Game: 26 vs MSU (1-6-79); W 13-3
WCHA: 22 vs ND (3-5-78);
vs MSU (1-6-79)
Period: 14 vs WO (3rd)(10-22-76)
WCHA: 12 vs MSU (2nd)(1-6-79)

Both Teams

Game: 30 at NMU (11-17-89)

MOST SCORING POINTS

Season: 702 (1976-77)
WCHA: 502 (1976-77)
Game: 46 vs Windsor (10-16-81)
WCHA: 35 vs MSU (1-6-79)
Period: 20 vs Yale (1st)(12-28-80);
vs Air Force (3rd)(11-26-82)
WCHA: 19 vs MSU (2nd)(1-6-79)

Both Teams

Game: 46 at NMU (11-17-89);
(NMU 31, UW 15)

MOST PENALTIES

Season: 527 (1991-92)
WCHA: 428 (1991-92)
Game: 23 vs CC (12-7-91);
at UM (2-20-87)
Period: 12 vs Lowell (3rd)(11-9-84);
vs BU (2nd)(1-6-89); at PC (2nd)(1-22-89)
WCHA: 11 vs MSU (3rd)(11-19-76);
at UMD (2nd)(11-26-88); at CC (1st)(2-20-93)

Both Teams

Game: 45 at Lowell (10-26-85)
Period: 22 vs Lowell (3rd)(11-9-84);
vs BU (2nd)(1-6-89)

MOST PENALTY MINUTES

Season: 1183 (1991-92)
WCHA: 959 (1991-92)
Game: 71 vs CC (2-20-93)*
Period: 48 vs BU (2nd)(1-6-89)
Both Teams
Game: 162 at CC (2-20-93)
Period: 83 at Lowell (3rd)(10-26-85)

FEWEST PENALTY MINUTES

Game: 0 vs OU (2-24-67)

MOST OVERTIMES

Season: 11 (1988-89); 2-4-5
WCHA: 10 (1988-89); 2-3-5

MOST POWER-PLAY GOALS

Season: 93 (1976-77)
Game: 7 vs Macalester (1-24-64)
Period: 5 vs MTU (2nd)(11-5-88)

BEST POWER-PLAY %

Season: 39.0% (1976-77); 93 of 238

MOST SHORT-HANDED GOALS

Season: 20 (1982-83)
Game: 6 vs UW-S (11-24-67)
WCHA: 3 at UMD (2-27-82)
Period: 3 vs UW-S (2nd)(11-24-67);
vs Air Force (3rd)(11-26-82)

MOST SHOTS ON GOAL

Game: 78 at NE (1-3-71); vs CC (11-17-72)
Period: 33 at ND (1st)(1-31-69);
vs CC (3rd)(11-27-72)

FEWEST SHOTS ON GOAL

Game: 13 at UM (12-18-65); vs UM (2-7-92)
Period: 0 vs Cornell (3rd)(3-19-70)

MOST SAVES

Game: 62 at MSU (1-12-73)
Period: 25 vs UM (11-29-80); Terry Kleisinger

FEWEST SAVES

Game: 9 vs UMD (1-16-76)

MOST SHUTOUTS

Season: 6 (1981-82)
WCHA: 4 (1981-82)

MOST TIMES SHUTOUT

Season: 2 (1981-82 and 1987-88)

BEST GOALS/GAME AVG.

Season: 7.03 (1967-68)
WCHA: 6.00 (1976-77)

BEST GOALS AGAINST AVG.

Season: 2.68 (1981-82)

LARGEST WINNING MARGIN

Game: 11 vs UND (3-6-71), 12-1
vs ND (3-5-78), 12-1
vs NMU (11-1-92), 11-0

LARGEST LOSING MARGIN

Game: 9 at UMD (3-3-84); 0-9

KEY

BU	Boston University
CC	Colorado College
IC	Illinois Club
MSU	Michigan State
MTU	Michigan Tech
UM	Minnesota
UMD	Minn.-Duluth
UNH	New Hampshire
UND	North Dakota
NE	Northeastern
NMU	Northern Michigan
ND	Notre Dame
OU	Ohio University
PC	Providence College
SM	St. Mary's (Minn.)
WO	Western Ontario
UW	Wisconsin
UW-S	UW-Superior

TEAM RECORDS

OPPONENTS

MOST GOALS

Season: 183 (1984-85)
WCHA: 151 (1975-76)
Game: 13 vs SM (11-29-63)
WCHA: 11 vs Mich. (12-2-77);
 at NMU (11-17-89)
Period: 6 at ND (3rd)(2-23-73); at Mich.
 (3rd)(1-19-80); vs UND (3rd) (2-29-80);
 at Denver (1st)(1-19-85); vs NMU (1st)
 (2-14-89); vs UND (2nd) (12-2-89)

MOST ASSISTS

Season: 304 (1978-79)
Game: 20 at NMU (11-17-89)
Period: 12 vs UND (3rd)(2-29-80)

MOST SCORING POINTS

Season: 477 (1984-85)
Game: 31 at NMU (11-17-89)
Period: 18 vs UND (3rd)(2-29-80)

MOST PENALTIES

Season: 506 (1991-92)
Game: 23 at Lowell (10-26-85)
Period: 12 at UND (1st)(2-7-81)

MOST PENALTY MINUTES

Season: 1,138 (1991-92)
Game: 91 at CC (2-20-93)
Period: 47 at CC (1st)(2-20-93)*

MOST POWER-PLAY GOALS

Season: 67 (1975-76)
Game: 6 at UMD (3-3-84)
Period: 3 vs Mich. (1st)(12-13-75);
 vs UND (1st)(3-11-83); at UMD (2nd)
 (2-4-83); at UMD (2nd)(3-3-84)
 at UNH (2nd)(1-25-85); vs UM (3rd)
 (3-1-85); at Maine (3rd)(12-5-86)

MOST SHORT-HANDED GOALS

Season: 14 (1989-90)

Wins and Losses

Most Wins

Overall: 37 1976-77; 37-7-1
 WCHA: 26 1976-77; 26-5-1

Most Home Wins

Overall: 22 1976-77; 22-5-0
 1981-82; 22-5-1
 WCHA: 13 1972-73; 13-1-0
 1976-77; 13-3-0

Most Road Wins

Overall: 16 1989-90; 16-6-0
 WCHA: 9 1989-90; 9-5-1
 1993-94; 9-6-1

Most Losses

Overall: 24 1975-76; 12-24-2
 WCHA: 19 1975-76; 11-19-2

Fewest Losses

Overall: 7 1976-77; 37-7-1
 WCHA: 5 1976-77; 26-5-1

Fewest Home Losses

Overall: 1 1972-73; 19-1-0
 WCHA: 1 1972-73; 13-1-0

Fewest Road Losses

Overall: 2 1976-77; 15-2-1
 WCHA: 2 1976-77; 13-2-1

Most Ties

Overall: 5 1973-74, 1988-89
 WCHA: 5 1973-74, 1988-89

Best Won/Loss Percentage

Overall: .833 1976-77; 37-7-1
 WCHA: .828 1976-77; 26-5-1

Best Home Won/Loss Percentage

Overall: .950 1972-73; 19-1-0
 WCHA: .929 1972-73; 13-1-0

Best Road Won/Loss Percentage

Overall: .861 1976-77; 15-2-1
 WCHA: .714 1969-70; 15-6-0

Longest Winning Streak

Overall: 12 1-14-77 to 2-25-77
 WCHA: 11 11-4-72 to 12-9-72

Longest Home Winning Streak

Overall: 16 1972-73
 WCHA: 12 1972-73

Longest Road Winning Streak

Overall: 9 1976-77
 WCHA: 9 1976-77

Longest Losing Streak

Overall: 5 1973-74, 1975-76
 WCHA: 7 1983-84

Longest Home Losing Streak

Overall: 4 1975-76, 1979-80, 1983-84
 WCHA: 4 1975-76, 1979-80, 1983-84

Longest Road Losing Streak

Overall: 5 1975-76, 1987-88
 WCHA: 5 1975-76, 1987-88

MOST SHOTS ON GOAL

Game: 65 at MSU (1-12-73)
Period: 27 vs UM(3rd)(11-29-80)

FEWEST SHOTS ON GOAL

Game: 11 vs BU (1-2-83)
Period: 1 vs NMU (1-2-82);
 vs CC (2-26-83)

MOST SAVES

Game: 72 vs CC (11-17-72)
Period: 30 at ND (1st)(1-31-69)

FEWEST SAVES

Game: 12 at UM (12-18-65)

FASTEST GOAL TO START GAME

:07 at UM (10-30-82); Jeff Larson

*Penalty minute records set during the 1992-93 season, have 10 minutes added to game disqualification penalties. Previously, no time value was assessed to game disqualification penalties. (Note: Applies to WCHA games only)

CAREER LEADERS

ALL GAMES

Scoring

	NAME	GP	G	A	PTS
1	Mike Eaves (74-78)	160	94	173	267
2	Mark Johnson (76-79)	125	125	131	256
3	Theran Welsh (77-81)	161	34	194	228
4	Tony Granato (83-87)	152	100	120	220
5	Scott Lecy (77-81)	151	83	127	210
6	Ron Vincent (79-82)	159	75	131	206
7	Doug Macdonald (88-92)	152	75	114	189
8	Bert DeHate (66-70)	95	108	80	188
9	Les Grauer (75-79)	163	83	98	181
10	Paul Houck (81-85)	165	82	95	177
	Paul Ranheim (84-88)	161	88	89	177

Goals

	NAME	GP	GOALS
1	Mark Johnson (76-79)	125	125
2	Bert DeHate (66-70)	95	108
3	Tony Granato (83-87)	152	100
4	Mike Eaves (74-78)	160	94
5	Jason Zent (90-94)	164	92
6	Paul Ranheim (84-88)	161	88
7	Gary Shuchuk (86-90)	177	85
8	Gary Winchester (70-74)	114	83
8	Les Grauer (75-79)	163	83
8	Scott Lecy (77-81)	151	83

Assists

	NAME	GP	ASTS
1	Theran Welsh (77-81)	161	194
2	Mike Eaves (74-78)	160	173
3	Mark Johnson (76-79)	125	131
3	Ron Vincent (79-82)	159	131
5	Scott Lecy (77-81)	151	127
6	Craig Norwich (74-77)	114	126
7	Tony Granato (83-87)	152	120
8	Andrew Shier (90-94)	146	115
9	Doug Macdonald (88-92)	152	114
10	Tim Thomas (81-86)	151	113

Penalties

	NAME	PEN-MIN
1	Jason Zent (90-94)	179-397
2	Bob Suter (75-79)	177-377
3	Tom Sagissor (86-90)	135-338
4	Gary Shuchuk (86-90)	143-314
5	Paul Stanton (85-89)	132-310
6	Dan Plante (90-93)	133-309
7	Dave Lundeen (73-77)	107-304
8	Dave Maley (82-86)	132-301
9	Ted Pearson (80-84)	126-294
10	Blaine Moore (90-94)	121-278

WCHA GAMES

Scoring

	NAME	GP	G	A	PTS
1	Mike Eaves (74-78)	124	72	134	206
2	Mark Johnson (76-79)	92	91	105	196
3	Tony Granato (83-87)	122	85	99	184
4	Theran Welsh (77-81)	121	26	147	173
5	Scott Lecy (77-81)	113	63	91	154
6	Paul Ranheim (84-88)	131	68	77	145
7	Ron Vincent (79-82)	113	57	87	144
8	Craig Norwich (74-77)	89	33	100	133
9	Les Grauer (75-79)	124	64	68	132
10	Andrew Shier (90-94)	109	38	93	131

Goals

	NAME	GP	GOALS
1	Mark Johnson (76-79)	92	91
2	Tony Granato (83-87)	122	85
3	Mike Eaves (74-78)	124	72
4	Paul Ranheim (84-88)	131	68
5	Jason Zent (90-94)	124	67
6	Les Grauer (75-79)	124	64
7	Scott Lecy (77-81)	113	63
8	Ron Vincent (79-82)	113	57
8	Gary Shuchuk (86-90)	132	57
10	Chris Tancill (86-90)	127	56

Assists

	NAME	GP	ASTS
1	Theran Welsh (77-81)	121	147
2	Mike Eaves (74-78)	124	134
3	Mark Johnson (76-79)	92	105
4	Craig Norwich (74-77)	89	100
5	Tony Granato (83-87)	122	99
6	Andrew Shier (90-94)	109	93
7	Scott Lecy (77-81)	113	91
8	Ron Vincent (79-82)	113	87
9	Tim Thomas (81-86)	111	83
10	Paul Ranheim (84-88)	131	77
10	Doug Macdonald (88-92)	102	77

Penalties

	NAME	PEN-MIN
1	Jason Zent (90-94)	140-319
2	Bob Suter (75-79)	139-298
3	Paul Stanton (85-89)	105-258
4	Gary Shuchuk (86-90)	113-254
5	Tom Sagissor (86-90)	104-249
6	Dave Maley (82-86)	105-244
7	Dan Plante (90-93)	100-232
8	Sean Hill (88-91)	98-221
8	Blaine Moore (90-94)	93-221
10	Tim Thomas (81-86)	85-200

SEASON LEADERS

ALL GAMES

Scoring

	NAME	GP	G	A	PTS
1	Mark Johnson (78-79)	40	41	49	90
2	Mike Eaves (77-78)	43	31	58	89
3	Mark Johnson (77-78)	42	48	38	86
4	Craig Norwich (76-77)	44	18	65	83
5	Mike Eaves (76-77)	45	28	53	81
6	Mark Johnson (76-77)	43	36	44	80
6	Gary Shuchuk (89-90)	45	41	39	80
8	Bert DeHate (67-68)	31	47	30	77
9	Tony Granato (86-87)	42	28	45	73
10	Paul Houck (82-83)	47	38	33	71
	John Byce (89-90)	46	27	44	71
	Chris Tancill (89-90)	45	39	32	71

Goals

	NAME	GP	GOALS
1	Mark Johnson (77-78)	42	48
2	Bert DeHate (67-68)	31	47
3	Mark Johnson (78-79)	40	41
3	Gary Shuchuk (89-90)	45	41
5	Chris Tancill (89-90)	45	39
6	John Newberry (81-82)	39	38
6	Paul Houck (82-83)	47	38
8	Bert DeHate (68-69)	34	36
8	Mark Johnson (76-77)	43	36
8	Paul Ranheim (87-88)	44	36

Assists

	NAME	GP	ASTS
1	Craig Norwich (76-77)	44	65
2	Mike Eaves (77-78)	43	58
3	Theran Welsh (78-79)	41	54
4	Mike Eaves (76-77)	45	53
5	Theran Welsh (79-80)	36	51
6	Tim Thomas (84-85)	42	50
7	Mark Johnson (78-79)	40	49
7	Scott Lecy (80-81)	40	49
9	Theran Welsh (77-78)	43	45
9	Ron Vincent (80-81)	36	45
9	Tony Granato (86-87)	42	45
9	Andrew Shier (93-94)	42	45

Penalties

	NAME	PEN-MIN
1	Dan Plante (92-93)	56-142
2	Dave Maley (85-86)	52-135
3	Garry Bunz (86-87)	52-134
3	Jason Zent (91-92)	56-134
5	Paul Stanton (88-89)	52-126
6	Tim Thomas (85-86)	44-122
6	Tom Sagissor (89-90)	46-122
6	Sean Hill (90-91)	53-122
9	Jason Zent (93-94)	56-120
10	Tom Sagissor (88-89)	42-119

WCHA GAMES

Scoring

	NAME	GP	G	A	PTS
1	Mike Eaves (77-78)	32	25	45	70
1	Mark Johnson (77-78)	31	39	31	70
3	Mark Johnson (78-79)	31	28	41	69
4	Craig Norwich (76-77)	31	14	49	63
5	Tony Granato (86-87)	35	25	37	62
6	Mark Johnson (76-77)	30	24	33	57
6	Mike Eaves (76-77)	32	20	37	57
8	Tony Granato (84-85)	34	26	29	55
9	Dave Maley (85-86)	34	16	36	52
9	Steve Tuttle (87-88)	35	23	29	52
9	Kelly Fairchild (93-94)	32	15	37	52
9	Andrew Shier (93-94)	32	14	38	52

Goals

	NAME	GP	GOALS
1	Mark Johnson (77-78)	31	39
2	Mark Johnson (78-79)	31	28
3	Steve Tuttle (86-87)	25	27
4	Tony Granato (84-85)	34	26
4	Paul Ranheim (87-88)	34	26
6	Mike Eaves (77-78)	32	25
6	Tony Granato (85-86)	27	25
6	Tony Granato (86-87)	35	25
6	Chris Tancill (89-90)	28	25
10	Mark Johnson (76-77)	30	24

Assists

	NAME	GP	ASTS
1	Craig Norwich (76-77)	31	49
2	Mike Eaves (77-78)	32	45
3	Theran Welsh (79-80)	30	42
4	Mark Johnson (78-79)	31	41
5	Tim Thomas (84-85)	34	39
6	Theran Welsh (78-79)	32	38
6	Andrew Shier (93-94)	32	38
8	Mike Eaves (76-77)	32	37
8	Theran Welsh (77-78)	32	37
8	Tony Granato (86-87)	35	37


Penalties

	NAME	PEN-MIN
1	Dave Maley (85-86)	45-118
1	Garry Bunz (86-87)	48-118
3	Dan Plante (92-93)	43-108
3	Jason Zent (91-92)	43-108
5	Tim Thomas (85-86)	40-104
5	Paul Stanton (88-89)	40-104
7	Sean Hill (90-91)	43-102
8	Jason Zent (93-94)	46-100
9	Tom Sagissor (88-89)	37-99
10	Gary Suter (84-85)	48-96

YEARLY LEADERS

SCORING

Year	Name	GP	G-A-Pts
1963-64	Ron Leszcynski, W	12	16-18-34
1964-65	Ray Clegg, W	22	27-22-49
1965-66	Chuck Kennedy, C	21	13-14-27
1966-67	Don Addison, D	26	12-28-40
1967-68	Bert DeHate, C	31	47-30-77
1968-69	Bert DeHate, C	34	36-25-61
1969-70	Bob Poffenroth, C	34	19-32-51
1970-71	Jim Boyd, C	34	19-30-49
1971-72	Gary Winchester, C	38	25-27-52
1972-73	Dennis Olmstead, C	40	23-32-55
1973-74	Dennis Olmstead, C	35	22-26-48
1974-75	Mike Eaves, C	38	17-37-54
1975-76	Mike Eaves, C	34	18-25-43
1976-77	Craig Norwich, D	44	18-65-83
1977-78	Mike Eaves, D	43	31-58-89
1978-79	Mark Johnson, C	40	41-49-90
1979-80	Theran Welsh, D	36	7-51-58
1980-81	Scott Lecy, D	42	26-49-75
1981-82	John Newberry, C	39	38-27-65
1982-83	Paul Houck, LW	47	38-33-71
1983-84	Paul Houston, C	38	25-23-48
1984-85	Tony Granato, C-W	42	33-34-67
1985-86	Dave Maley, W	42	20-40-60
1986-87	Tony Granato, C-W	42	28-45-73
1987-88	Steve Tuttle, RW	45	27-39-66
1988-89	John Byce, RW	42	27-28-55
1989-90	Gary Shuchuk, C	42	41-39-80
1990-91	Sean Hill, D	37	19-32-51
1991-92	Doug Macdonald, C	33	16-28-44
	Jason Zent, LW	43	27-17-44
1992-93	Andrew Shier, RW	41	22-36-58
1993-94	Kelly Fairchild, C	42	20-44-64



GOALS


Year	Name	GP	... G
1963-64	Ron Leszcynski, W	12 16
1964-65	Ray Clegg, W	22 27
1965-66	Chuck Kennedy, C	21 13
	Tom Obrodovich, W	21 13
1966-67	Jim Petruzates, W	26 23
	Tom Obrodovich, W	26 23
1967-68	Bert DeHate, C	31 47
1968-69	Bert DeHate, C	34 36
1969-70	Murray Heatley, W	32 25
1970-71	Norm Cherrey, W	34 21
	Murray Heatley, W	24 21
1971-72	Jim Young, W	36 26
1972-73	Gary Winchester, C	40 24
	Norm Cherrey, W	39 24
1973-74	Dennis Olmstead, C	35 22
1974-75	Steve Alley, W	38 23
1975-76	Mike Eaves, C	34 18
1976-77	Mark Johnson, C	43 36
1977-78	Mark Johnson, C	42 48
1978-79	Mark Johnson, C	40 41
1979-80	Ron Vincent, W	35 24
1980-81	John Newberry, C	39 30
	Peter Johnson, W	42 30
1981-82	John Newberry, C	39 38
1982-83	Paul Houck, LW	47 38
1983-84	Paul Houston, C	38 25
1984-85	Tony Granato, C-W	42 33
1985-86	Tony Granato, C-W	33 25
1986-87	Steve Tuttle, RW	42 31
1987-88	Paul Ranheim, LW	44 36
1988-89	John Byce, RW	42 27
1989-90	Gary Shuchuk, C	45 41
1990-91	Doug Macdonald, C	31 20
1991-92	Jason Zent, LW	43 27
1992-93	Dan Plante, RW	42 26
	Jason Zent, LW	40 26
1993-94	Blaine Moore, C	37 21

Left: Mark Johnson (1976-79) holds both the scoring (90 points) and goals scored (48) titles at Wisconsin.

Right: Defenseman Craig Norwich's (1974-77) 65 assists still stands today as the most assists in a season by a UW player.

ASSISTS

Year	Name	GP	Ast
1963-64	Ron Leszcynski, W	12 18
1964-65	Ron Leszcynski, W	23 29
1965-66	Chuck Kennedy, C	21 14
1966-67	Don Addison, D	26 28
1967-68	Bob Poffenroth, C	31 34
1968-69	Bob Poffenroth, C	34 29
1969-70	Bob Poffenroth, C	34 32
1970-71	Jim Boyd, C	34 30
1971-72	Gary Winchester, C	38 27
1972-73	Dennis Olmstead, C	40 32
	Dean Talafofus, C-W	40 32
1973-74	Dean Talafofus, C-W	34 29
1974-75	Mike Eaves, C	38 37
1975-76	Craig Norwich, D	32 27
	Norm McIntosh, D	37 27
1976-77	Craig Norwich, D	44 65
1977-78	Mike Eaves, C	43 58
1978-79	Theran Welsh, D	41 54
1979-80	Theran Welsh, D	36 51
1980-81	Scott Lecy, C	42 49
1981-82	Chris Chelios, D	43 43
	Ron Vincent, W	47 43
1982-83	Pat Flatley, W	43 44
1983-84	Jan-Ake Danielson, D	38 36
1984-85	Tim Thomas, D	42 50
1985-86	Dave Maley, W	42 40
1986-87	Tony Granato, C-W	42 45
1987-88	Steve Tuttle, RW	45 39
1988-89	Paul Stanton, D	45 29
1989-90	John Byce, C-RW	46 44
1990-91	Sean Hill, D	37 32
1991-92	Barry Richter, D	43 29
1992-93	Andrew Shier, RW	41 36
1993-94	Andrew Shier, RW	42 45



YEARLY LEADERS

POWER-PLAY GOALS

1993-94	Blaine Moore (9)
1992-93	Barry Richter (9)
1991-92	Jason Zent (11)
1990-91	Barry Richter (9)
1989-90	Chris Tancill (17)
1988-89	Doug Macdonald (14)
1987-88	Paul Ranheim (15)
1986-87	Paul Ranheim (12)
1985-86	Tony Granato (7)
1984-85	Tony Granato (13)
1983-84	Paul Houston (8)
1982-83	Paul Houck (15)
1981-82	Peter Johnson (16)
1980-81	Peter Johnson (17)
1979-80	Ron Griffin (13)
1978-79	Scott Lecy (15)
1977-78	Mark Johnson (16)
1976-77	Mark Johnson (17)
1975-76	N/A
1974-75	Don DePrez (12)
1973-74	Dave Olmstead (8)
1972-73	Lloyd Bentley (9)
1971-72	Jim Young (6)
1970-71	Murray Heatley (7)
1969-70	Bob Poffenroth (6)
1968-69	John Jagger (7)
1967-68	Bob Poffenroth (6)
1966-67	...	Tom Obrodovich (8)
1965-66	Don Addison (3)
.....	Jeff Carlson (3)
1964-65	Ray Clegg (8)
1963-64	Chan Young (4)

SHORT-HANDED GOALS

1993-94	Blaine Moore (2)
.....	Brian Rafalski (2)
1992-93	Blaine Moore (3)
.....	Jason Zent (3)
1991-92	Blaine Moore (2)
.....	Dan Plante (2)
.....	Mike Doers (2)
1990-91	Don Granato (2)
1989-90	John Byce (2)
.....	Gary Shuchuk (2)
1988-89	Kurt Semandel (4)
1987-88	Steve Tuttle (5)
1986-87	Pat Ford (2)
.....	Todd Geisness (2)
.....	Steve Tuttle (2)
1985-86	Scott Mellanby (2)
.....	Marty Wiitala (2)
1984-85	Paul Houston (3)
1983-84	John Johansson (2)
1982-83	Paul Houck (5)
1981-82	Brian Mullen (5)
1980-81	Ken Keryluk (3)
.....	Brian Mullen (3)
1979-80	...	Chuck Durocher (4)
1978-79	Dan Gorowsky (2)
.....	Rod Romanchuk (2)
1977-78	...	Rod Romanchuk (4)
1976-77	Mike Eaves (2)
.....	Norm McIntosh (2)
1975-76	N/A
1974-75	Bob Lundeen (3)
1973-74	Dave Lundeen (1)
.....	Dave Otness (1)
.....	Gary Winchester (1)
1972-73	Norm Cherrey (6)
1971-72	Dave Arundel (1)
.....	Tim Dool (1)
.....	Stan Hinkley (1)
.....	Phil Uihlein (1)
1970-71	Jim Boyd (3)
1969-70	Norm Cherrey (1)
1968-69	Jim Boyd (3)
1967-68	Bert DeHate (3)
1966-67	Jim Petruzates (2)
1965-66	...	Tom Obrodovich (2)
1964-65	Don Addison (2)
1963-64	six tied with 1

GAME-WINNING GOALS

1993-94	Jamie Spencer (4)
1992-93	Jason Zent (6)
1991-92	Jaosn Zent (5)
1990-91	..	Doug Macdonald (4)
1989-90	..	Doug Macdonald (5)
.....	Chris Tancill (5)
1988-89	Chris Tancill (8)
1987-88	Steve Tuttle (5)
1986-87	Paul Ranheim (6)
1985-86	Tony Granato (5)
1984-85	Tony Granato (6)
1983-84	Paul Houston (3)
.....	John Johansson (3)
1982-83	Paul Houck (9)
1981-82	...	John Newberry (10)
1980-81	John Newberry (5)
1979-80	Ron Griffin (3)
1978-79	Mark Johnson (8)
1977-78	Mark Johnson (9)
1976-77	Steve Alley (9)
1975-76	Mike Eaves (2)
.....	Rod Romanchuk (2)
1974-75	Steve Alley (3)
1973-74	Dean Talafous (3)
1972-73	Lloyd Bentley (5)
1971-72	Jim Young (9)
1970-71	Lloyd Bentley (3)
.....	Norm Cherrey (3)
.....	Murray Heatley (3)
.....	Jim Young (3)
1969-70	Murray Heatley (6)
1968-69	Bert DeHate (5)
1967-68	Bert DeHate (7)
1966-67	Jim Petruzates (4)
1965-66	...	Tom Obrodovich (3)
1964-65	Ray Clegg (3)
.....	Jim Petruzates (3)
1963-64	Chan Young (2)

HAT TRICKS

1963-64 (6)

Tom French (4) 12-13-63
 Ron Leszczynski (4) ... 12-13-63
 Ron Leszczynski (4) ... 12-14-63
 Chan Young (3) 1-11-64
 Chuck Ellis (3) 2-6-64
 James Weiss (3) 2-7-64

1964-65 (10)

Charles Ellis (3) 12-18-64
 Raymond Clegg (3) 12-19-64
 James Petruzates (3) ... 12-19-64
 Raymond Clegg (4) 1-23-65
 Raymond Clegg (4) 1-29-65
 Raymond Clegg (3) 2-6-65
 Richard Rahko (3) 2-6-65
 Don Addison (3) 2-27-65
 Richard Rahko (3) 2-27-65
 John Riley (3) 2-27-65

1965-66 (2)

Jim Petruzates (3) 12-4-65
 Chuck Kennedy (3) 2-26-66

1966-67 (9)

Mike Gleffe (3) 12-2-66
 Jim Petruzates (3) 12-10-66
 Jim Petruzates (3) 12-30-66
 Chuck Ellis (3) 1-21-67
 Bert DeHate (3) 2-17-67
 Tom Obrodovich (3) 2-18-67
 Bert DeHate (5) 2-24-67
 Mark Fitzgerald (4) 2-24-67
 Bert DeHate (3) 2-25-67

1967-68 (12)

Bert DeHate (4) 12-2-67
 Bert DeHate (3) 12-28-67
 Bob Poffenroth (4) 12-28-67
 Bert DeHate (3) 1-5-68
 Doug McFadyen (3) 1-12-68
 Bert DeHate (3) 1-13-68
 Bert DeHate (3) 1-27-68
 Bert DeHate (3) 2-13-68
 Greg Nelson (3) 2-16-68
 Bert DeHate (3) 2-17-68
 Tom Obrodovich (3) 2-17-68
 Dick Klipsic (3) 3-1-68

1968-69 (11)

Greg Nelson (3) 11-16-68
 Bob Poffenroth (3) 11-16-68
 Murray Heatley (3) 12-12-68
 Bert DeHate (3) 12-13-68
 Murray Heatley (3) 1-11-69
 Bert DeHate (3) 1-11-69
 Bert DeHate (4) 1-28-69
 Bert DeHate (3) 1-30-69
 Jim Boyd (3) 1-30-69
 Stu Henrickson (3) 2-15-69
 Bert DeHate (4) 2-22-69

1969-70 (5)

Jim Boyd (3) 11-14-69

Wisconsin players have scored 169 hat tricks since 1963-64. The record for career hat tricks is held by Bert DeHate who scored 15 from 1967-69. The number in parentheses represents the number of goals scored each year and by each individual in recording the hat trick. (N) - natural hat trick.

Tim Dool (3) 1-24-70
 Murray Heatley (4) 2-6-70
 Jim Young (3) 2-6-70
 Murray Heatley (4) 3-21-70

1970-71 (6)

Pat Lannan (4) 11-15-70
 Gary Winchester (3) ... 11-20-70
 Norm Cherrey (3) 11-27-70
 Murray Heatley (3) 12-12-70
 Murray Heatley (3) 12-27-70
 Gary Winchester (4) 1-3-71

1971-72 (3)

Gary Winchester (3) ... 11-19-71
 Gary Winchester (4) 1-29-72
 Gary Winchester (3) 3-18-72

1972-73 (7)

Lloyd Bentley (3) 12-9-72
 Dave Pay (4) 12-9-72
 Lloyd Bentley (3) 2-10-73
 Gary Winchester (3) 2-16-73
 Norm Cherrey (4) 2-17-73
 Norm Cherrey (3) 2-23-73
 James Johnston (3) 3-5-73

1973-74 (2)

Don DePrez (3) 11-23-73
 Gary Winchester (3) ... 12-28-73

1974-75 (2)

Mike Eaves (3) 10-19-74
 Jim Jefferies (3) 11-16-74

1975-76 (1)

Dave Lundeen (3) 1-3-76

1976-77 (4)

Mike Eaves (3) (N) 12-11-76
 Mike Meeker (3) 12-11-76
 Steve Alley (3) 1-29-77
 Mike Meeker (3) 2-5-77

1977-78 (8)

Mike Meeker (5) 10-29-77
 Mike Eaves (3) 11-12-77
 Mike Eaves (3) 12-10-77
 Mark Johnson (3) 1-6-78
 Les Grauer (3) (N) 1-14-78
 Rod Romanchuk (3) 1-21-78
 Mark Johnson (5) 1-27-78
 Dave Capouch (3) 3-5-78

1978-79 (10)

Mark Johnson (3) 10-20-78
 Mark Johnson (4) 11-11-78
 Mark Johnson (3) 11-25-78
 Scott Lecy (3) 12-1-78
 Scott Lecy (3) 12-2-78
 Mark Johnson (3) 1-6-79
 Les Grauer (3) 1-20-79
 Rod Romanchuk (4) . (N) 2-17-79
 Scott Lecy (4) 3-3-79
 Mark Johnson (3) 3-6-79

1979-80 (3)

Ron Vincent (3) 11-16-79
 Ron Griffin (3) 11-30-79
 Chuck Durocher (3) 2-3-80

1980-81 (4)

John Newberry (3) 11-14-80
 John Newberry (3) 12-28-80
 Ron Vincent (3) 2-6-81
 John Newberry (3) 2-6-81

1981-82 (14)

John Johansson (3) 10-16-81
 John Newberry (4) 10-16-81
 Brian Mullen (3) 10-16-81
 Peter Johnson (3) 11-13-81
 Ken Keryluk (3) 11-27-81
 Peter Johnson (3) 12-4-81
 Paul Houck (3) 1-3-82
 John Newberry (3) 1-8-82
 Peter Johnson (3) 1-8-82
 John Newberry (3) 1-22-82
 John Newberry (3) 1-23-82
 Ron Vincent (3) 2-6-82
 Pat Flatley (3) 2-27-82
 Brian Mullen (3) 3-13-82

1982-83 (9)

Paul Houck (3) 10-23-82
 Scott Sabo (3) 10-23-82
 Pat Flatley (3) 11-3-82
 Paul Houck (3) 11-26-82
 Paul Houston (3) 11-27-82
 Dave Maley (3) 11-27-82
 Bruce Driver (3) 1-8-83
 Todd Lecy (3) 1-14-83
 Paul Houston (3) 2-12-83

1983-84 (5)

Ted Pearson (3) 11-12-83
 Tony Granato (3) 11-15-83

Paul Houston (3) 12-30-83
 Paul Houston (3) 1-27-84
 Paul Houck (3) 2-4-84

1984-85 (3)

Gary Suter (3) 11-9-84
 Tony Granato (4) 12-28-84
 Dave Maley (3) 1-18-85

1985-86 (4)

Dave Maley (3) 10-26-85
 Scott Mellanby (3) 11-22-85
 Scott Mellanby (3) 11-23-85
 Scott Mellanby (3) 2-21-86

1986-87 (3)

Steve Tuttle (3) 10-25-86
 Paul Ranheim (3) 12-5-86
 Steve Tuttle (4) (N) 1-2-87

1987-88 (4)

Pat Ford (3) 1-8-88
 Paul Ranheim (3) 2-12-88
 Paul Ranheim (3) 2-26-88
 John Byce (3) 3-19-88

1988-89 (3)

John Byce (3) 11-5-88
 Chris Tancill (4) 11-11-88
 Dennis Snedden (3) 1-6-89

1989-90 (4)

Gary Shuchuk (3) 12-1-89
 Chris Tancill (3) 2-3-90
 Gary Shuchuk (3) 2-9-90
 John Byce (3) 4-1-90

1990-91 (5)

Dennis Snedden (3) 10-13-90
 Barry Richter (3) 10-27-90
 Barry Richter (3) 11-9-90
 Don Granato (3) 11-10-90
 Doug Macdonald (3) 2-8-91

1991-92 (4)


Brett Kurtz (3) 10-18-91
 Blaine Moore (3) 12-6-91
 Maco Balkovec (3) 1-3-92
 Jason Zent (3) 4-4-92

1992-93 (6)

Dan Plante (3) 11-1-92
 Jason Zent (3) 11-1-92
 Barry Richter (3) 11-27-92
 Kelly Fairchild (3) 1-16-93
 Jason Zent (3) 2-12-93
 Blaine Moore (4) 2-20-93

1993-94 (1)

Andrew Shier (3) 1-21-94



MEDIA INFORMATION

<i>Radio/TV coverage</i>	<i>122</i>
<i>Interviewing Information...</i>	<i>124</i>
<i>Sports Information</i>	<i>125</i>
<i>Index</i>	<i>126</i>
<i>WCHA Schedule</i>	<i>127</i>
<i>UW Schedule</i>	<i>128</i>



RADIO/TV COVERAGE

THE JEFF SAUER RADIO SHOW

Head Coach Jeff Sauer can be heard weekly on WTSO - Radio (1070 AM). The call-in show is hosted by Jack Swanson and runs Monday nights from 7-8 p.m. on the following dates. The dates underlined are dependent on the Badgers playoff participation.

October 10, 17, 24;	January 16, 23, 30
November 7, 14, 21, 28	February 6, 13
December 5, 12	March 6, 13, 20, <u>27</u>

THE JEFF SAUER TELEVISION SHOW

Head Coach Jeff Sauer's television show will air on WKOW-TV (channel 27) on Sunday nights at 10:35 and also on Midwest Sports Channel on Thursday nights at 5:30. The first show will air around the first of January, although the exact date has not yet be determined.

The show is hosted by Jack Swanson, Sports Director of WTSO-Radio. It also features Bill Brophy (sports editor of the *Wisconsin State Journal*) and Andy Kendeigh (WKOW-TV).

BADGERS ON RADIO

All Badger hockey games can be heard live on WTSO (1070 AM) and WIBA (1310 AM) radio. Outside the Madison area, UW hockey games (including exhibition and playoff games) are available to 21 participating radio stations on the Wisconsin Hockey Radio Network. The network is fed through the engineering services of The Wisconsin Radio Network.

Those stations are: WRLO-Antigo; WHBY-Appleton; WBEL-Beloit; WYKY-FM-Columbus; WBIZ-Eau Claire; KFIZ-Fond du Lac; WFAW-Fort Atkinson; WNFL-Green Bay; WCLO-Janesville; WKBH-La Crosse; WTOQ-Platteville; WPDR-Portage; WRDB-Reedsburg; WOBT-Rhineland; WTCH-Shawano; WKLJ-Sparta; WSPQ-Stevens Point; WDSM-Superior; WDUX-Waupaca. Outside Wisconsin, WDSM-Duluth, Minn. and WDBC-Escanaba, Mich. will also carry Badger hockey games.

All games are offered for broadcast, but stations determine their own independent schedule. They may carry all games or just one. For more information contact the station(s) in your area for scheduling information.

PRIMARY MEDIA OUTLETS

PRINT

Bill Brophy
Wisconsin State Journal
P.O. Box 8058
Madison, WI 53708
(608) 252-6165
Fax: (608) 252-6119

Howard Thomas
Sports Desk
The Capital Times
P.O. Box 8060
Madison, WI 53708
(608) 252-6474
Fax: (608) 252-6445

Rick Gano
Associated Press
918 N. Fourth St.
Milwaukee, WI 53203
(414) 271-0158
Fax: (414) 225-3599

Adam Mertz
Badger Plus
202 State Street, Ste. 202
Madison, WI 53703
(608) 221-3505

Sports Editor
Milwaukee Journal
333 W. State Street
Milwaukee, WI 53201
Madison: (608) 256-2553
Milwaukee: (414) 224-2309
Fax: (608) 256-7238

Michael Hunt
Milwaukee Sentinel
202 State Street, Ste. 202
Madison, WI 53703
Madison: (608) 258-2271
Milwaukee: (414) 224-2175
Fax: (608) 258-2279

Sports Editor
Daily Cardinal
821 University Avenue
Madison, WI 53706
(608) 262-5857
Fax: (608) 262-0404

Sports Editor
Badger Herald
550 State Street

Madison, WI 53703
(608) 257-6579
Fax: (608) 257-6899

TELEVISION

Jay Wilson
WKOW-TV (ch. 27/ABC)
P.O. Box 100
Madison, WI 53701
(608) 274-6118
Fax: (608) 274-9514

Van Stouff
WISC-TV (ch. 3/CBS)
7025 Raymond Road
Madison, WI 53719
(608) 276-7400
Fax: (608) 271-0800

Craig Coshun
WMTV (ch. 15/NBC)
615 Forward Drive
Madison, WI 53719
(608) 274-7817
Fax: (608) 271-5194

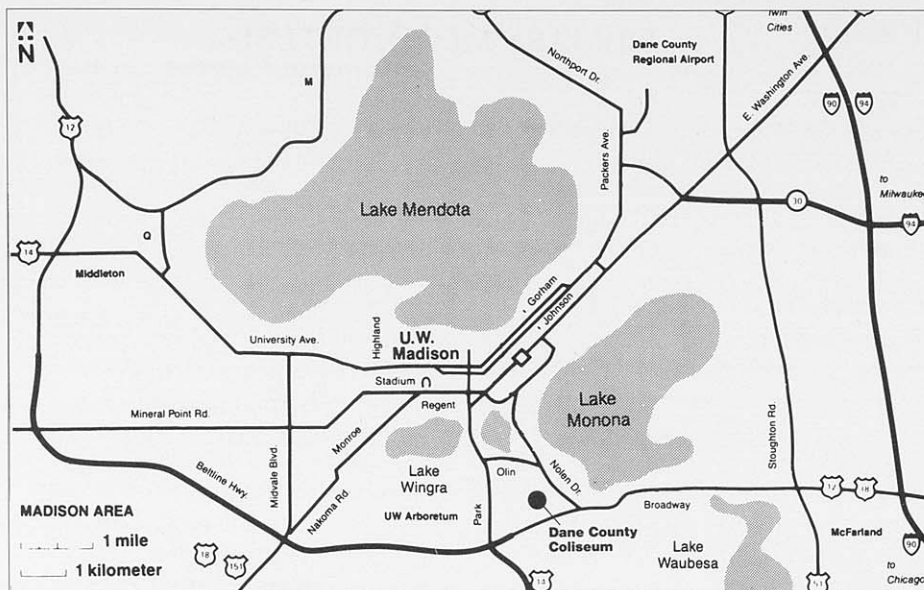
Bill Ferris
WHA-TV
821 University Avenue
Madison, WI 53706
(608) 263-2121
Fax: (608) 263-9763
Delay Broadcast

RADIO

Jack Swanson
WTSO Radio
P.O. Box 8030
Madison, WI 53701
(608) 274-1070
Fax: (608) 275-7125

Michael Bahr
WIBA Radio
P.O. Box 99
Madison, WI 53701
(608) 274-5450
Fax: (608) 274-5521

Paul Braun
95A Golf Parkway
Madison, WI 53704
play-by-play (WIBA)



Finding the Dane County Coliseum

From the Dane County Airport
Take Stoughton Road south to the Madison beltline (Highway 12 & 18). Take Highway 12 & 18 west to the Coliseum exit (John Nolen Drive).

From the East

(1.) From Interstate 90, take the Madison beltline (Highway 12 & 18 west) to the Coliseum exit (John Nolen Drive).

(2.) From Interstate 94, take the Janesville exit (90 East). Take the beltline exit (Highway 12 & 18 west). Exit on John Nolen Drive.

TRAVEL HEADQUARTERS

Minnesota-Duluth

Oct. 13-16
Holiday Inn
200 W. First Street
Duluth, MN 55802
(218) 722-1202

Minnesota

Oct. 27-30
Radisson Hotel
Metrodome
615 Washington Ave., SE
Minneapolis, MN 55414
(612) 379-8888

Michigan Tech

Nov. 10-12
Franklin Square Inn
820 Sheldon Avenue
Houghton, MI 49931
(906) 487-1700

College Hockey Showcase

St. Paul Civic Center
Mich. (Nov. 25); MSU (Nov. 26)
Radisson Hotel
11 E. Kellogg Blvd.
St. Paul, MN 55101
(612) 292-1900

North Dakota

Dec. 8-10
Holiday Inn
1210 N. 43rd Street
Grand Forks, ND 58203
(701) 772-7131

Bank One Showdown

The Bradley Center
Dec. 27-30
Hyatt Regency
333 W. Kilbourn Avenue
Milwaukee, WI 53203
(414) 276-1234

Alaska Anchorage

Jan. 4-8
Ramada Inn
598 W. Northern Lights Blvd.
Anchorage, Alaska 99503
(907) 561-5200

Northern Michigan

Jan. 19-21
Holiday Inn
1951 US 41 West
Marquette, MI 49855
(906) 225-1351

St. Cloud State

Feb. 10-12
Radisson Suite Hotel
404 W. St. Germain
St. Cloud, MN 56301
(612) 654-1661

Minnesota-Duluth

Feb. 18-19
Hyatt Regency
333 W. Kilbourn Ave.
Milwaukee, WI 53203
(906) 225-1351

Denver

Feb. 23-26
Denver Marriott Southeast
6363 E. Hampden Ave.
Denver, CO 80222
(303) 758-7000

MEDIA INFORMATION

Arriving at the Dane County Coliseum

The University of Wisconsin's working facilities for newspaper and radio are located in the upper level on the east side of the Coliseum. Media covering the Badgers should enter the Coliseum on the north side or where the opponent entrance is located.

Media Credentials

All requests for working media credentials for Wisconsin home games must be made in advance through the Sports Information Office, 1440 Monroe Street, Madison, WI 53711. **PHONE: (608) 262-1811.** *Requests should be made on your company's official letterhead at least one week in advance of the game(s) you wish to cover.* Upon acceptance of applications, appropriate tickets are either mailed or held for pickup at the north entrance to the Coliseum by the opponent lockerroom (the old Badger lockerroom).

Media Parking

There is no reserved parking for visiting media at the Dane County Coliseum. Visiting media should plan to arrive at the Coliseum at least one hour prior to game time to avoid parking problems.

Photographers

Photo passes are limited because of space restrictions at the Coliseum. Requests should be submitted on your company's letterhead to the UW Sports Information Office and will be granted on a priority first-come, first-served basis. Photographers are asked to consider the fans when shooting in the Coliseum.

Radio and Television

Visiting radio and television stations will be admitted for broadcast upon recommendation of the visiting school and its sports information director. Requests must be received at least one week prior to the game(s) you wish to broadcast. Broadcast locations are assigned by the UW Sports Information Department based on involvement with the co-op line arrangement. Tickets will be held at the UW Sports Information Office through noon on Friday and **then will be placed at the north end of the Coliseum by the entrance to the Opponent lockerroom (the old Badger lockerroom).**

Interviewing Coach Sauer

UW Head Coach Jeff Sauer will meet with the media following each game after a short post-game session with the team. The post-game interviews will be conducted in the players' lounge area of the Badger lockerroom. The best time to interview Sauer during the week is between 10:00 a.m. and noon at the UW Hockey Office or before (approx. 2:45-3:00) or after (6:00-6:30) practices.

Interviewing Wisconsin Players

During the week

Media wishing to interview specific players may want to call the Sports Information Office on their availability. Practices are generally held at the Coliseum from 3:00-6:00. Occasionally, practice will be at the Camp Randall Memorial Sports Center (the Shell) on campus or at the Arena on the grounds of the Dane County Expo. Practice times at the Shell run from 3:00-6:00. For exact practice times and locations, contact the SID Office. Players will be available up to 15 minutes before practice and at the conclusion of practice, depending on class schedules.

Post-Game

Player interviews will be conducted in the players' lounge. Wisconsin has a closed locker room policy. No media will be permitted inside the Wisconsin locker room.

PHONE NUMBERS

Area Code: 608

Hockey Office: 262-3932

Sports Information: 262-1811

Sports Information Fax: 262-8184

Coliseum Press Box: 265-2666

Coliseum Fax: 267-0115

FAX-ON-DEMAND

Info Connection will again be used by the Big Ten and its member schools this season. Info Connection is an automated, 24 hour a day, 7 day a week service that instantly sends the latest information, in this case on Badger hockey, to your fax machine. You must dial from the handset on your fax machine.

Again, This replaces all mailing lists. The only mailing lists kept are those for media guides. For more details contact the Big Ten Office or the Wisconsin Sports Information Office to receive the Info Connection phone number and the passcodes you need to access the information.

SPORTS INFORMATION




Steve Malchow

Steve Malchow enters his fifth season as Director of Sports Information at Wisconsin. The 32-year-old Malchow is in charge of publicity for all 11 Badger men's sports programs.

Malchow worked from 1979-89 at Iowa as a student, graduate and full-time assistant in the Hawkeye Sports Information Office, before accepting his post at the UW-Madison.

He is a member of the College Sports Information Directors of America (CoSIDA), which has honored over 30 of his press guides for excellence. Malchow's 1985 football and basketball yearbooks were rated first and second in the nation, respectively.

The 1983 graduate of Iowa earned degrees in marketing, journalism and management sciences. The native of Sioux City, Iowa, is single and lives in Madison.



John Estes

John Estes is in his fourth year as Associate SID for the athletic department. He handles media relations duties for the basketball team and assists with football. He serves as editor of the football and basketball game programs and oversees sports information tasks for golf, tennis and swimming.

Estes, who worked four seasons at Northwestern before coming to Madison, has won many citations from CoSIDA for his publications.

John interned in the Sports Information office at Purdue (1986-87) and worked in corporate communications at Time Inc. from 1984-85. Estes has degrees from Drake (B.A., 1981) and Western Illinois (M.A., 1987).

John and his wife, Dianne, live in Middleton.



Julie Kluge

Julie Kluge begins her fifth campaign as a full-time member of the UW Sports Information staff. She has worked for the University's athletic department since 1984.

Kluge directs all publicity for the nationally recognized hockey, cross country and track teams. She assists with UW football. The 1988 graduate of Wisconsin has B.S. degrees in zoology and secondary education.

Kluge is editor of both the Wisconsin hockey guide and game program. Her 1992 cross country and hockey media guides earned national honors from the College Sports Information Directors of America (CoSIDA).

Julie was formerly an assistant director in the publicity office of the Western Collegiate Hockey Association (1989).

A native of Benton, Wis., Kluge is single and resides in Madison.

Address:

Sports Information Office
Camp Randall Stadium
1440 Monroe St.
Madison, WI 53711

Area Code: 608

SID Phone: 262-1811

SID Fax: 262-8184

Athletic Dept: 262-1866

Ticket Office: 262-1440 or
1-800-GO-BADGERS

Director Steve Malchow

Associate Director John Estes

Assistant Director Julie Kluge

Secretary Barb Wyatt

Intern Dan Meyer

Student Assistants

Jesse Asadow Marija Neubauer

Lisa Dinzeo Judd Zusel

Britt Kinder

INDEX

1	Contents/THE WISCONSIN WAY
2	The University
3	The City
4-5	UW-Madison
6-7	Life on Campus
8	Academics
9	Athletics
10	Academics & Athletics
11	Academic Affairs
12-13	Strength & Conditioning
14	The Training Room
15	The New Facility
16-17	The Dane County Coliseum
18	The Bradley Center
19	Pat Richter
20-21	NHL Badgers
22	The Draft
23	All-Americans
24	Olympians

25	THE PREVIEW & REVIEW
26-28	Outlook
29-31	Individual game-by-game
32-33	'93-94 Highlights
34	1993-94 Stats
35	1993-94 Results
36-40	Summaries

41	THE PLAYERS
42	Mark Strobel
43	Jamie Spencer
44	Chris Tok
45	Maco Balkovec
46	Mickey Elick
47	Brian Rafalski
48	Mike Strobel
49	Max Williams
50	Shawn Carter/Kirk Daubenspeck
51	Troy Howard/Tim Krug
52	Scott Sanderson/Dan Tompkins
53	More Badger Bios
54-55	The Newcomers
56	Alphabetical Roster

57	COACHES/BADGER PERSONNEL
58-60	Coach Sauer
61	Coach Kemp
62	Assistant Coaches
63-64	Support Staff

65	OPPONENTS
66	Alaska Anchorage
67	Colorado College
68	Denver
69	Michigan Tech
70	Minnesota
71	Minnesota-Duluth
72	North Dakota
73	Northern Michigan
74	St. Cloud State
75	Non-conference opponents
76-79	Series Scores

80	THE WCHA
81	1993-94 Standings
82-83	1993-94 Statistics
84	'93-94 all-star teams

85	HISTORY
86-91	Year-by-Year Results
92	Team Awards
93-96	Lettermen
97	Home & Away Records; Captains
98	Coaches & Records
99	Series Records
100-101	Showdown History
102-103	Badger Moments
104	1973 NCAA Champions
105	1977 NCAA Champions
106	1981 NCAA Champions
107	1983 NCAA Champions
108	1990 NCAA Champions

109	RECORDS
110	Class Leaders
111-113	Individual Records
114-115	Team Records
116-117	Top Ten Lists
118-119	Yearly Leaders
120	Hat Tricks

121	MEDIA INFORMATION
122	Radio/TV Coverage
123	How to get to the coliseum
124	Interviewing
125	Sports Information
126	Index
127	WCHA Composite
128	UW Schedule

WCHA SCHEDULE

October

Friday, 14

UW @ UMD (exh)
(US Hockey Hall of Fame)
LU @ MTU*
UAA @ UAF*

Saturday, 15

UW @ UMD
UAF @ UAA*

Friday-Saturday, 21-22

SCS @ UAA
DU @ UW
UM @ UMD
MTU @ FS* (H)
NMU @ LSS* (H)
CC @ Michigan*
NE @ ND*

Friday-Saturday, 28-29

UAA @ UMD
DU @ MTU
UW @ UM
NMU @ SCS

Saturday-Sunday, 29-30

UND @ CC (at Air Force)

November

Friday-Saturday, 4-5

NMU @ MTU (H)
UMD @ UW
SCS @ UM (H)
UND @ DU

Saturday-Sunday, 5-6

UAA @ CC (at Air Force)

Friday-Saturday, 11-12

UW @ MTU
UMD @ NMU
UM @ UND
UIC @ SCS*

Friday & Sunday, 11 & 13

CC @ DU (H)

Friday-Saturday, 18-19

UND @ UMD
NMU @ UW
CC @ SCS
DU @ UAA

Saturday-Sunday, 19-20

MTU @ UM

Friday-Saturday, 25-26

MTU @ UMD
UAA @ NMU
SCS @ UND
CC @ Air Force*

Friday, 25

DU @ NE*
UW vs MSU*
(College Hockey Showcase)
UM vs Michigan*
(College Hockey Showcase)

Saturday, 26

DU @ BC*
UW vs Michigan*
(College Hockey Showcase)
UM vs MSU*
(College Hockey Showcase)

December

Friday-Saturday, 2-3

CC @ MTU
NMU @ DU
SCS @ UW
UND @ UAA
Vermont @ UMD*

Friday-Saturday, 9-10

MTU @ UAA
UMD @ SCS
CC @ NMU
UW @ UND

Saturday-Sunday, 10-11

DU @ UM

Friday-Saturday, 16-17

UM @ CC (at Air Force)
SCS @ Maine*

Sunday-Monday, 18-19

FSU @ UND*

Wednesday, 28

UC @ UMD*
DU vs OSU
(Denver Cup)
UW vs BGSU
(Badger Hockey Showdown)
UM vs Sweden Selects (exh)

Thursday, 29

DU vs AFA or Brown*
(Denver Cup)
MTU vs Michigan*
(Great Lakes Invitational)
UC @ UMD*
UW vs NE or LSS

(Badger Hockey Showdown)

FSU @ NMU*

Friday, 30

MTU vs MSU or Cornell*
(Great Lakes Invitational)
FSU @ NMU*
CC @ UAF*
UM vs Yale*
(Mariucci Classic)

Saturday, 31

CC @ UAF*
UM vs BU or WMU*
(Mariucci Classic)
UW vs Sweden Selects (exh)

January

Monday, 2

UMD vs Sweden Selects (exh)
LU @ NMU*

Friday-Saturday, 6-7

UND @ MTU
UMD @ CC (at Air Force)
UM @ NMU
SCS @ DU
UW @ UAA

Friday-Saturday, 13-14

MTU @ SCS
DU @ UMD
NMU @ UND
CC @ UW
UM @ UAA

Friday-Saturday, 20-21

UMD @ MTU
UW @ NMU
CC @ UM
UND @ SCS
UAA @ DU

Friday-Saturday, 27-28

MTU @ DU
UMD @ UND
NMU @ UAA
SCS @ CC (at Air Force)
UM @ UW

February

Friday-Saturday, 3-4

UM @ MTU
SCS @ UMD
DU @ NMU
UND @ UW

CC @ UAA

Friday-Saturday, 10-11

UAA @ MTU
UMD @ UM
DU @ UND

Saturday-Sunday, 11-12

NMU @ CC (at Air Force)
UW @ SCS

Friday-Saturday, 17-18

MTU @ NMU (H)
UAA @ SCS
CC @ UND
UM @ DU

Sunday, 19

UW @ UMD (in Milwaukee)

Friday-Saturday, 24-25

UMD @ UAA
SCS @ NMU
UND @ UM
UW @ DU

Saturday-Sunday, 25-26

MTU @ CC (at Air Force)

March

Friday-Saturday, 3-4

NMU @ UMD
UAA @ UND
DU @ CC (H) (at Air Force)

Saturday-Sunday, 4-5

MTU @ UW
UM @ SCS (H)

Key

AFA Air Force Academy
BC Boston College
BU Boston University
UAA Alaska-Anchorage
UAF Alaska-Fairbanks
CC Colorado College
DU Denver
FSU Ferris State
LSS Lake Superior State
LU Laurentian University
UM Minnesota
UMD Minnesota-Duluth
MSU Michigan State
ND Notre Dame
UND North Dakota
SCS St. Cloud State
SLU St. Lawrence
UC Union College
UW Wisconsin
* Non-conference
(H) Home and Home series
(game 1 is indicated)

UW SCHEDULE

OCTOBER

Fri., 14	at Minnesota-Duluth (Hall of Fame Game)	8:05
Sat., 15	at Minnesota-Duluth	7:05
Fri-Sat., 21-22	DENVER	7:05
Fri.-Sat., 28-29	at Minnesota	7:05

NOVEMBER

Fri.-Sat., 4-5	MINNESOTA-DULUTH	7:05
Fri-Sat., 11-12	at Michigan Tech	6:35 / 6:05
Fri.-Sat., 18-19	NORTHERN MICHIGAN	7:05
Fri., 25	vs Michigan State+	5:00
Sat., 26	vs Michigan+	5:00

DECEMBER

Fri-Sat., 2-3	ST. CLOUD STATE	7:05
Fri-Sat., 9-10	at North Dakota	8:05
Wed., 28	vs Bowling Green State*	8:00
Thurs., 29	vs Lake Superior State or Northeastern*	5 / 8:00
Sat., 31	Sweden Select Team (exh.)	7:05

JANUARY

Fri.-Sat., 6-7	at Alaska Anchorage	10:05
Fri.-Sat., 13-14	COLORADO COLLEGE	7:05
Fri.-Sat., 20-21	at Northern Michigan	6:05
Fri.-Sat., 27-28	MINNESOTA	7:05

FEBRUARY

Fri.-Sat., 3-4	NORTH DAKOTA	7:05
Fri.-Sat., 11-12	at St. Cloud State	2:05
Sun., 19	vs Minn.-Duluth (Milwaukee)	1:05
Fri.-Sat., 24-25	at Denver	8:05


MARCH

Sat.,-Sun., 4-5	MICHIGAN TECH	7:05, 4:05
Fri.,-Sun., 10-12	WCHA Playoffs First Round	tba
Thurs.,-Sat., 16-18	WCHA Championships (St. Paul, MN)	tba
Fri.-Sat., 24-25	NCAA Tournament (Regional Sites)	5:00, 8:30
Thurs., 30	NCAA Championships (Providence, RI)	tba

APRIL


Sat., 1	NCAA Championships (Providence, R.I.)	tba
---------	---	-----

*Bank One Badger Hockey Showdown (Milwaukee); +College Hockey Showcase (St. Paul)
boldface indicates home games; all times central





Wisconsin Head Coach Jeff Sauer goes for career victory #500 this season. He will become only the seventh coach in collegiate history to accomplish the feat and only the third among active coaches. He is the only UW coach to win 500 contests.



The Bob Johnson Hockey Facility will be the new home away from home for the Wisconsin Hockey team. It features state-of-the-art locker room facilities, a weight room, pool, exercise equipment and players lounge.



Clockwise from top left:
 Junior winger – Mike Strobel, Senior defenseman – Brian Rafalski,
 Senior defenseman – Maco Balkovec, Sophomore goaltender – Kirk Daubenspeck