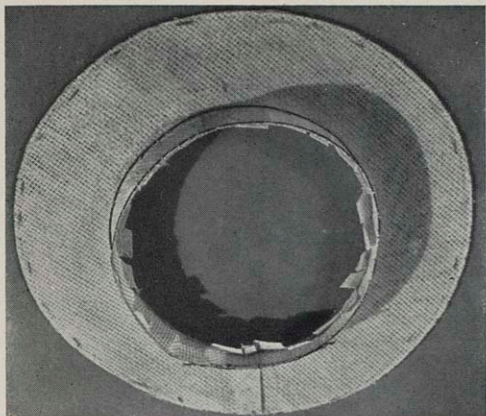


THE PLATES


NOTE

Students at Art and Technical Schools and Women's Institutes may obtain from their school or Institute a card which entitles them to purchase supplies from any wholesale firm

- 1: *Making a brim shape in sarterie for the sailor hat with head band in sarterie sewn on.*
- 2: *Sarterie brim shape from underneath showing wired sarterie supports.*
- 3: *The finished sarterie brim shape for the off the face hat, supported and stiffened, used for blocking the hat material.*
- 4: *A Felt Capeline used for making hats. This is a rough felt shape from which brim and crown are cut, to be moulded into shape for the finished hat.*
- 5: *The off the face felt brim, tacked and blocked on the sarterie brim shape.*
- 6: *Felt crown pulled down over a flat tip crown block.*
- 7: *Felt Capeline tacked on sarterie brim shape showing crown being cut away from the brim.*



1



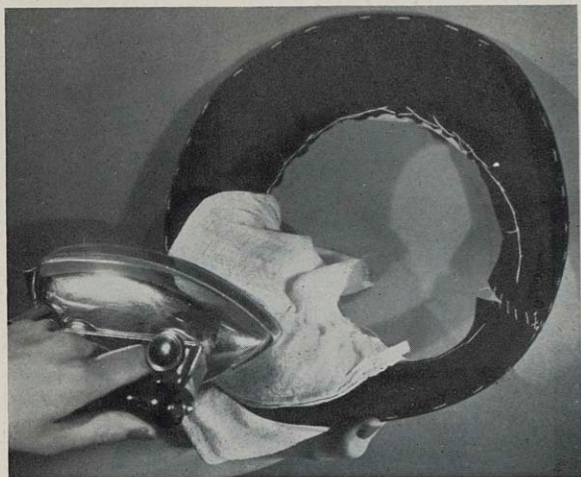
2



3



4



5



6



7